

[54] FILTER CARTRIDGE FOR CLARIFYING, STERILIZING OR CONCENTRATING FLUID FEEDSTOCK

4,218,313 8/1980 Aid et al. 210/650
4,312,757 1/1982 Brumfield 210/644 X
4,416,775 11/1983 Halbich et al. D23/209 X

[75] Inventors: Clinton V. Kopp, Castle Hill; Dennis Roberts, Berowra Heights; Bruce G. Bilstoft, Annandale; Victor White, Lane Cove, all of Australia

FOREIGN PATENT DOCUMENTS

217780 8/1958 Australia .
2011274 6/1979 United Kingdom .

[73] Assignee: Memtec Limited, South Windsor, Australia

Primary Examiner—Susan J. Lucas
Assistant Examiner—M. H. Tung
Attorney, Agent, or Firm—Oblon, Spivak, McClelland, Maier & Neustadt

[**] Term: 14 Years

[21] Appl. No.: 174,365

[57] CLAIM

[22] Filed: Mar. 28, 1988

The ornamental design for a filter cartridge for clarifying, sterilizing or concentrating fluid feedstock, as shown and described.

[30] Foreign Application Priority Data

Oct. 1, 1987 [AU] Australia 3591 87

DESCRIPTION

[52] U.S. Cl. D23/209

[58] Field of Search D23/200, 207, 208, 209, D23/210; 210/440, 444, 446, 447, 448, 238, 292, 449, 282, 234, 321.81, 321.9, 644, 650, 236, 284, 266, 94, 437, 438, 441, 460

FIG. 1 is a perspective view showing a filter cartridge for clarifying, sterilizing or concentrating fluid feedstock showing our new design;

FIG. 2 is a side elevational view thereof, the other side being a mirror image;

FIG. 3 is a front elevational view thereof;

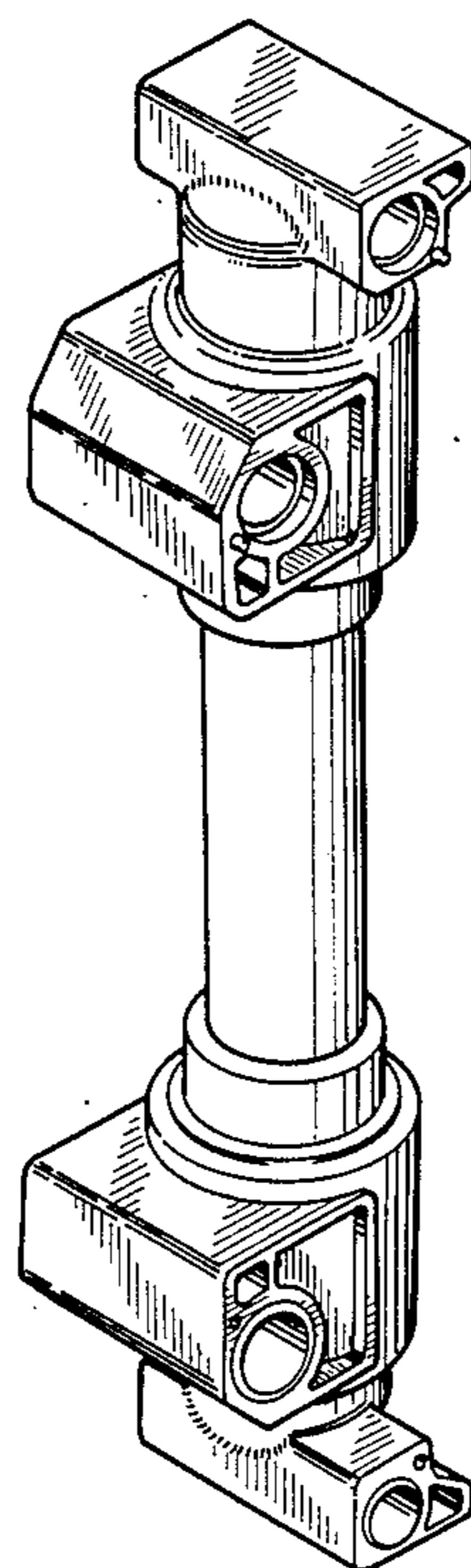
FIG. 4 is a rear elevational view thereof; and

FIG. 5 is a top plan view thereof, the rear view being a mirror image.

[56] References Cited

U.S. PATENT DOCUMENTS

2,537,965 1/1951 Cantin, Jr. 210/282 X



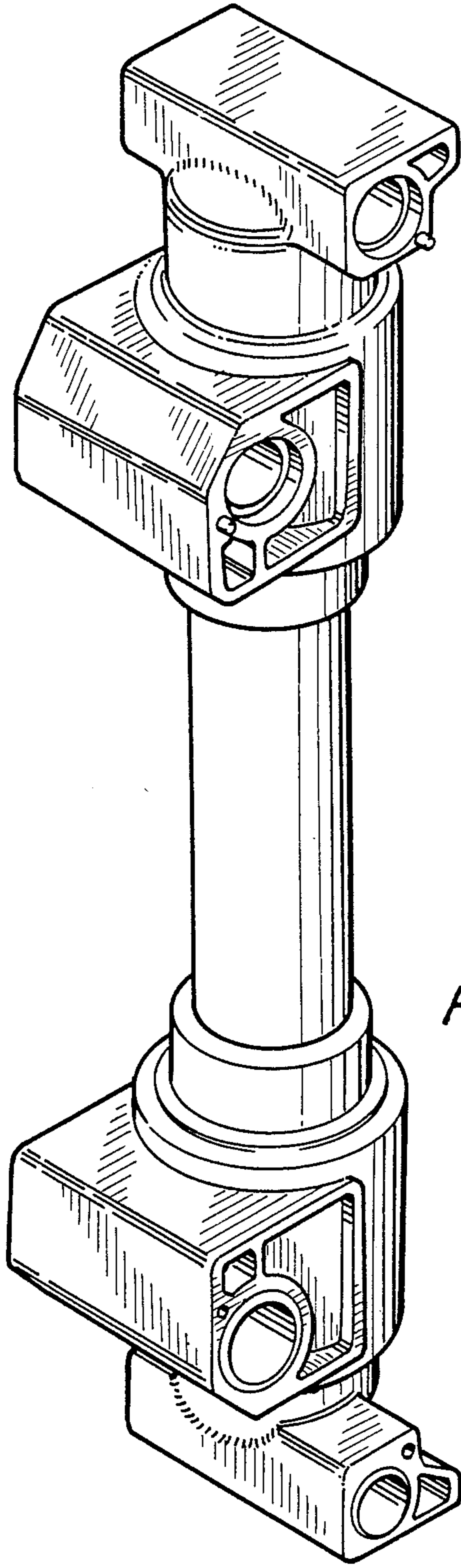


FIG. 1

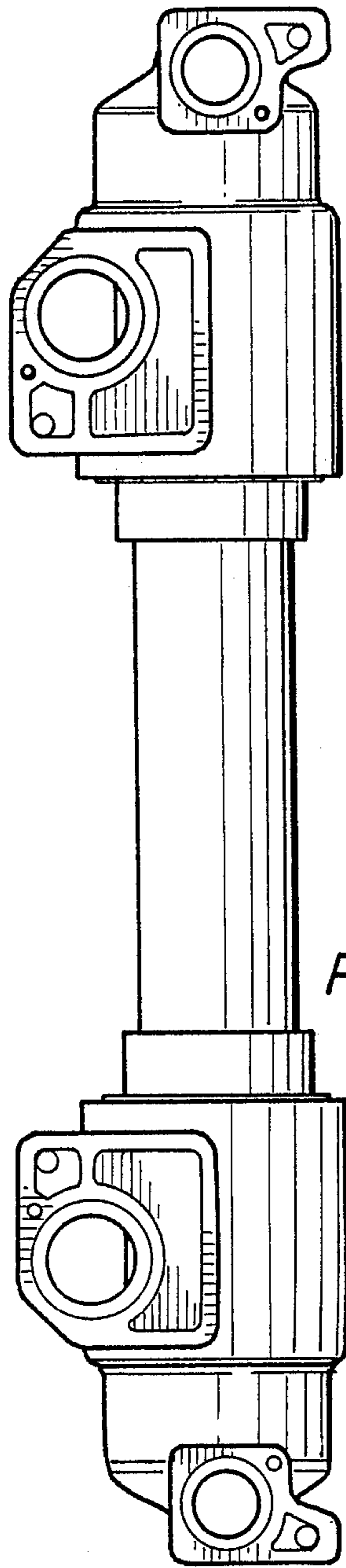


FIG. 2

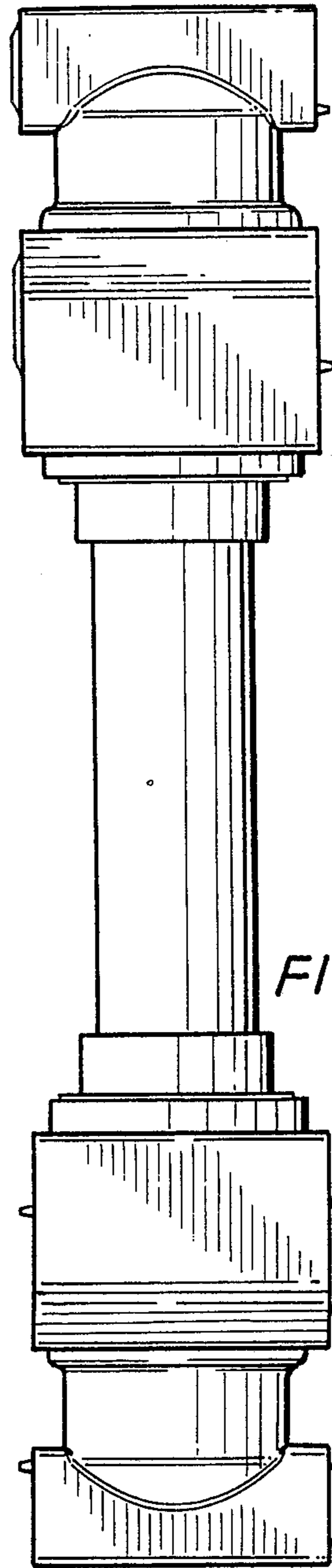


FIG. 3

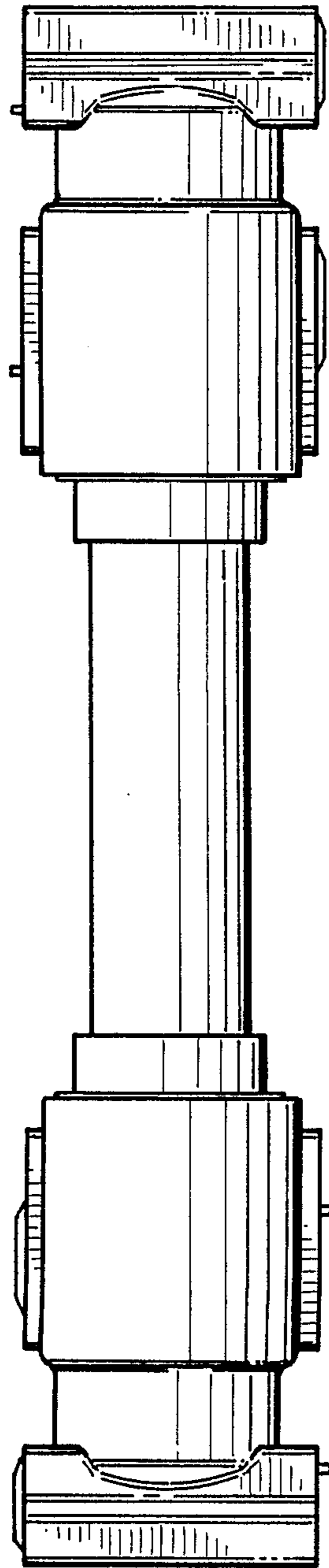


FIG. 4

FIG. 5

