

[54] **KEYBOARD**

[75] Inventor: **Robert L. Solomon, Encino, Calif.**

[73] Assignee: **Datadesk International, Van Nuys, Calif.**

[\*\*] Term: **14 Years**

[21] Appl. No.: **174,524**

[22] Filed: **Mar. 28, 1988**

[52] U.S. Cl. .... **D14/100**

[58] Field of Search ..... **D14/100, 105, 107, 113, D14/114, 115; D18/1, 7, 11, 12; 340/700, 706, 711, 712; 341/22, 23; 364/706-710; 312/198, 208; 235/145 A, 145 R; 358/249, 254; 400/689-694, 485, 486, 488, 489, 492**

[56] **References Cited**

**U.S. PATENT DOCUMENTS**

- D. 270,911 10/1983 Endt ..... D14/100
- D. 276,914 12/1984 Moriconi ..... D14/100

- D. 277,003 1/1985 Cridland et al. .... D14/100
- D. 279,901 7/1985 Dillon ..... D14/100
- D. 281,605 12/1985 Bertone ..... D14/100
- D. 285,922 9/1986 Preige et al. .... D14/100
- D. 295,851 5/1988 Harlan et al. .... D14/100


*Primary Examiner*—Susan J. Lucas  
*Assistant Examiner*—Freda S. Nunn  
*Attorney, Agent, or Firm*—Blakely, Sokoloff, Taylor & Zafman

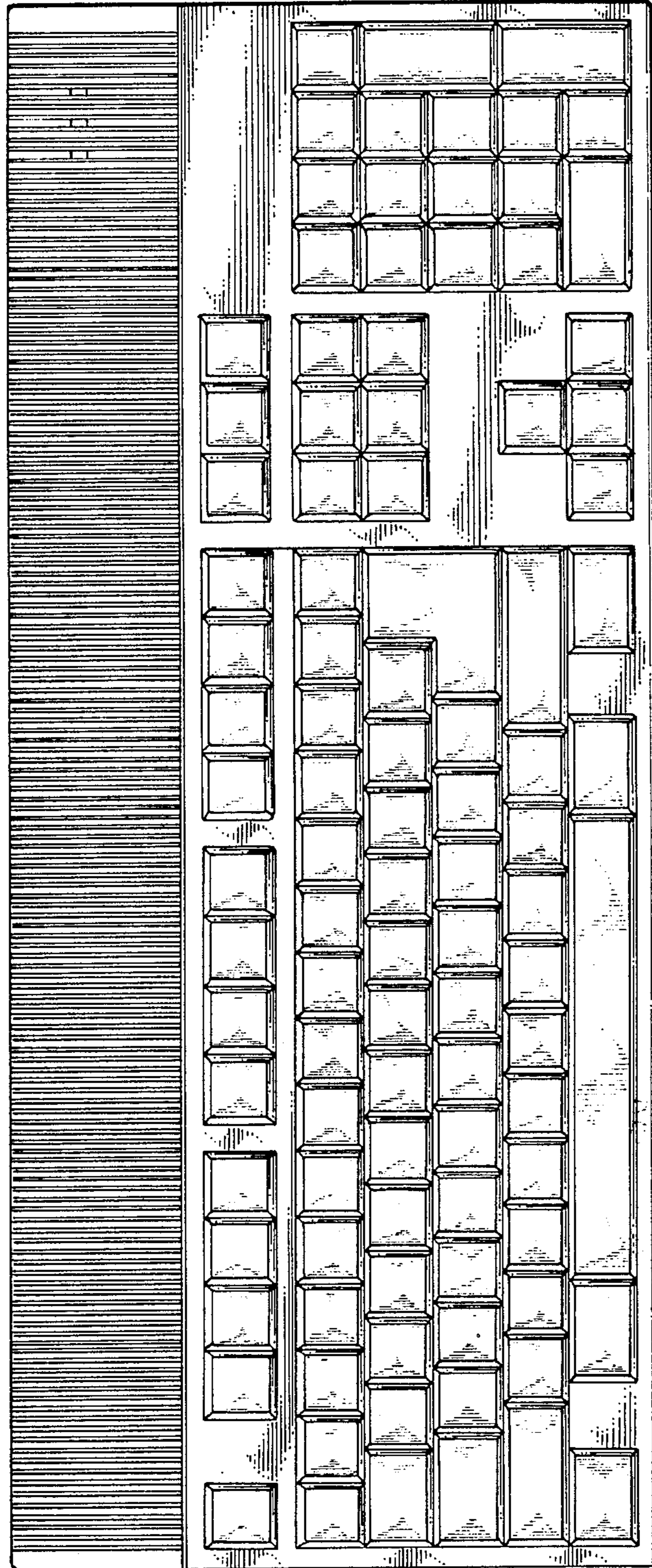
[57] **CLAIM**

The ornamental design for a keyboard, as shown.

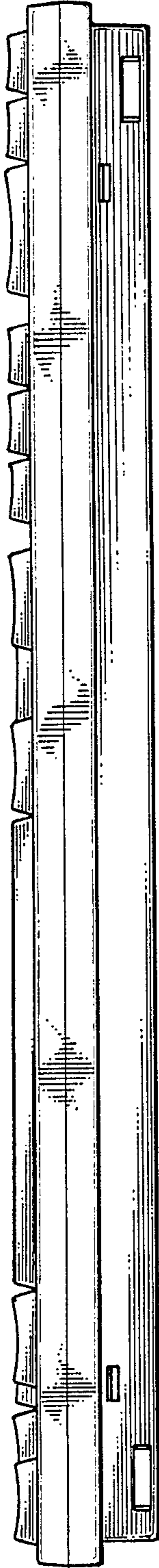
**DESCRIPTION**

FIG. 1 is a top plan view of a keyboard showing my new design;  
FIG. 2 is a front elevational view thereof;  
FIG. 3 is a left side elevational view thereof;  
FIG. 4 is a right side elevational view thereof;  
FIG. 5 is a rear elevational view thereof;  
FIG. 6 is a bottom plan view thereof.

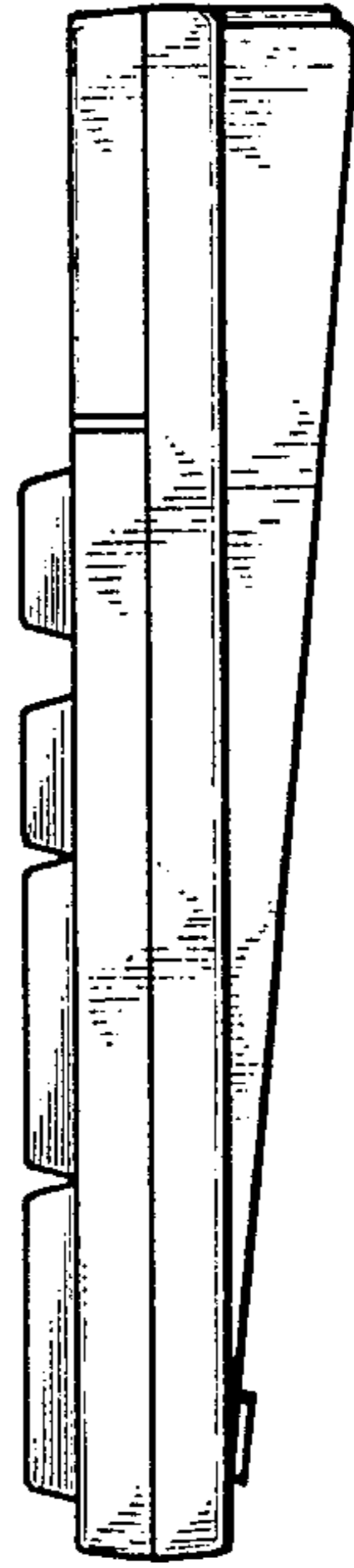




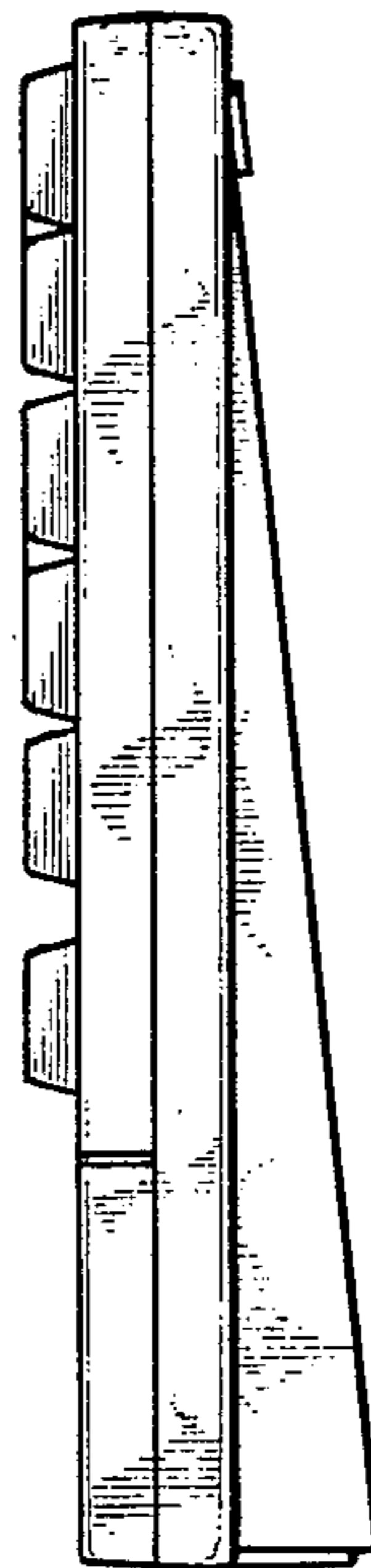
*Fig. 1*




*Fig. 2*




*Fig. 4*



*Fig. 3*



*Fig. 5*



*Fig. 6*