

# United States Patent [19]

Ingram, II et al.

[11] Patent Number: **Des. 311,874**

[45] Date of Patent: **\*\* Nov. 6, 1990**

[54] HOUSING FOR A MEASURING TAPE

[75] Inventors: **Billy S. Ingram, II, Asheville; David S. Chapin, Raleigh, both of N.C.**

[73] Assignee: **Cooper Industries, Inc., Houston, Tex.**

[\*\*] Term: **14 Years**

[21] Appl. No.: **59,688**

[22] Filed: **Jun. 8, 1987**

[52] U.S. Cl. .... **D10/72**

[58] Field of Search ..... **D10/70, 72, 74; D2/639; D3/100; D11/78.1, 201; 33/755, 756, 758, 757, 759, 760, 761, 762, 763, 764, 765, 766, 767, 768, 769, 770; 242/84.8, 85, 107.2**

[56] **References Cited**

### U.S. PATENT DOCUMENTS

D. 71,257 10/1926 Simpson ..... D10/72  
D. 203,411 1/1966 Quenot ..... D10/72  
D. 203,622 2/1966 Quenot ..... D10/72

D. 205,373 7/1966 Quenot ..... D10/72  
D. 205,467 8/1966 Quenot ..... D10/72  
D. 231,485 4/1974 Albrecht ..... D10/72  
259,556 6/1882 Kulman ..... D10/72 X  
D. 275,460 9/1984 Cohen ..... D10/72  
1,491,437 4/1924 Taylor ..... 33/768

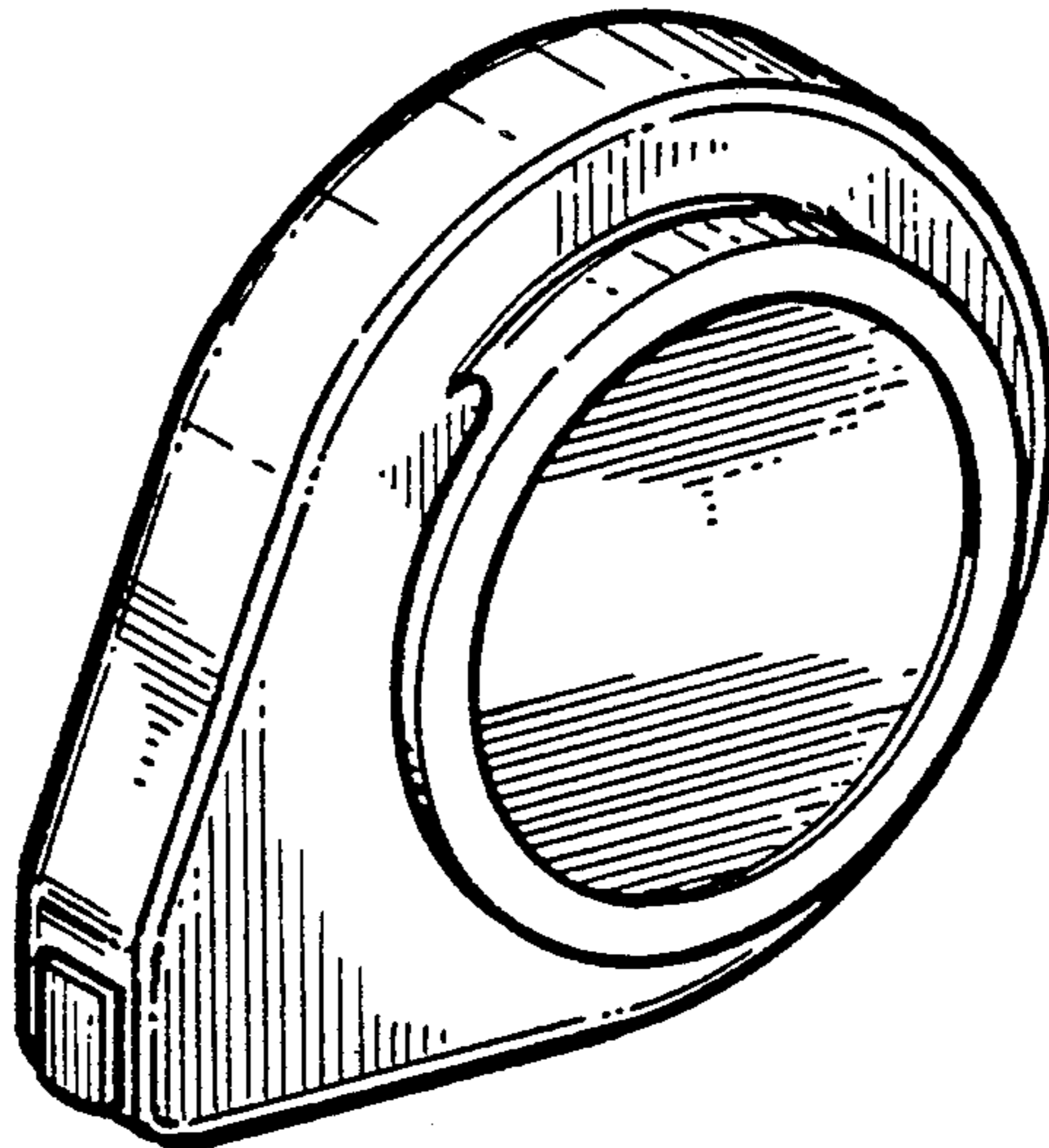
*Primary Examiner*—Bruce W. Dunkins  
*Assistant Examiner*—Antoine D. Davis  
*Attorney, Agent, or Firm*—Eddie E. Scott; Alan R. Thiele; Nelson A. Blish

[57] **CLAIM**

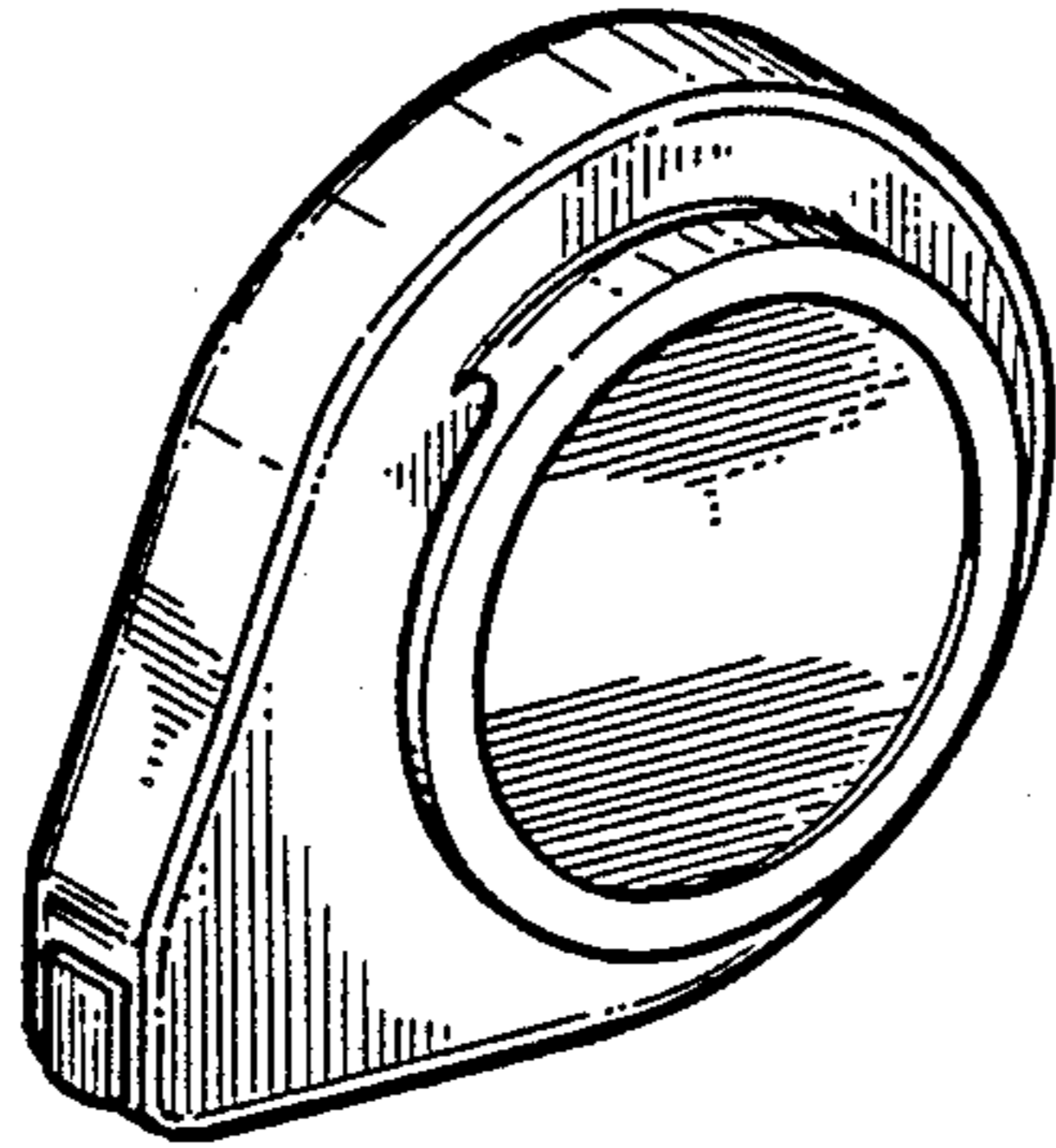
The ornamental design for a housing for a measuring tape, as shown and described.

### DESCRIPTION

FIG. 1 is a top, front, and left side perspective view of a housing for a measuring tape showing our new design; FIG. 2 is a left side elevational view; FIG. 3 is a rear elevational view; FIG. 4 is a right side elevational view; FIG. 5 is a top plan view; and FIG. 6 is a bottom plan view thereof.



**Fig. 1**



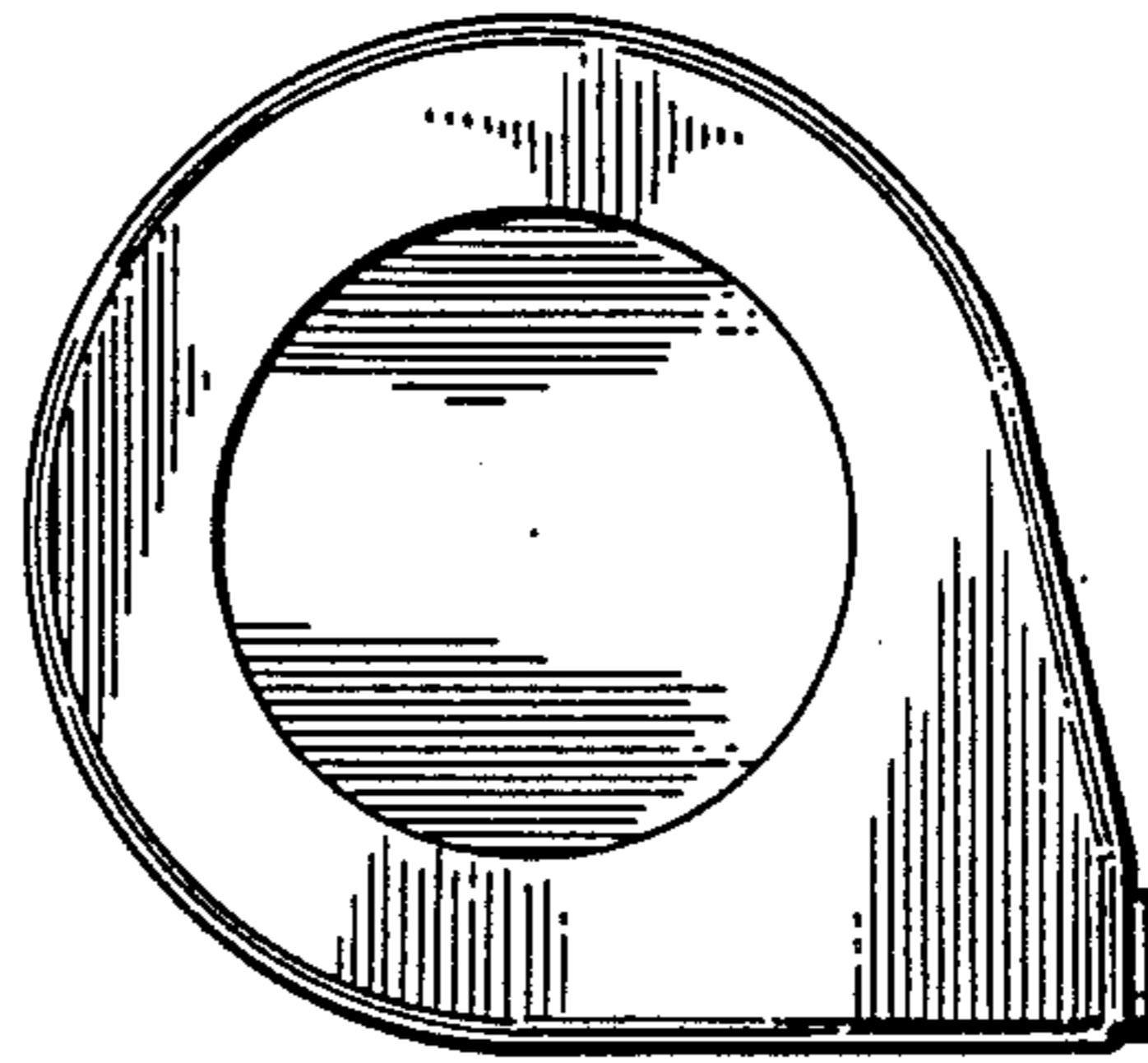
**Fig. 2**




**Fig. 4**



**Fig. 3**



**Fig. 5**



**Fig. 6**

