

[54] **RADIATION MEASURING DEVICE OR SIMILAR ARTICLE**

[75] **Inventor: Klaus Dufts Schmid,**  
 Gumpoldskirchen, Austria

[73] **Assignee: Oesterreichisches Forschungszentrum**  
 Seibersdorf Ges.m.b.H., Seibersdorf,  
 Austria

[\*\*] **Term: 14 Years**

[21] **Appl. No.: 114,373**

[22] **Filed: Oct. 29, 1987**

[30] **Foreign Application Priority Data**

May 14, 1987 [AT] Austria ..... 542764

[52] **U.S. Cl. .... D10/47**

[58] **Field of Search .... D10/47, 96, 97;**  
 250/336.1, 475.2, 472.1, 374, 482.1; 324/95

[56] **References Cited**

**U.S. PATENT DOCUMENTS**

- D. 208,208 8/1967 Eberline ..... D10/47
- D. 208,555 9/1967 Geiger ..... D10/47
- D. 232,657 9/1974 Kulik et al. .... D10/46
- D. 255,336 6/1980 Roettele et al. .... D10/47 X
- D. 287,700 1/1987 Pollock et al. .... D10/47
- 2,753,460 7/1956 Reed et al. .... 250/482.1
- 2,762,929 11/1956 Muto et al. .... 250/482.1
- 3,335,278 8/1967 Price et al. .... 250/473.1
- 3,505,523 4/1970 Becker ..... 250/473.1
- 3,655,975 4/1972 Evans ..... 250/475.2

- 3,878,108 4/1975 Burgkhardt et al. .... 250/472.1
- 3,894,238 7/1975 Cox et al. .... 250/472.5 X
- 4,605,853 8/1986 Terhune ..... 250/336.1 X

**FOREIGN PATENT DOCUMENTS**

- 1066433 11/1979 Canada .
- 0151880 8/1985 European Pat. Off. .

**OTHER PUBLICATIONS**

IEEE Transactions on Nuclear Science, vol. NS-34, No. 1, Feb. 1987, (New York U.S.), H. C. Staley et al: "Radiation Detection Algorithm for a Portable Survey Instrument", pp. 619-621.

*Primary Examiner*—Nelson C. Holtje  
*Assistant Examiner*—Antonie D. Davis  
*Attorney, Agent, or Firm*—Werner W. Kleeman

[57] **CLAIM**

The ornamental design for radiation measuring device or similar article, as shown and described.

**DESCRIPTION**

FIG. 1 is a top, front, and right side perspective view of a radiation measuring device or similar article showing my new design;

FIG. 2 is a top plan view;

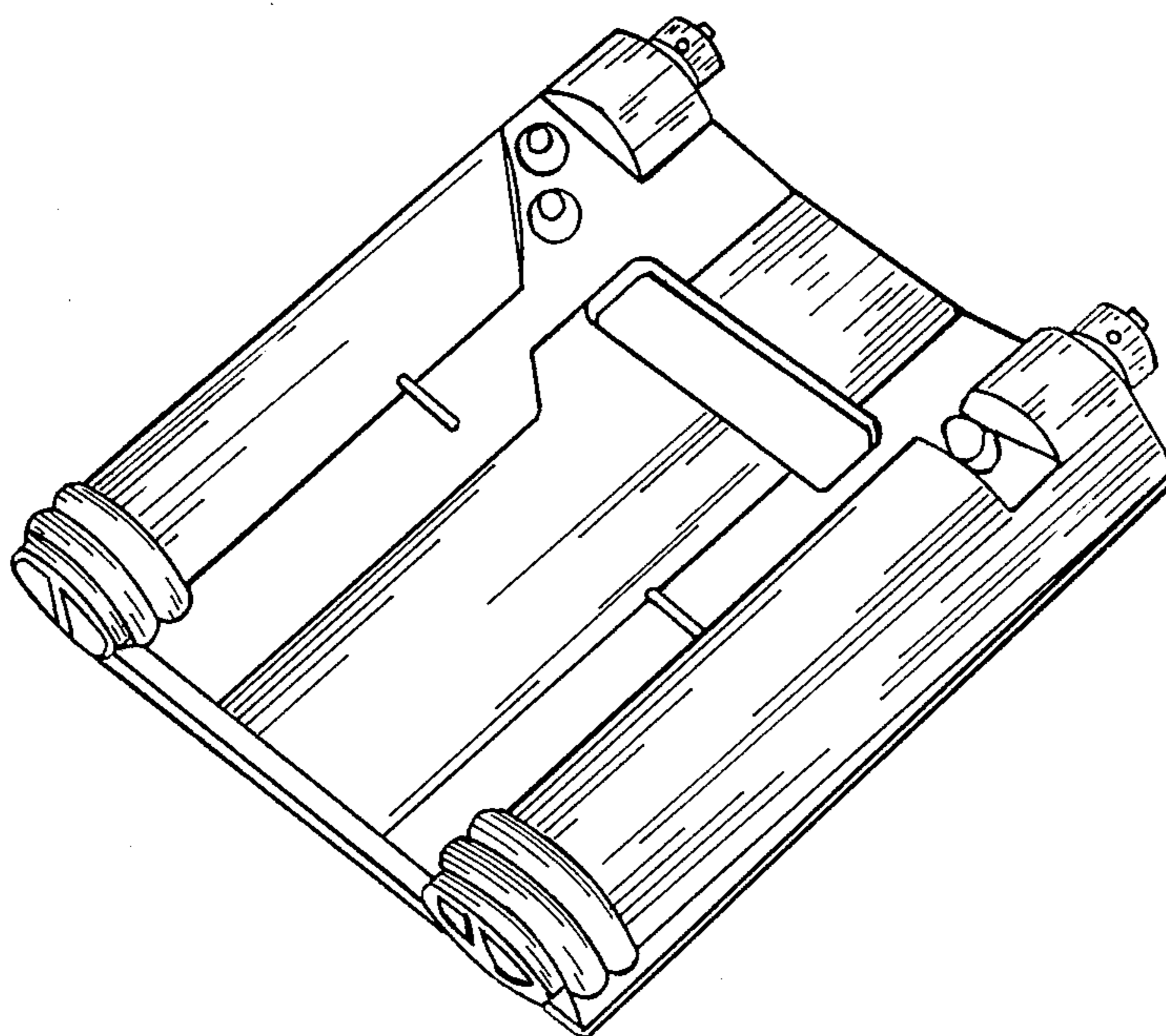
FIG. 3 is a bottom plan view;

FIG. 4 is a left side elevational view;

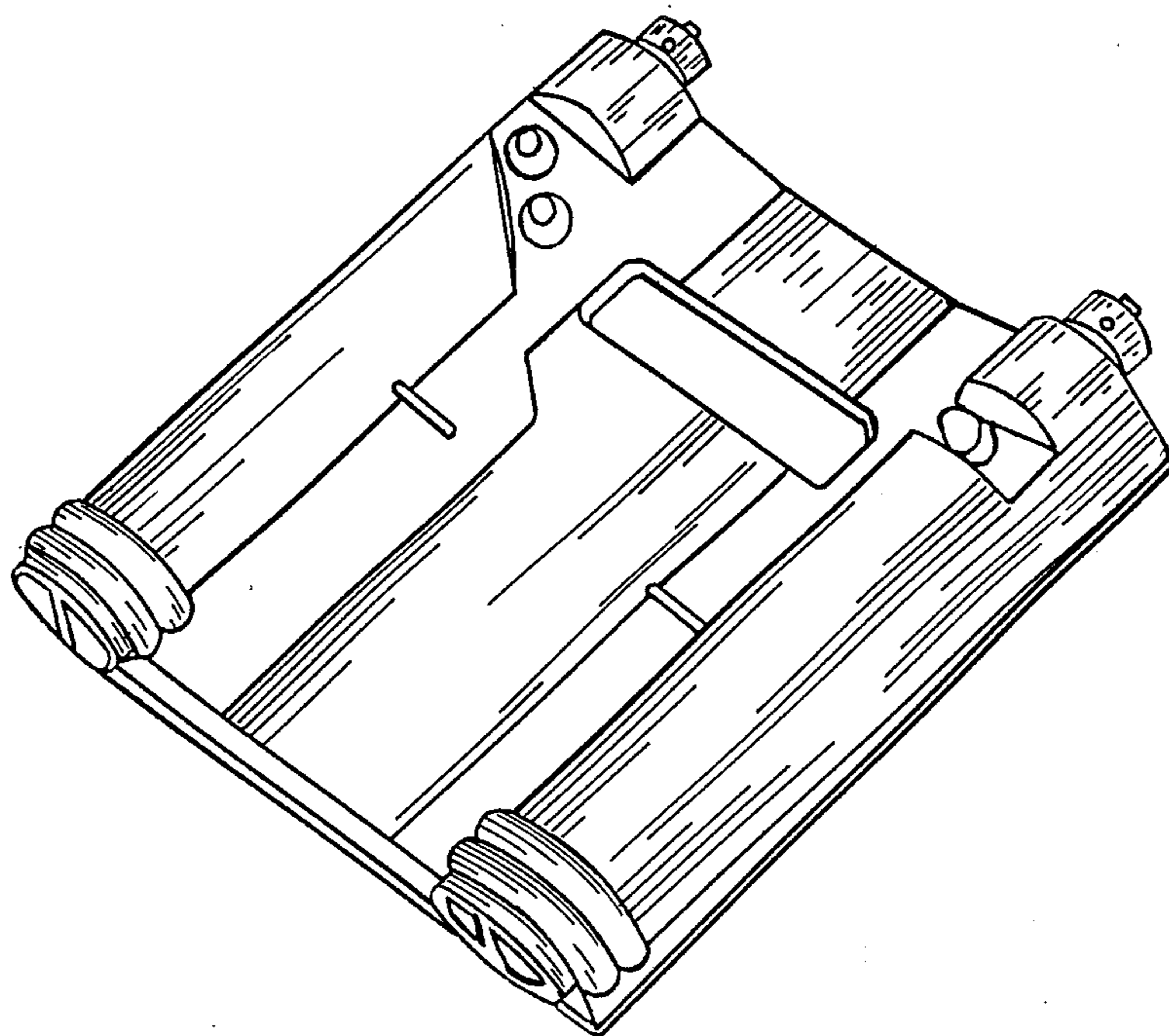
FIG. 5 is a right side elevational view;

FIG. 6 is a rear elevational view; and

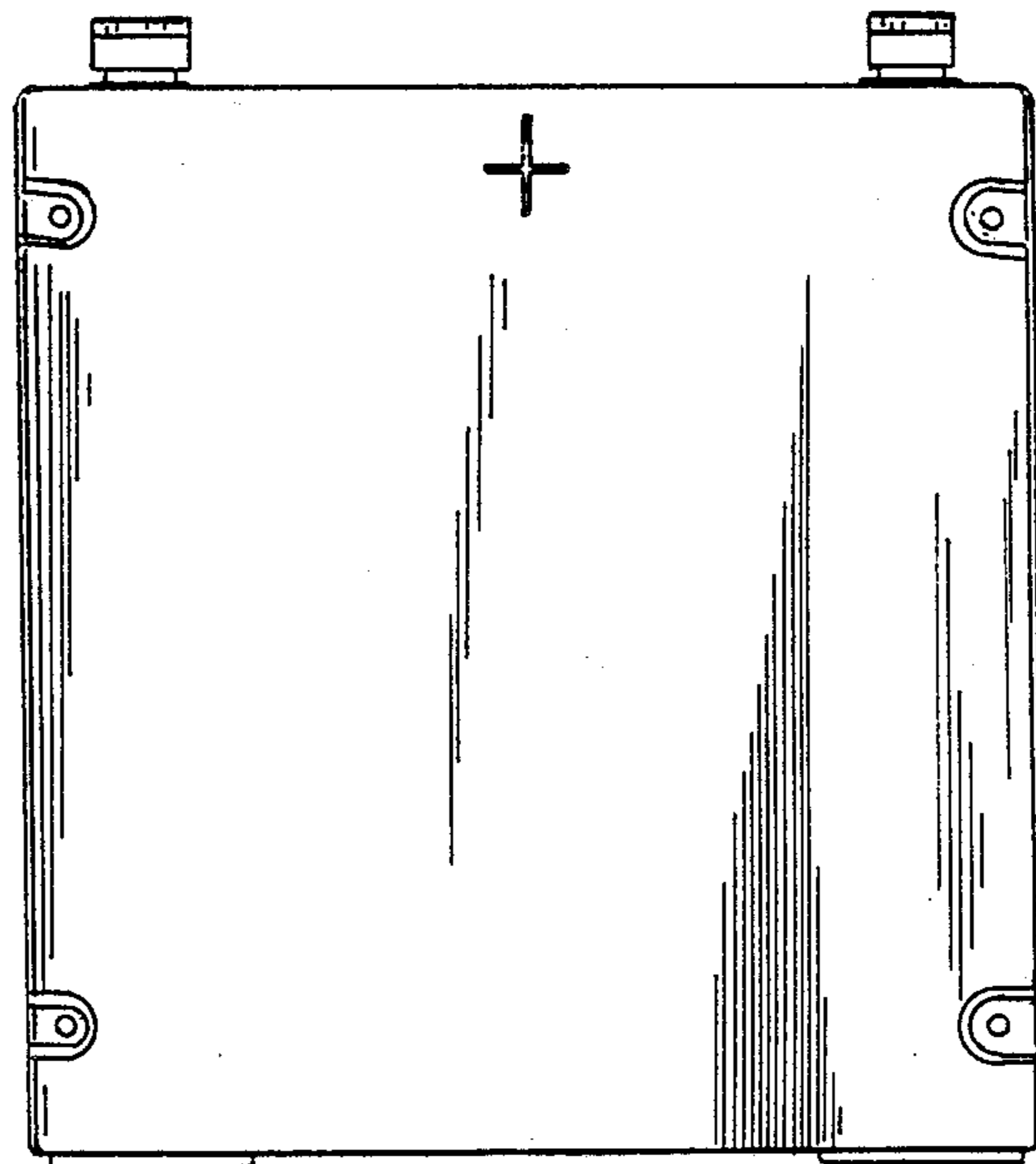
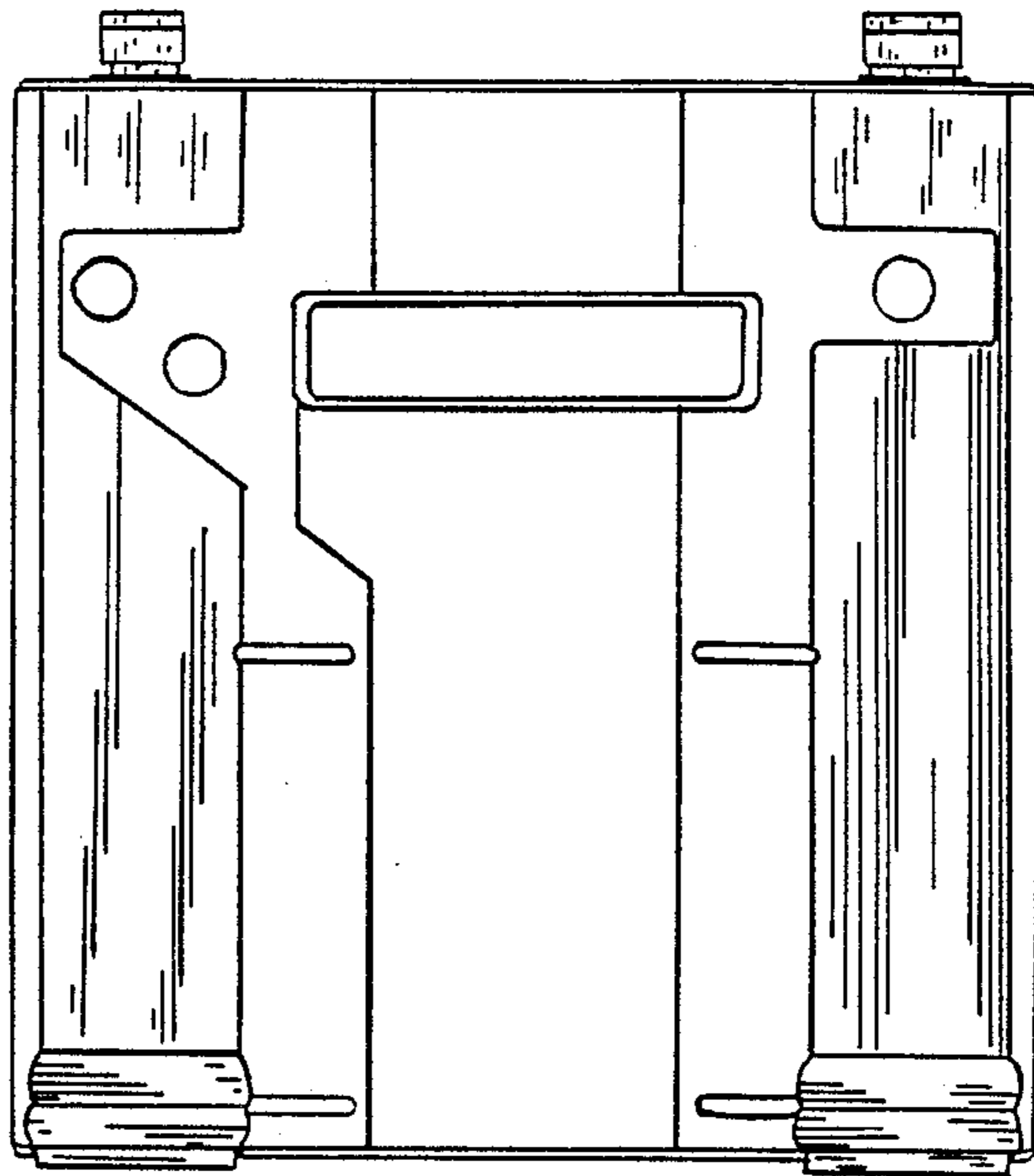
FIG. 7 is a front elevational view thereof.



*FIG. 1.*



*FIG 2*



*FIG 3*

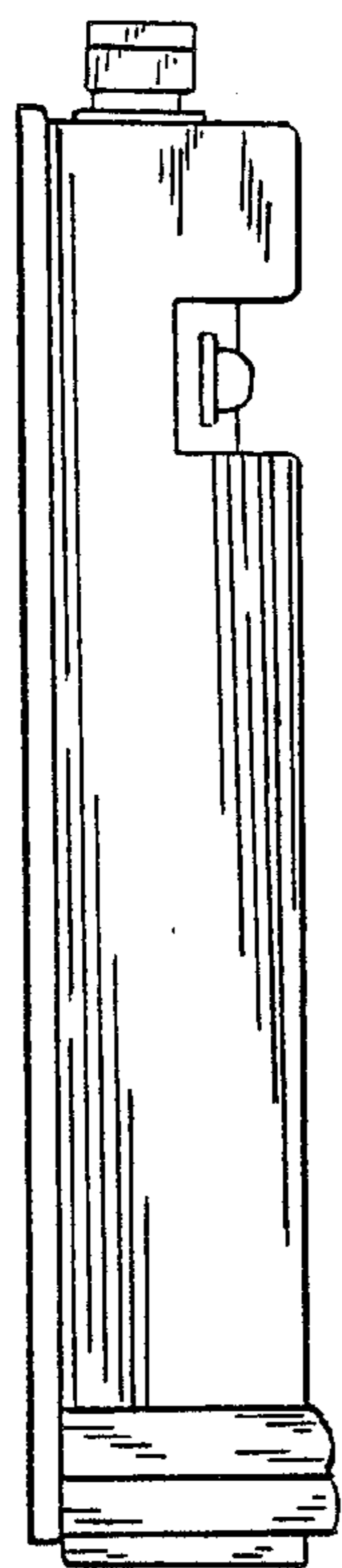


FIG. 4.




FIG. 5.

FIG. 6.




FIG. 7.