

[54] PIZZA GRIDDLE

[76] Inventor: Everett D. Strand, 4317 Dupont Ave. S., Minneapolis, Minn. 55409

[*] Notice: The portion of the term of this patent subsequent to Jul. 24, 2004 has been disclaimed.

[**] Term: 14 Years

[21] Appl. No.: 27,682

[22] Filed: Mar. 19, 1987

[52] U.S. Cl. D7/354; D7/359; D7/409

[58] Field of Search D7/354, 359, 407, 408, D7/409; 99/432, DIG. 15, 430, 450, 425; 219/10.55 E

[56] References Cited

U.S. PATENT DOCUMENTS

- D. 27,936 12/1897 Schmidt D7/359
- D. 248,142 6/1978 Greger D7/1 X
- 1,733,450 10/1929 Detwiler .
- 1,906,999 5/1933 Parker .

- 2,534,407 12/1950 Bramberry .
- 2,583,887 1/1952 Schneeweiss 99/DIG. 15 X
- 3,469,524 9/1969 Trozzolo .
- 3,847,068 11/1974 Beer et al. D7/361 X
- 4,369,346 1/1983 Hart et al. 219/10.55 E
- 4,649,053 3/1987 Lamonica 99/DIG. 15 X
- 4,729,297 3/1988 Iranzadi 99/425 X


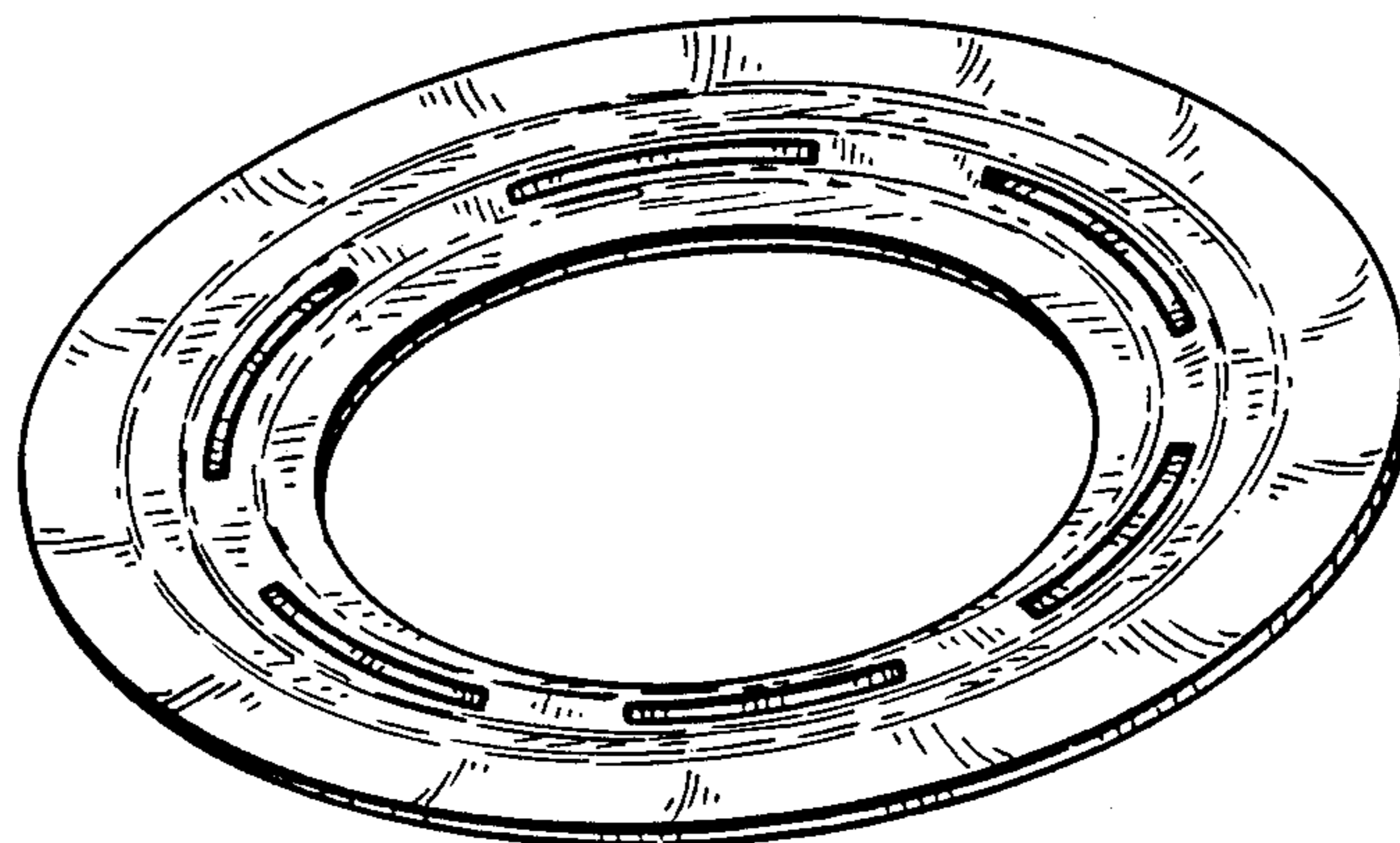
Primary Examiner—Winifred E. Herrmann
Attorney, Agent, or Firm—Orrin M. Haugen; Thomas J. Nikolai; Frederick W. Niebuhr

[57] CLAIM

The ornamental design for a pizza griddle, as shown and described.

DESCRIPTION

FIG. 1 is a top perspective view of a pizza griddle showing my new design;
FIG. 2 is a top plan view thereof;
FIG. 3 is a bottom plan view thereof;
FIG. 4 is a side elevational view thereof on an enlarged scale; and
FIG. 5 is a cross-sectional view thereof on an enlarged scale taken on line 5—5 of FIG. 2.



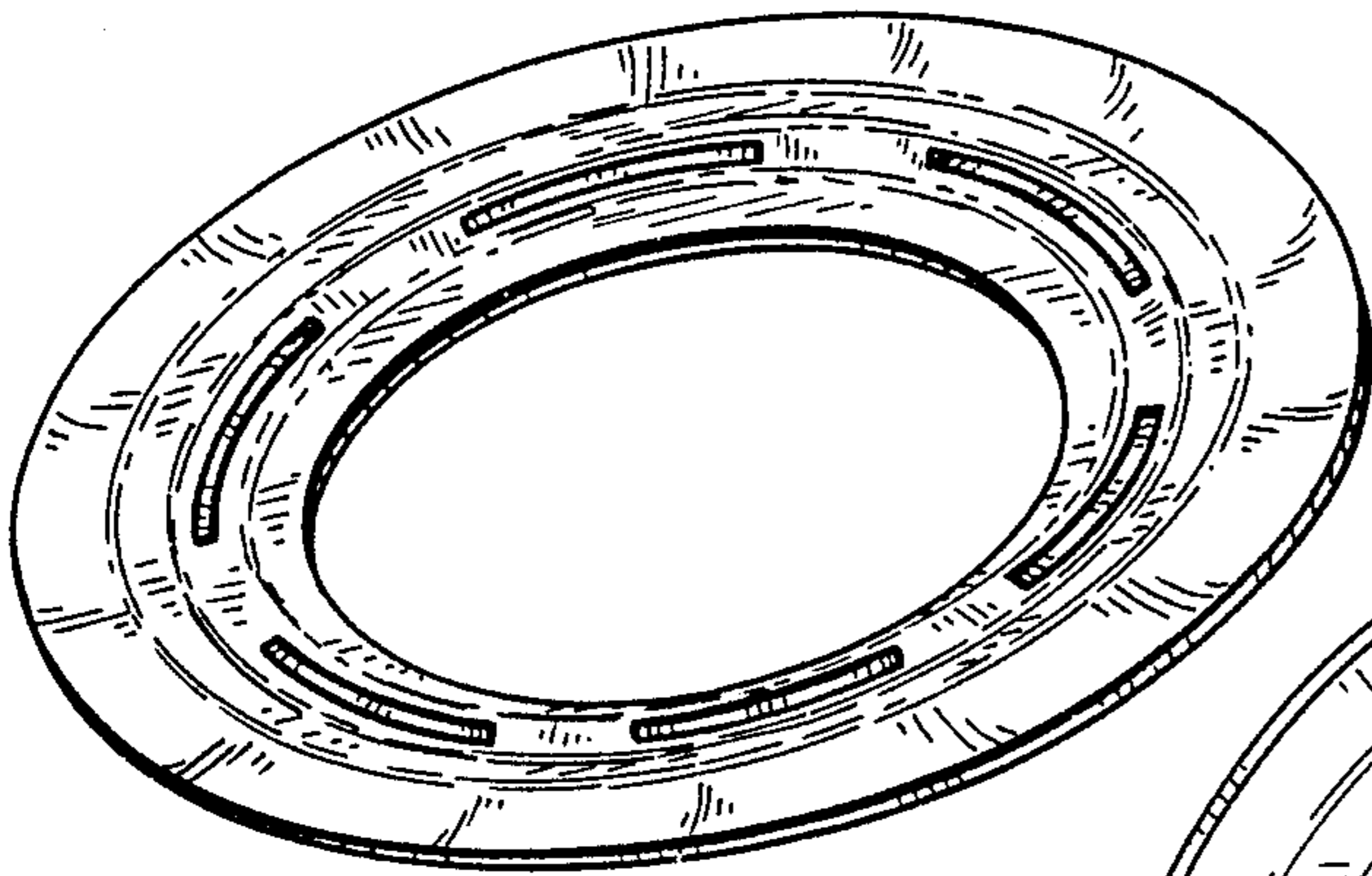


Fig. 1

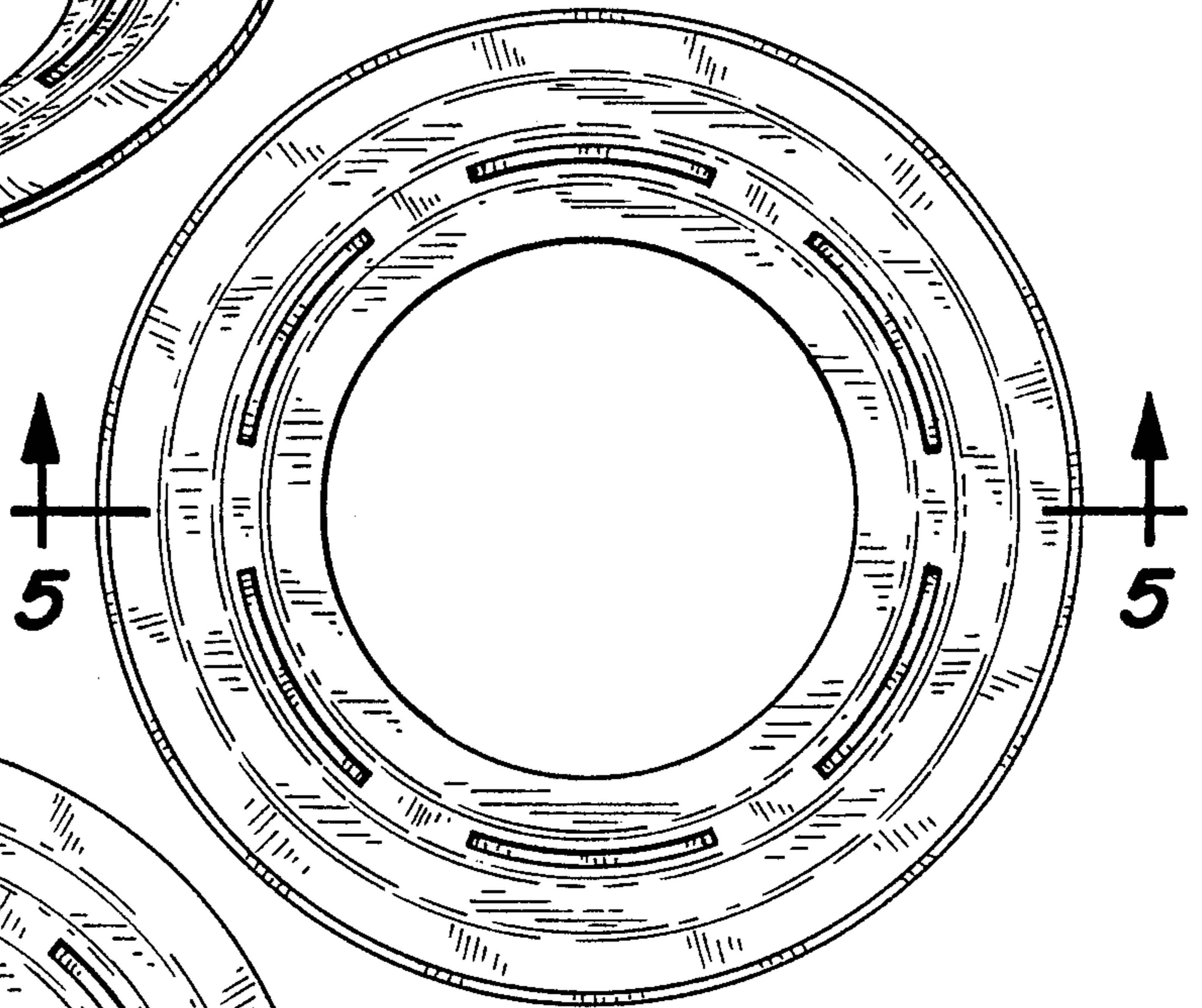


Fig. 2

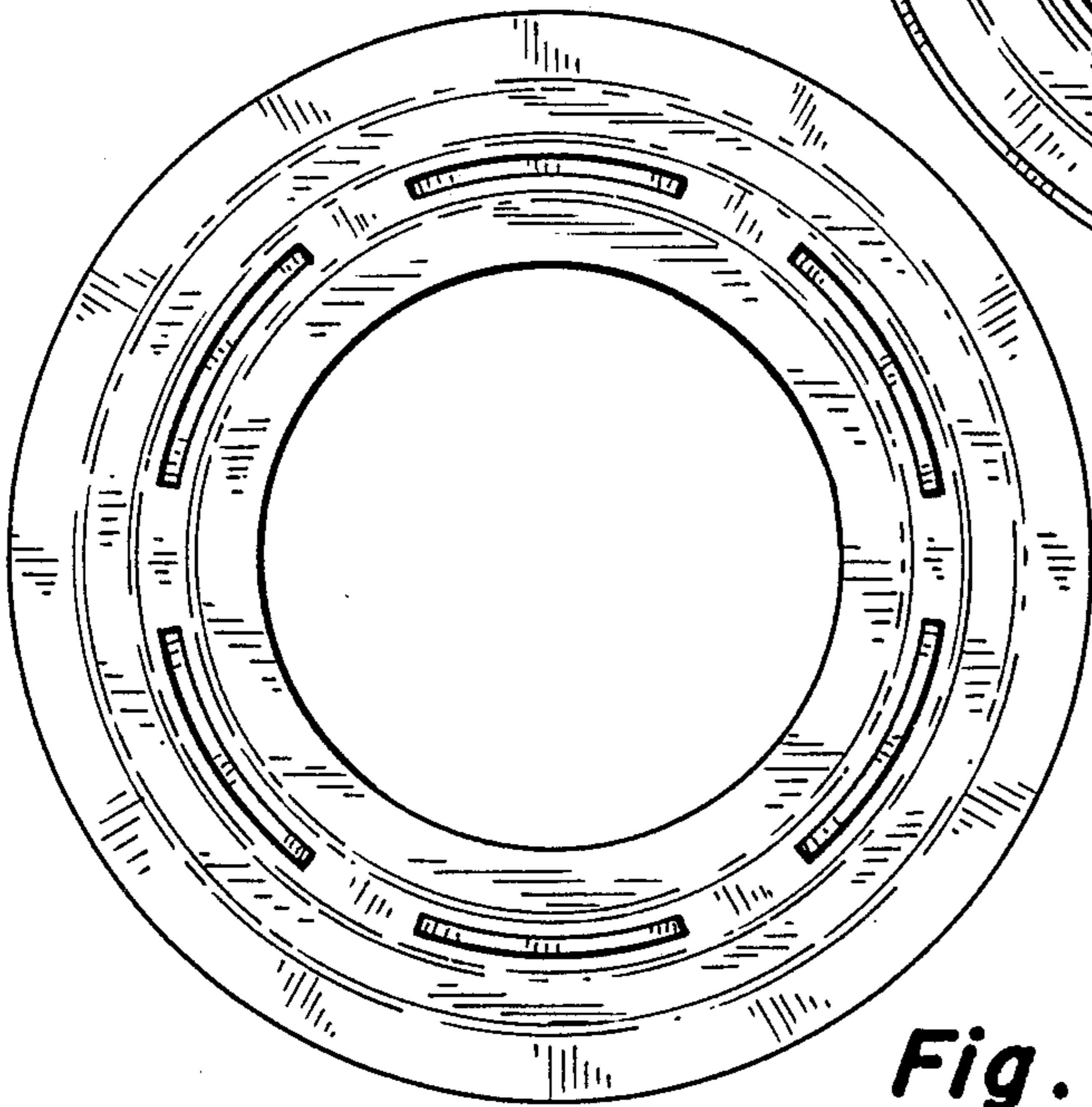


Fig. 3




Fig. 4




Fig. 5