

# United States Patent [19]

Bernier

[11] Patent Number: **Des. 311,817**

[45] Date of Patent: **\*\* Nov. 6, 1990**

[54] **COMBINED LOTTERY TICKET SCRAPER AND KEY CHAIN**

[76] Inventor: **Robert Bernier, P.O. Box 28, E. Freetown, Mass. 02717**

[\*\*] Term: **14 Years**

[21] Appl. No.: **160,510**

[22] Filed: **Feb. 26, 1988**

[52] U.S. Cl. .... **D3/62**

[58] Field of Search ..... **D3/61-65;**  
**D11/81, 82; D32/46, 49; 15/236 R; 30/169,**  
**171**

[56] **References Cited**

**U.S. PATENT DOCUMENTS**

D. 151,288 10/1948 Schwarz ..... **D11/82**

D 290,057 5/1987 Licher ..... **D3/64**  
D. 293,143 12/1987 Cornell ..... **D32/46**  
D. 302,879 8/1987 Duram ..... **D3/64**

*Primary Examiner*—Louis S. Zarfaz  
*Assistant Examiner*—R. T. Seifert  
*Attorney, Agent, or Firm*—Robert F. O'Connell

[57] **CLAIM**

The ornamental design for a combined lottery ticket scraper, as shown.

**DESCRIPTION**

FIG. 1 is a top plan view of a combined lottery ticket scraper and key chain;  
FIG. 2 is a left side elevational view;  
FIG. 3 is a top plan view; and  
FIG 4 is a bottom plan view.  
The broken lines showing keys are for illustrative purposes only and form no part of the claimed design.

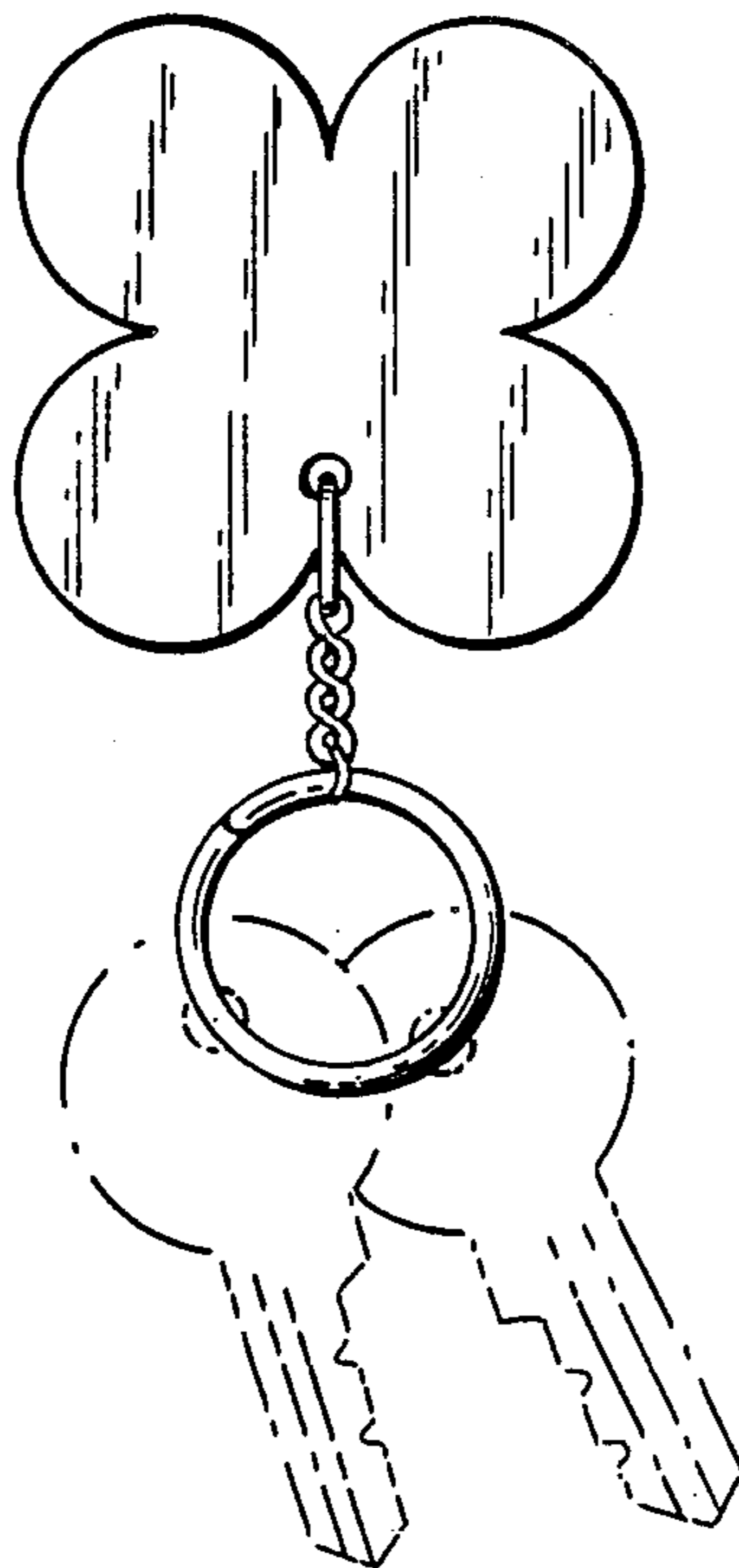




FIG. 3



FIG. 2

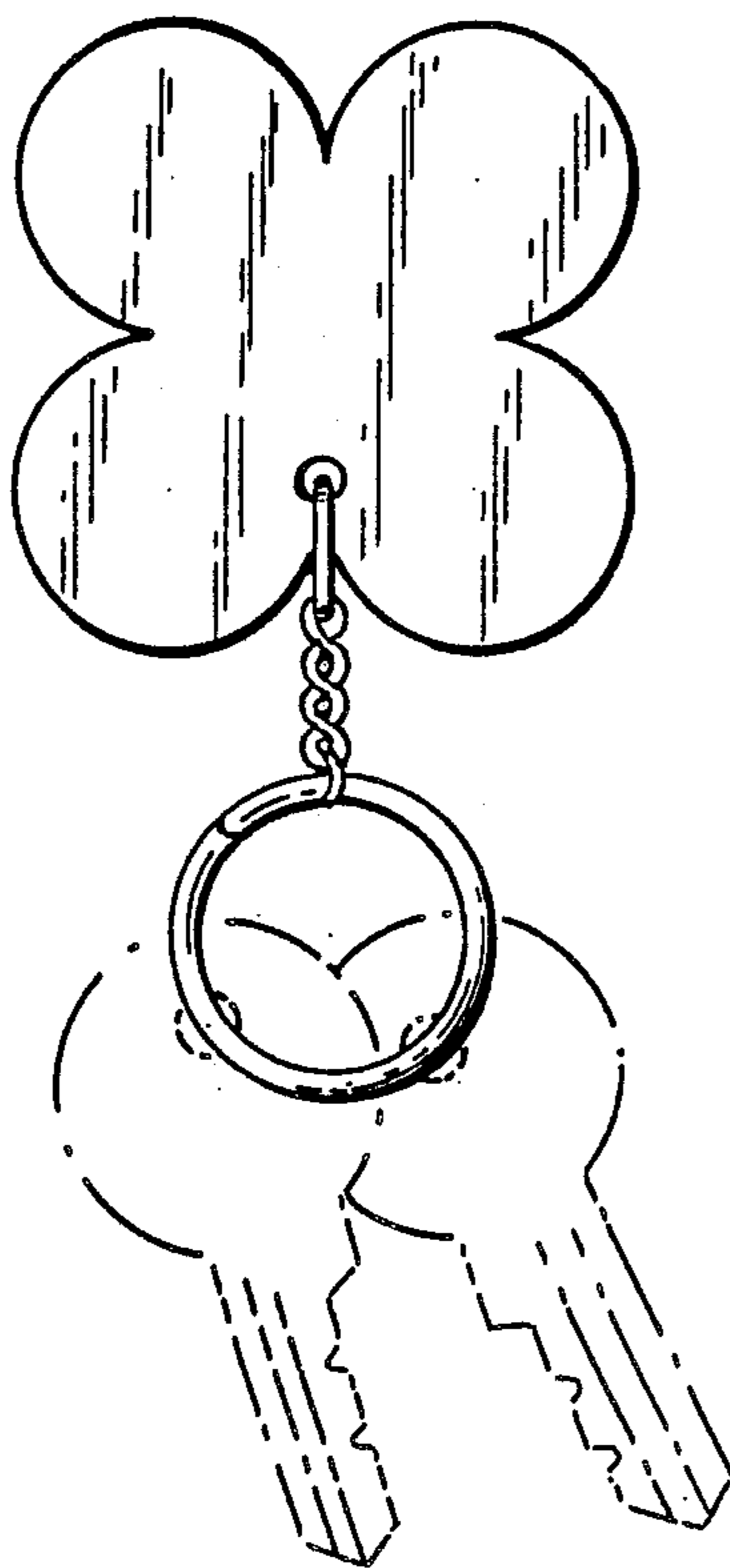


FIG. 1

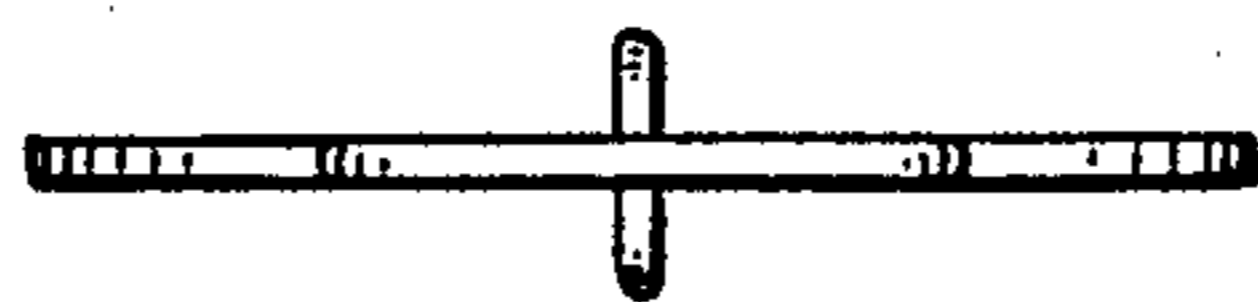


FIG. 4