

[54] **RIFLE BACKPACK**

[76] **Inventor: Layne T. Oliver, 3689 S. Chatterleigh Rd., West Valley City, Utah 84120**

[\*\*] **Term: 14 Years**

[21] **Appl. No.: 47,451**

[22] **Filed: May 11, 1987**

[52] **U.S. Cl. .... D3/32**

[58] **Field of Search ..... D3/32, 101-106; 24/17 A, 171, 265 BC, 265 AL, 599; 224/149, 150, 153, 202, 203, 204, 205, 209, 210, 211, 212, 213, 214, 261, 262, 263; 383/2, 4, 40, 127**

[56] **References Cited**

**U.S. PATENT DOCUMENTS**

D. 173,089	9/1954	Reich	.....	D3/32
D. 226,810	5/1973	Winfrey	.....	D3/101
D. 294,199	2/1988	Collins	.....	D3/101
D. 296,268	6/1988	Bozarth	.....	D3/100
2,197,427	4/1940	Despain	.....	D3/32
2,884,172	4/1959	Kubo	.....	224/149

3,081,923	3/1963	Bagby	.....	224/149
3,501,074	3/1970	Emerick	.....	224/204
3,653,564	4/1972	Carter	.....	224/150
3,700,147	10/1972	Vaughn	.....	224/149
4,327,851	5/1982	Feathers	.....	D3/32

**FOREIGN PATENT DOCUMENTS**

815906	6/1969	Canada	.....	224/149
320613	5/1957	Switzerland	.....	224/205

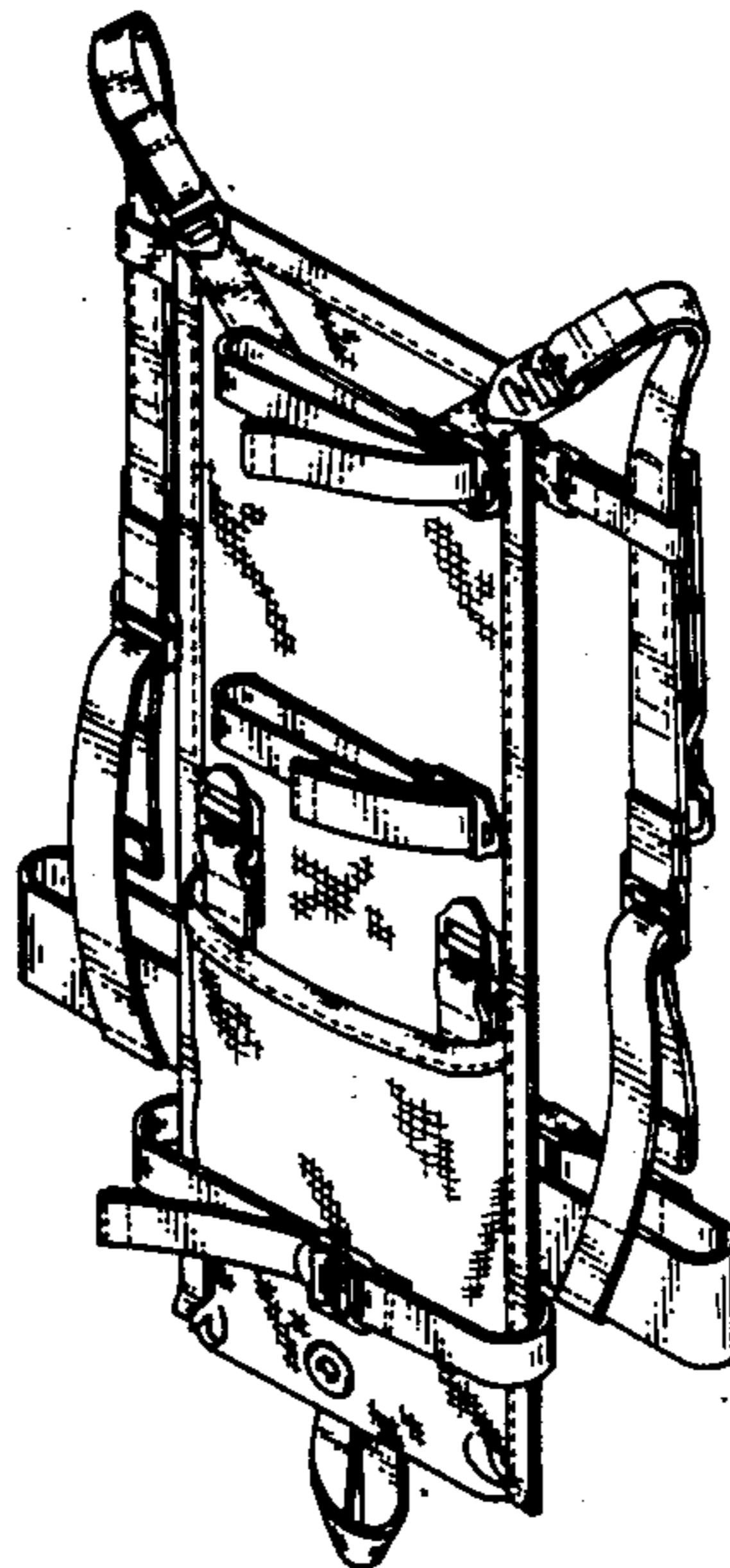
*Primary Examiner*—James R. Largen  
*Assistant Examiner*—CathyAnne MacCormac  
*Attorney, Agent, or Firm*—Thorpe, North & Western

[57] **CLAIM**

The ornamental design for a rifle backpack, as shown and described.

**DESCRIPTION**

FIG. 1 is a top, front and right side perspective view of a rifle backpack showing my new design; FIG. 2 is a rear elevational view thereof; FIG. 3 is a top plan view thereof; and FIG. 4 is a bottom plan view thereof.



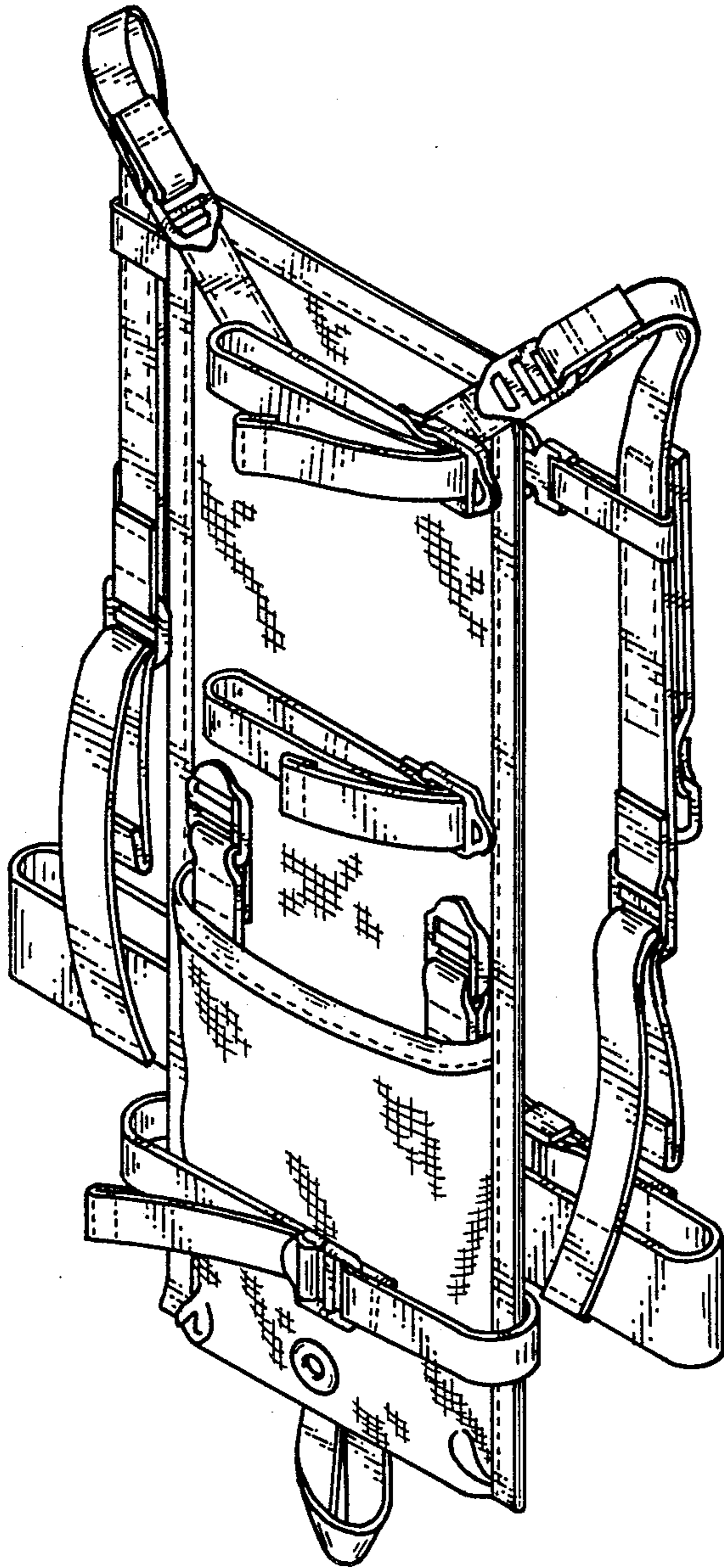


Fig. 1

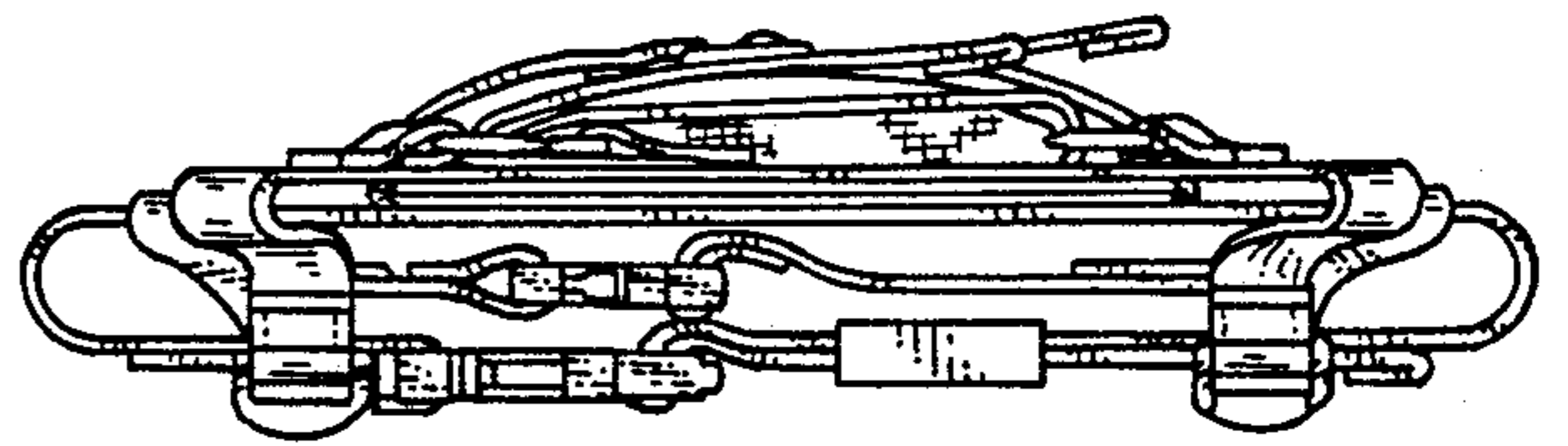


Fig. 3

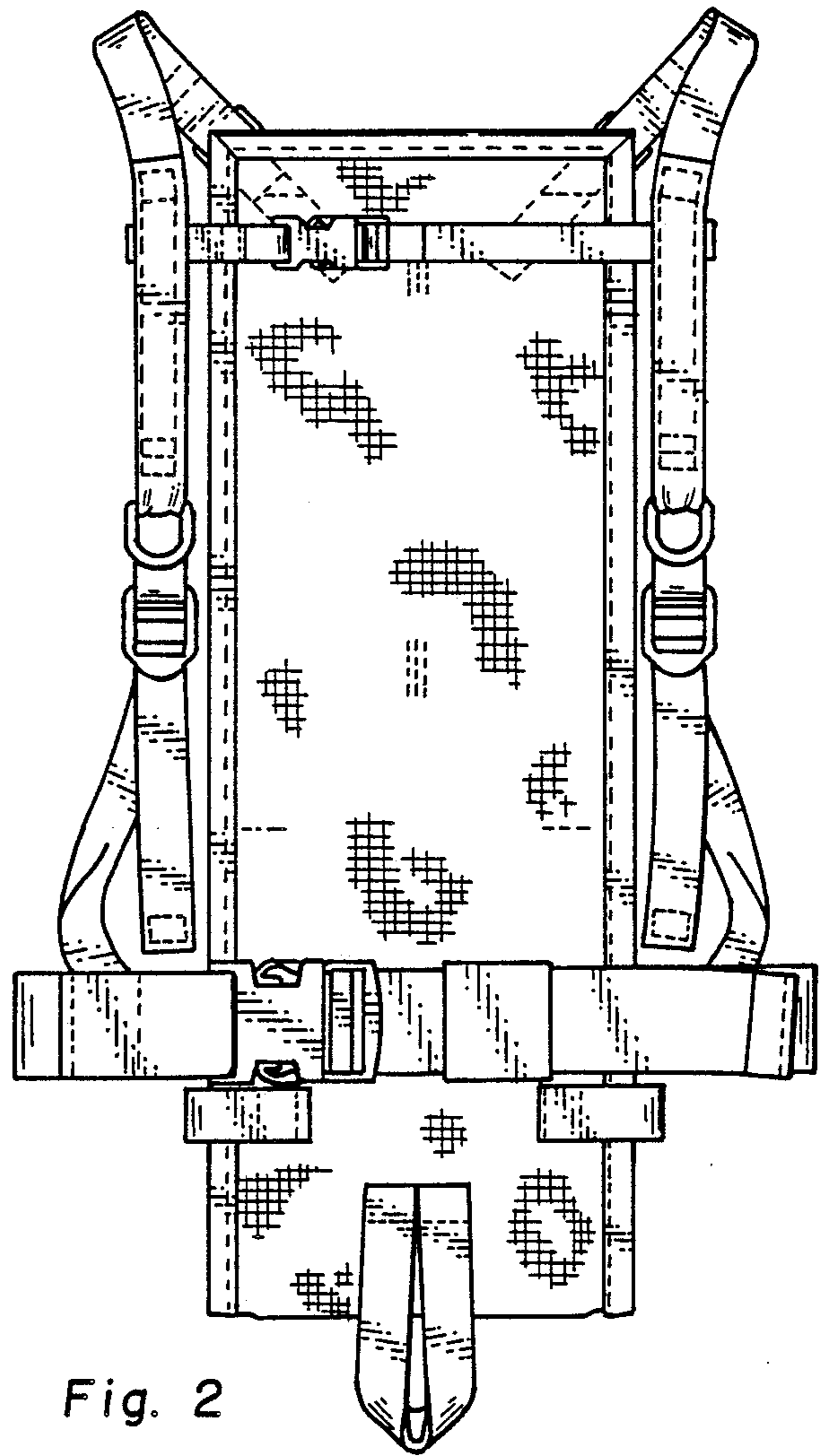


Fig. 2

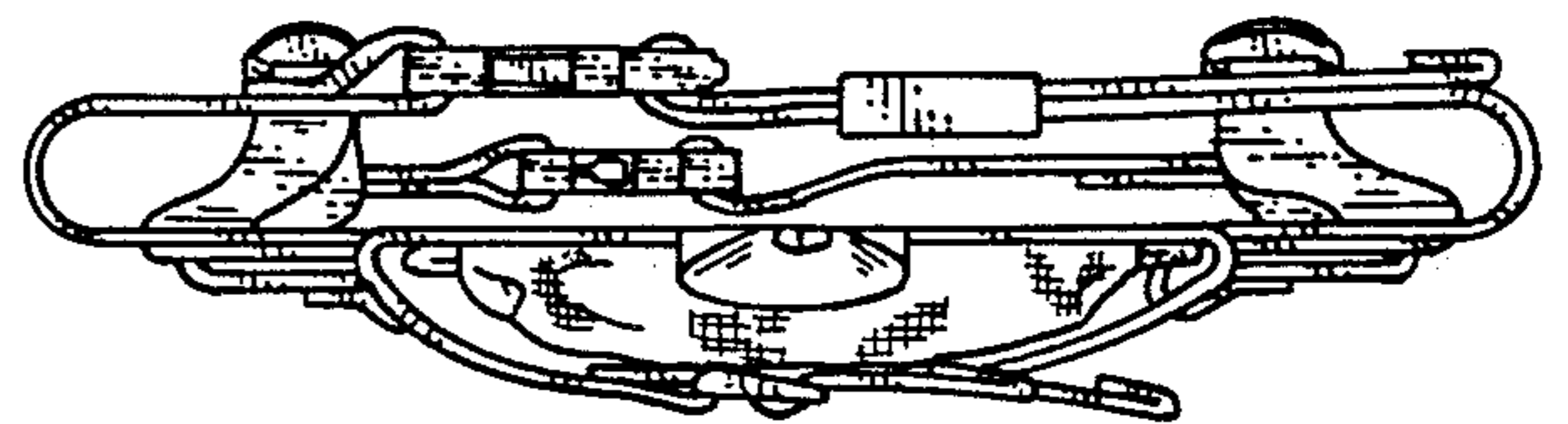


Fig. 4