

- [54] **COMBINED CONTAINER/BOTTLE AND COSMETIC WAND APPLICATORS OR THE LIKE**
- [75] Inventors: Henry J. Cassai, 163-47 85th St., Howard Beach, N.Y. 11414; Gino H. Cassai, Brooklyn, N.Y.
- [73] Assignee: Henry J. Cassai, Howard Beach, N.Y.
- [**] Term: 14 Years
- [21] Appl. No.: 329,497
- [22] Filed: Mar. 28, 1989

Related U.S. Application Data

- [62] Division of Ser. No. 736,448, May 21, 1985.
- [52] U.S. Cl. D28/77; D28/83
- [58] Field of Search D28/4-7, D28/73-91.1; D3/39; D9/337, 338, 341, 347, 352, 370, 371, 375, 377; 220/DIG. 26; 206/235, 385, 581, 823; 132/286, 288, 293, 294, 297-301, 303-305, 313-318

References Cited

U.S. PATENT DOCUMENTS

- D. 107,738 1/1938 Barnhart D28/85
- D. 183,674 10/1958 Bau D28/7 X
- D. 188,404 7/1960 Peyron D28/7
- D. 228,419 9/1973 Bettonica D28/85 X

D. 278,208 4/1985 Cassai et al. D9/352

Primary Examiner—Louis S. Zarfes

[57] **CLAIM**

The ornamental design for combined container/bottle and cosmetic wand applicators or the like, as shown and described.

DESCRIPTION

FIG. 1 is a cross-sectional front elevational view of a combined container/bottle and cosmetic wand applicators or the like, showing our new design;

FIG. 2 is an exploded front elevational view of a combined container/bottle and cosmetic wand applicators or the like showing a second embodiment of our new design; wherein the applicators are modified;

FIG. 3 is a side elevational view, the opposite side being the same;

FIG. 4 is a rear elevational view of FIG. 2;

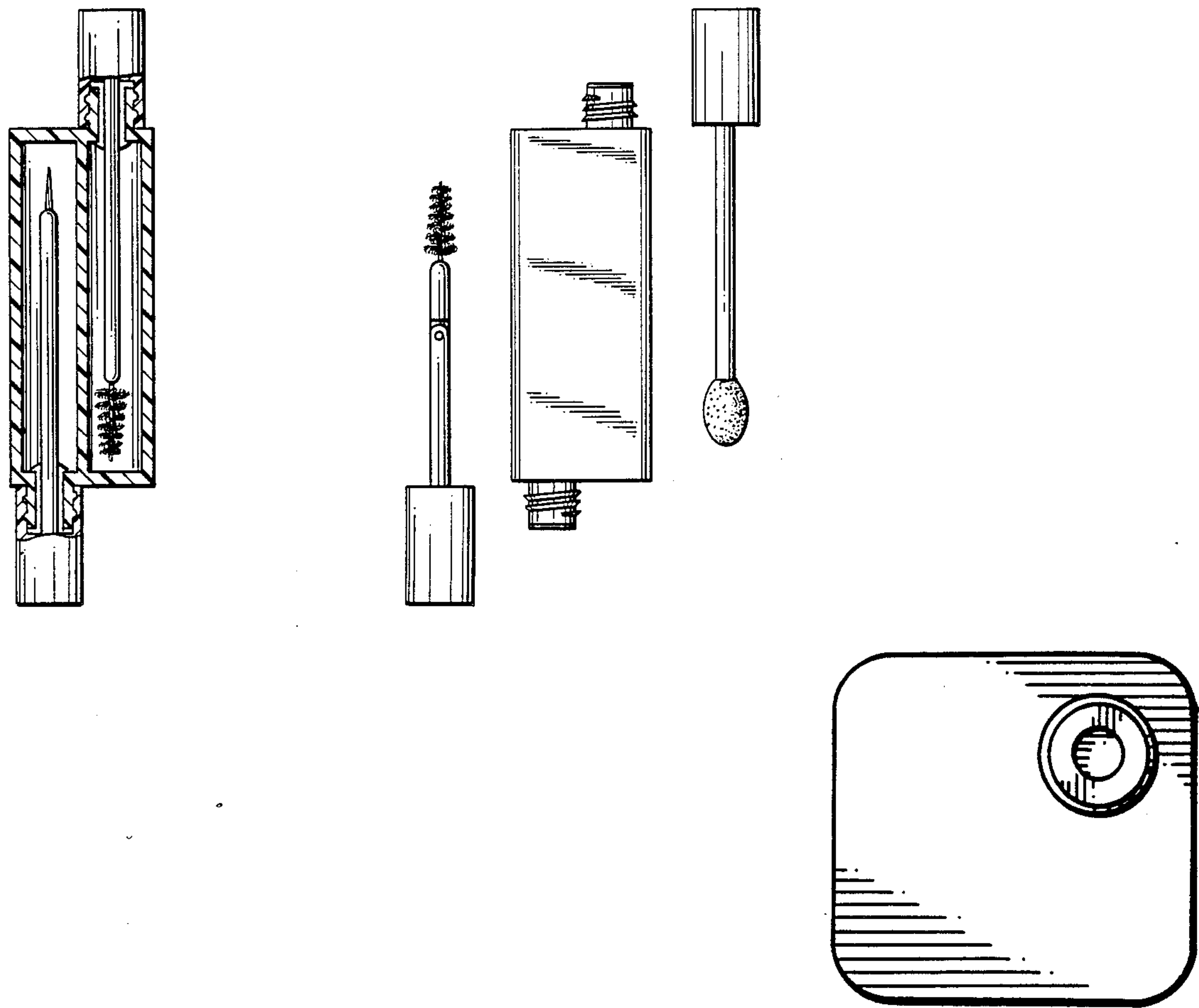
FIG. 5 is a rear elevational view of a combined container bottle and cosmetic wand applicators or the like showing a third embodiment of our new design wherein the caps have been modified.

FIG. 6 is a top plan view of FIG. 2 with cap removed;

FIG. 7 is a bottom plan view thereof, with cap removed;

FIG. 8 is a top plan view of a combined container bottle and cosmetic wand applicators or the like showing a fourth embodiment of our new design cap removed; and

FIG. 9 is a bottom plan view thereof with cap removed.






FIG. 1

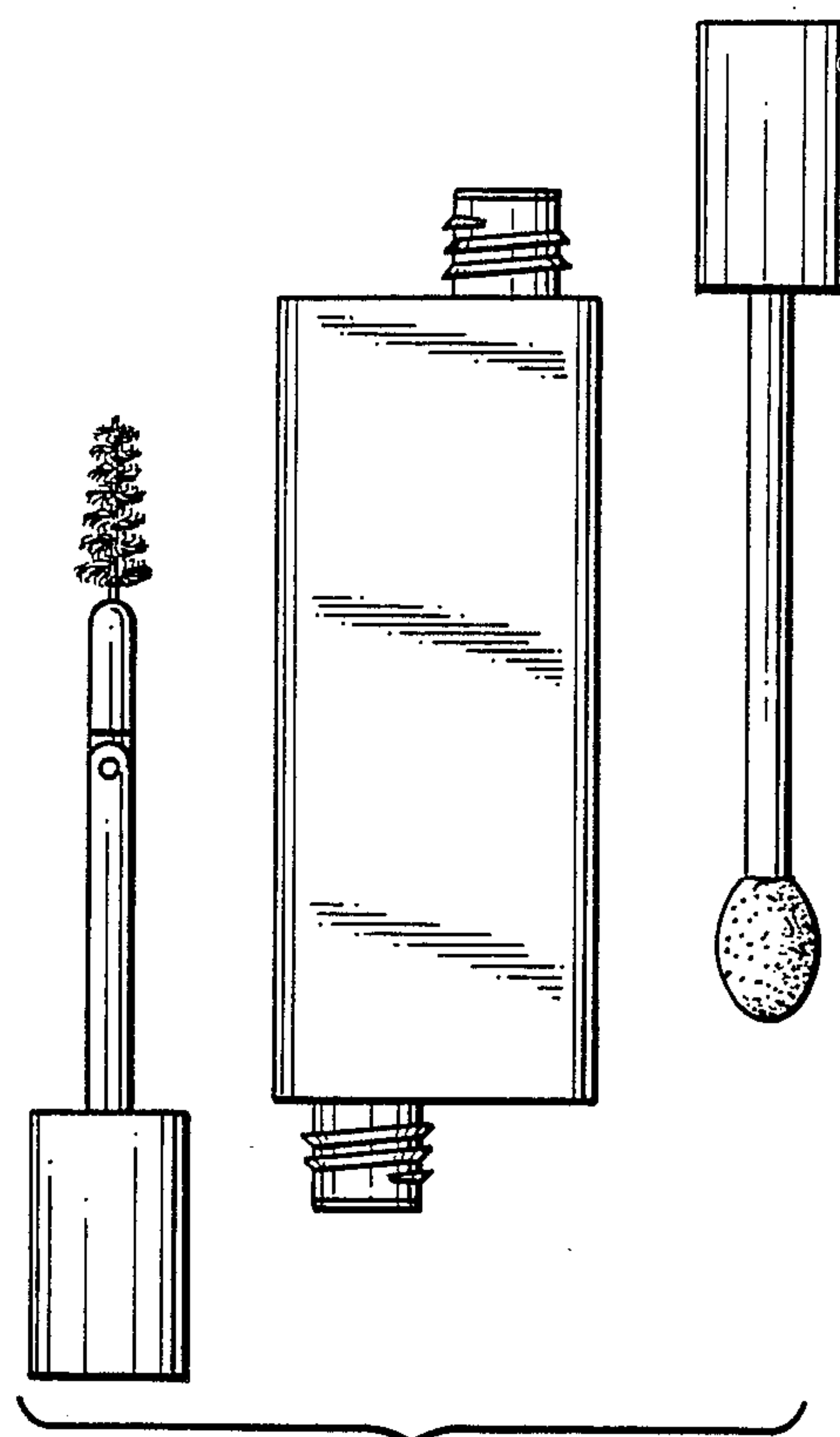


FIG. 2




FIG. 3




FIG. 4




FIG. 5

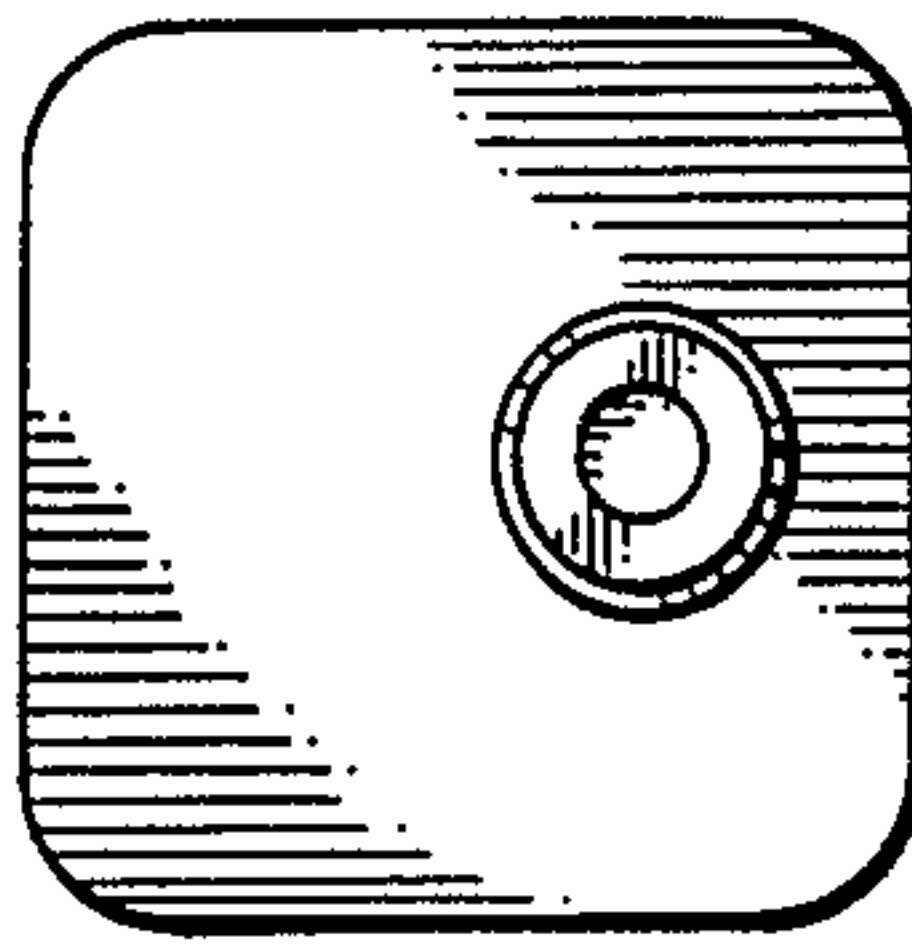


FIG. 6

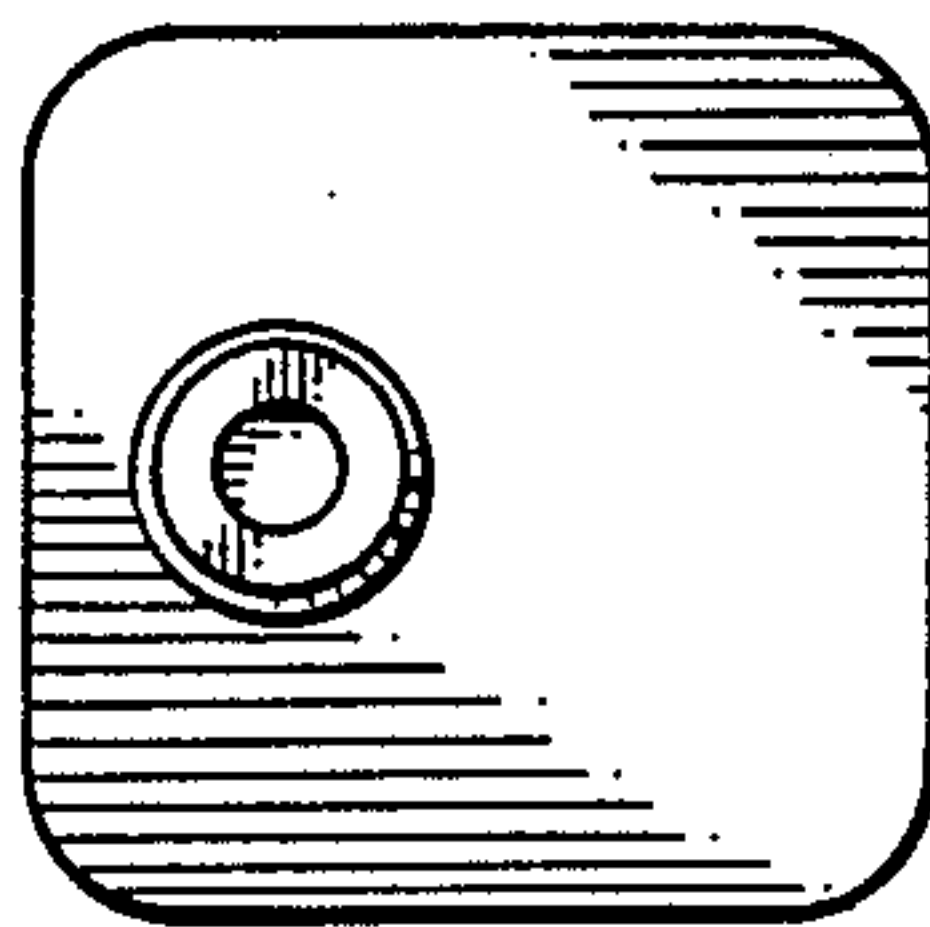


FIG. 7

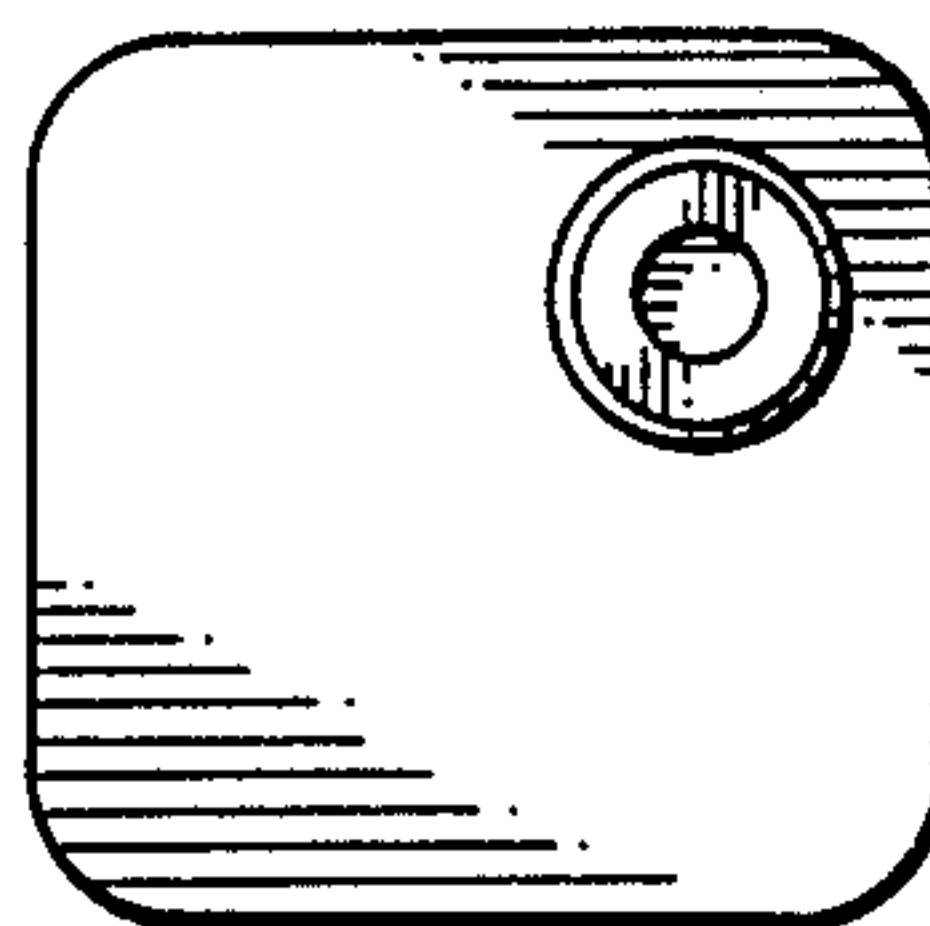


FIG. 8

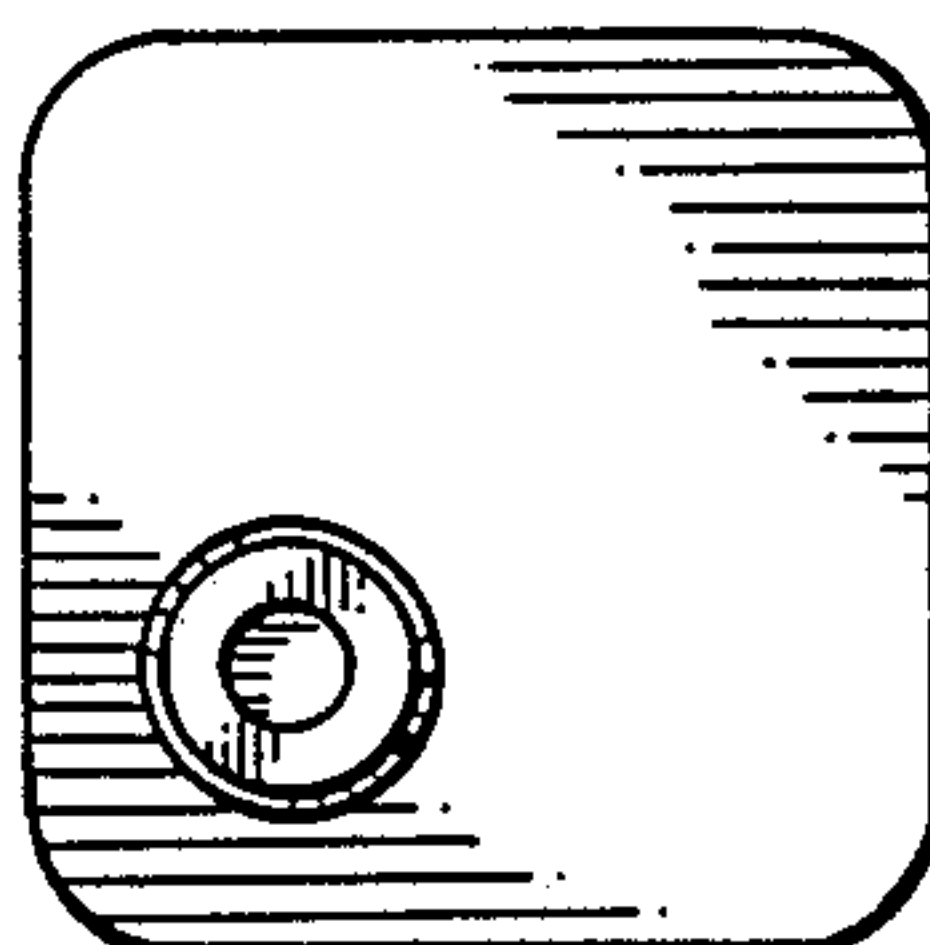


FIG. 9