

[54] PERFUME ATOMIZER

[76] Inventor: Isabelle Cánovas, 39, rue de l'Université, 75007 Paris, France

[\*\*] Term: 14 Years

[21] Appl. No.: 235,189

[22] Filed: Aug. 23, 1988

[52] U.S. Cl. .... D28/91.1

[58] Field of Search ..... D28/85-91.1, D28/5; D9/306, 444-445, 414, 431; D3/30.1, 39; 206/235, 385, 581, 37 R, 38; 220/DIG. 26, 1 R; 132/317, 318; 215/12.1

[56] References Cited

U.S. PATENT DOCUMENTS

D. 63,000	9/1923	Marcus	.....	D9/377
D. 73,669	10/1927	Prat	.....	D9/414
D. 74,617	3/1928	Marcus	.....	D9/377
D. 102,178	12/1936	Dolan	.....	D9/307
D. 148,812	2/1948	Medgyes	.....	D28/77
D. 248,355	7/1978	Toogas et al.	.....	D6/300
D. 261,814	11/1981	Spreter	.....	D27/16
4,514,995	5/1985	Curtis et al.	.....	D7/624 X

FOREIGN PATENT DOCUMENTS

596459	8/1925	France	.....	132/293
1240239	7/1960	France	.....	215/12.1

OTHER PUBLICATIONS

Crafts: Jun. 1986, p. 22 Thimble Case at top & center.  
Crafts: May 1987, p. 67, Tissue Holder on left at top of page.  
Crafts: Jun. 1987 p. 36 Golf Tee Caddy.


Primary Examiner—Bernard Ansher  
Assistant Examiner—C. Tuttle  
Attorney, Agent, or Firm—Charles E. Baxley

[57] CLAIM

The ornamental design for a perfume atomizer, as shown and described.

DESCRIPTION

FIG. 1 is a front elevational view of a perfume atomizer showing my new design. The right, left and rear portions thereof are identical except for the location of the tassle;  
FIG. 2 is a top plan view thereof; and  
FIG. 3 is a bottom plan view thereof.



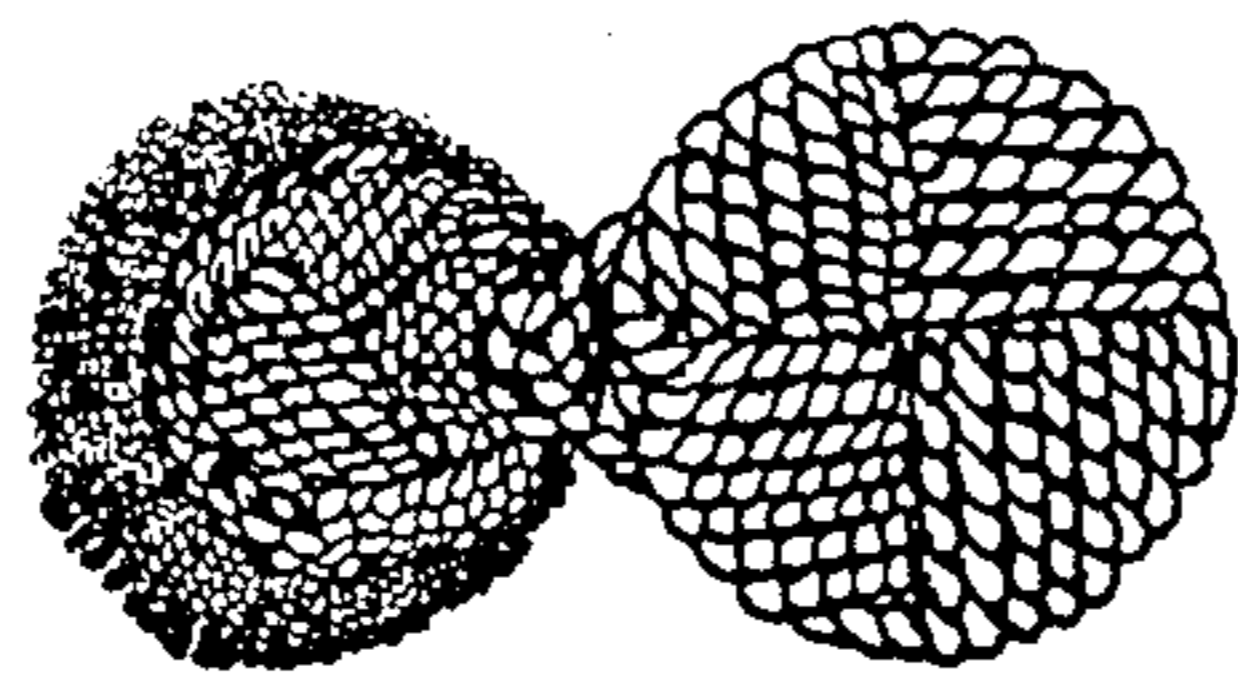


Fig. 2




Fig. 1

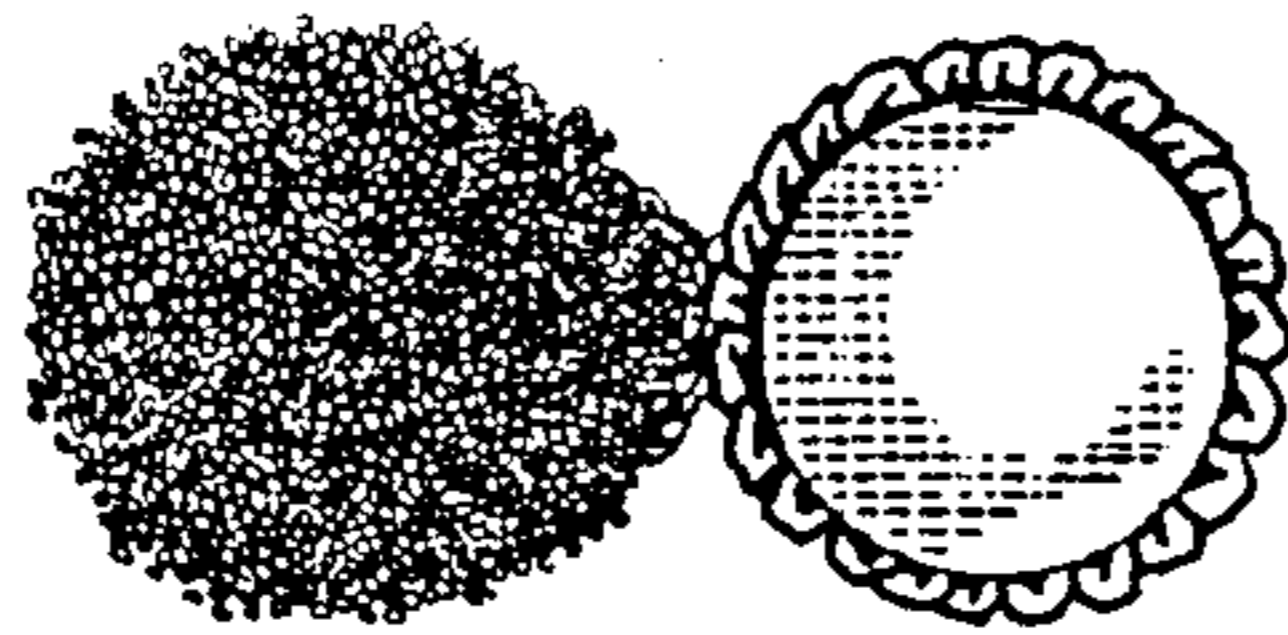


Fig. 3