

[54] **PRINTER CABINET OR SIMILAR ARTICLE**

[75] Inventors: **George R. Daniels**, Glendale, Ariz.; **Helmut H. Henneberg**, Canton; **John F. Graham**, Sudbury, both of Mass.

[73] Assignee: **Bull HN Information Systems Inc.**, Billerica, Mass.

[**] Term: **14 Years**

[21] Appl. No.: **77,536**

[22] Filed: **Jul. 23, 1987**

[52] U.S. Cl. **D18/13**

[58] Field of Search D6/396, 397, 405, 408, D6/425, 428, 430, 436, 440, 443, 449, 458, 462, 463, 464, 465, 473, 474, 482, 483, 485, 487, 497, 509, 511; D18/13, 38, 45; 400/613.2-613.4, 691; 248/176, 676; 355/200, 210

[56] **References Cited**

U.S. PATENT DOCUMENTS

D. 209,872	1/1968	Plantholt et al.	D18/38
D. 212,262	9/1968	Mallory	D18/38
D. 221,694	8/1971	Gilson et al.	D18/38
D. 224,351	7/1972	Hoyt	D18/38
D. 225,279	11/1972	Matwey	D18/38
D. 230,513	2/1974	Patla et al.	D18/38
D. 230,515	2/1974	Hutcheson et al.	D18/38
D. 236,157	7/1975	Sakamoto et al.	D18/38
D. 236,378	8/1975	Yanofsky	D18/38
D. 236,379	8/1975	Yanofsky	D18/38
D. 239,138	3/1976	Robertson et al.	D18/38
D. 240,554	7/1976	Cross et al.	D18/38

D. 243,238	1/1977	Olson	D18/38
D. 258,446	3/1981	Beehler et al.	D18/38
D. 275,762	10/1984	Olson	D18/38
D. 290,966	7/1987	Saito et al.	D18/13

OTHER PUBLICATIONS

Xerox 5700 Electronic Printing System Brochure, 9/81.

Primary Examiner—James R. Largen
Assistant Examiner—Cathy Anne MacCormac
Attorney, Agent, or Firm—Gary D. Clapp; John S. Solakian

[57] **CLAIM**

The ornamental design for printer cabinet or similar article, as shown and described.

DESCRIPTION

FIG. 1 is a top, front and left side perspective view of a printer cabinet or similar article showing our new design;

FIG. 2 is a top, rear and right side perspective view thereof;

FIG. 3 is a front elevational view thereof;

FIG. 4 is a rear elevational view thereof;

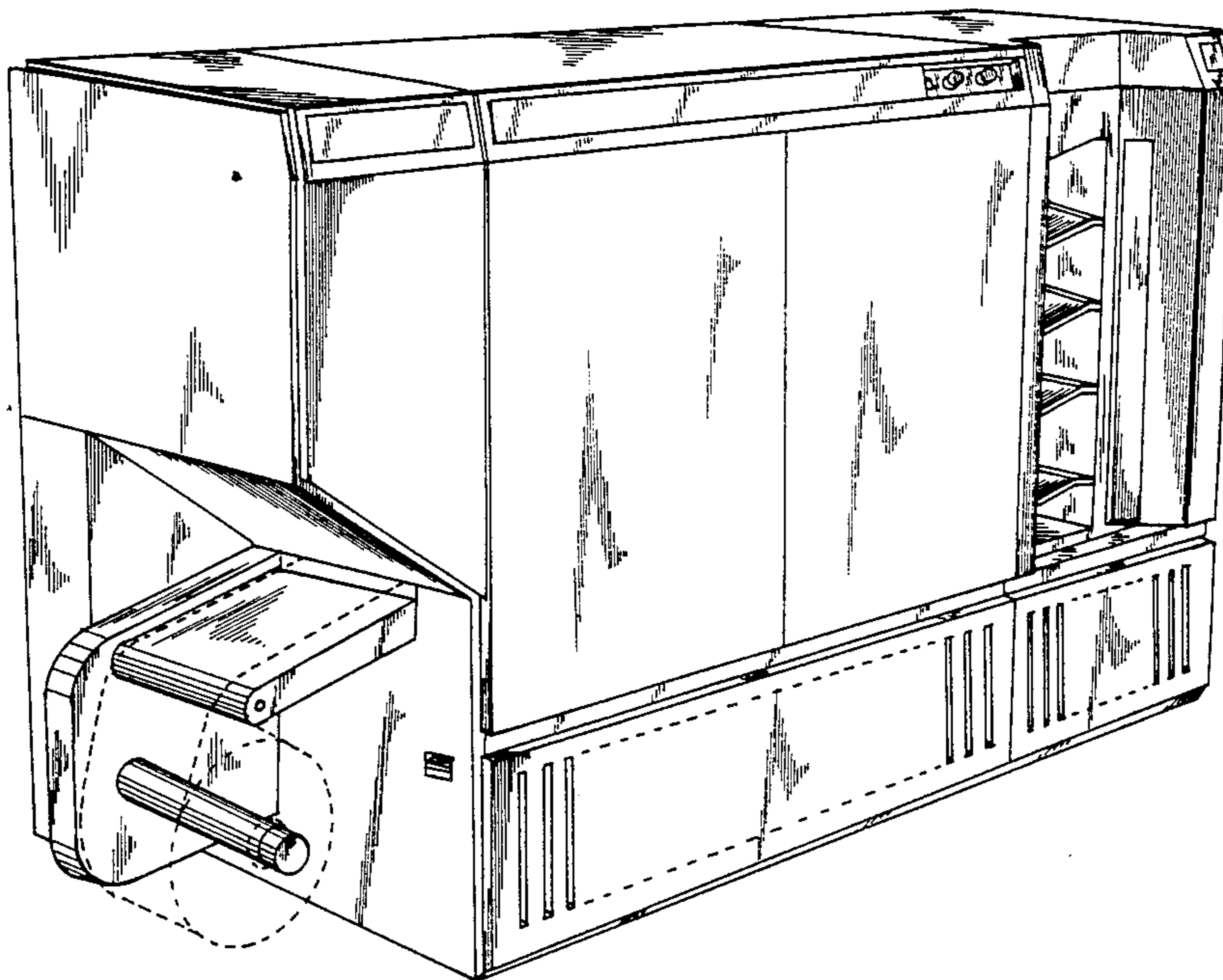
FIG. 5 is a top plan view thereof;

FIG. 6 is a left side elevational view thereof; and

FIG. 7 is a right side elevational view thereof.

It is to be understood that the louvers are continuous in the areas indicated in FIGS. 1, 2, 3 and 4.

The broken line representation for a roll of paper in FIGS. 1, 3, 5 and 6 is for illustrative purposes only and form no part of the claimed design.



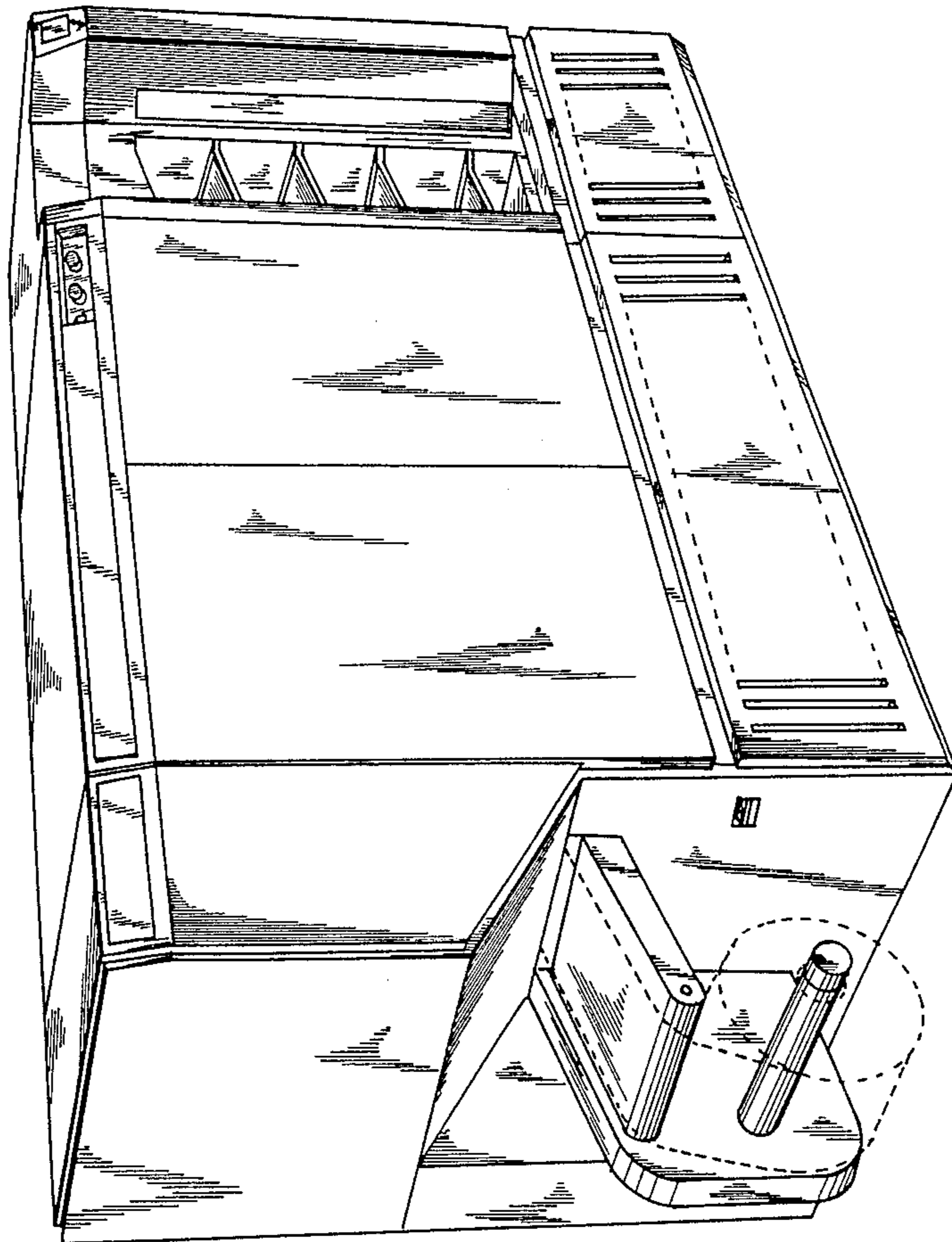


FIG. 1

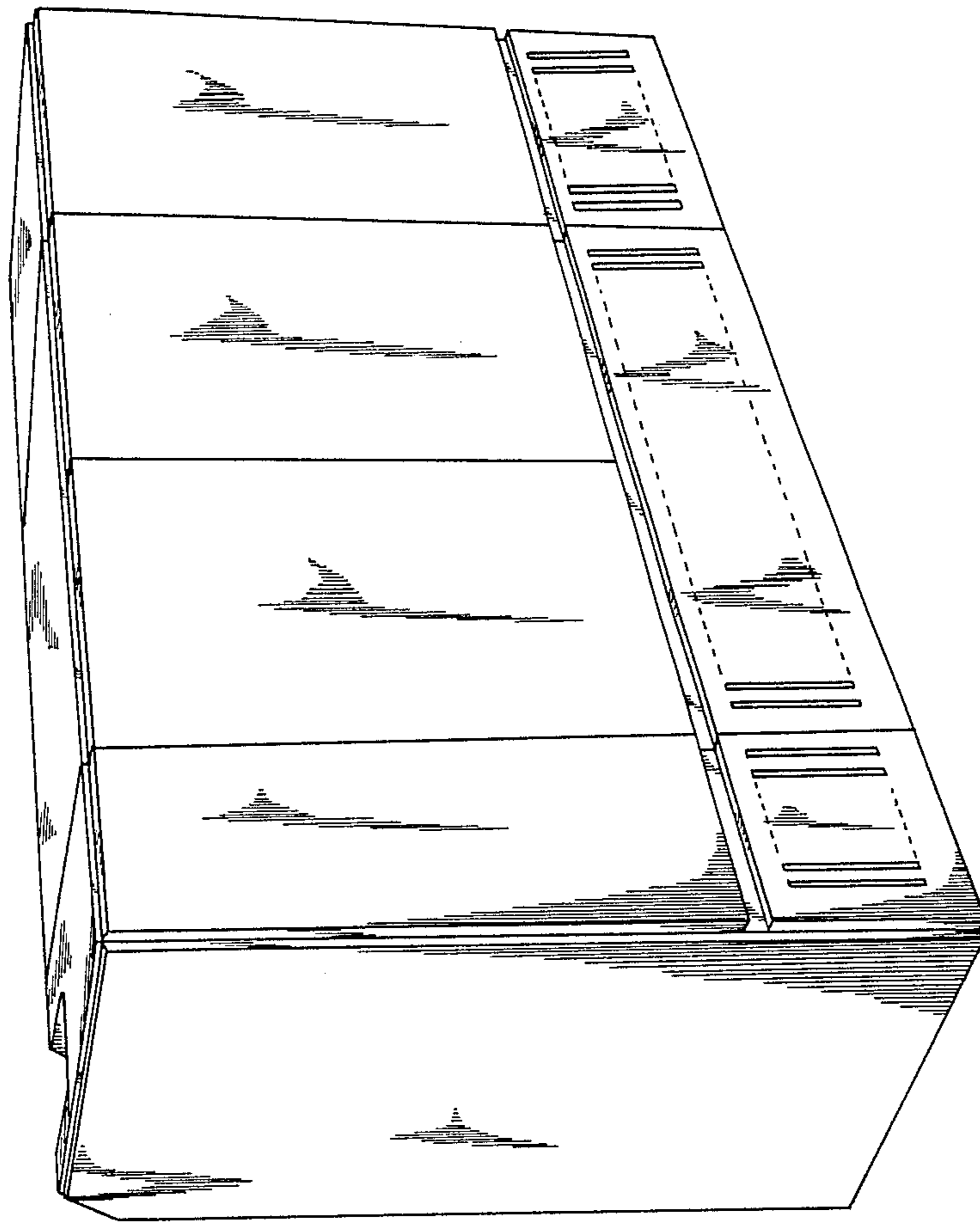


Fig. 2

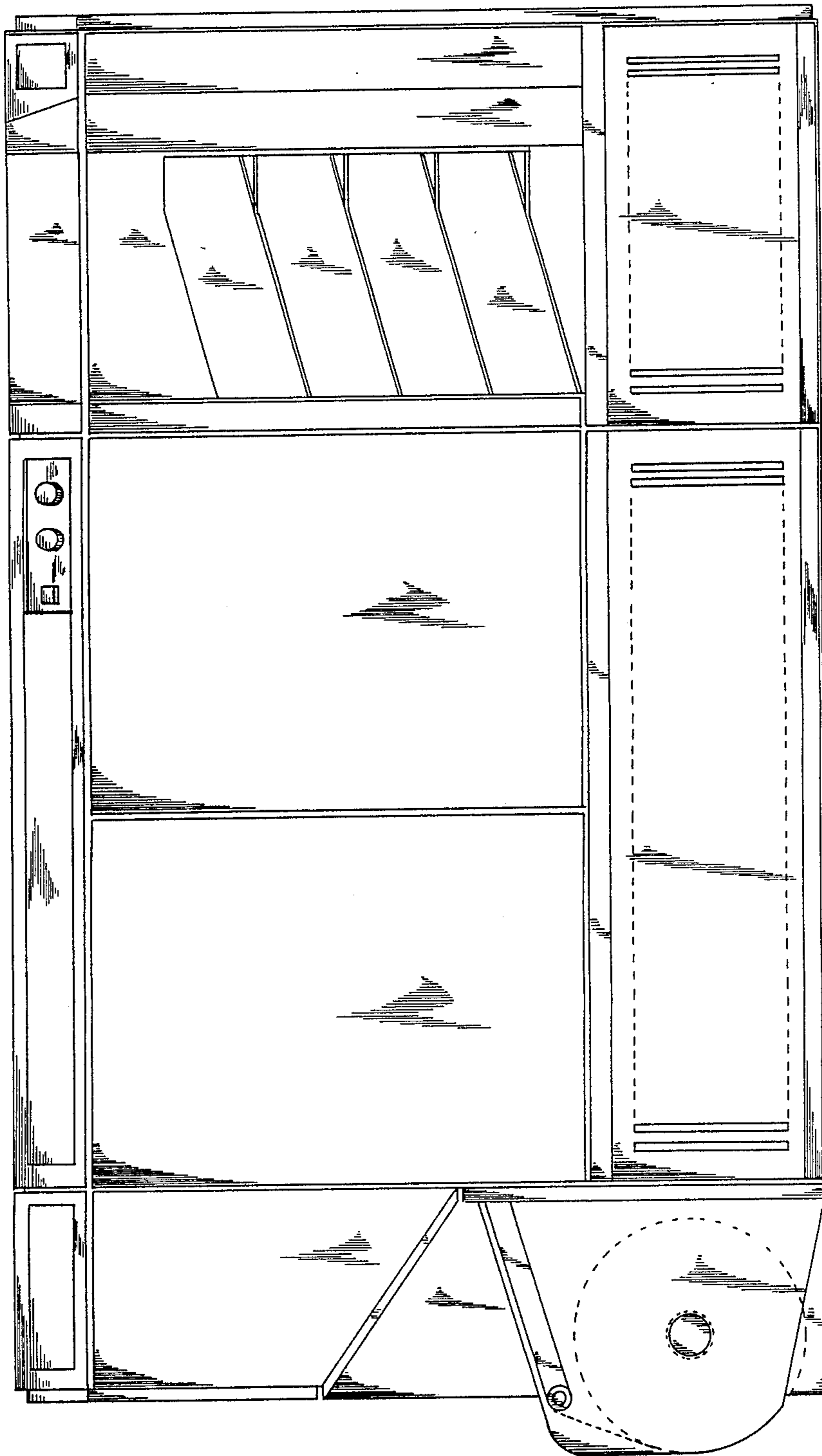


Fig. 3

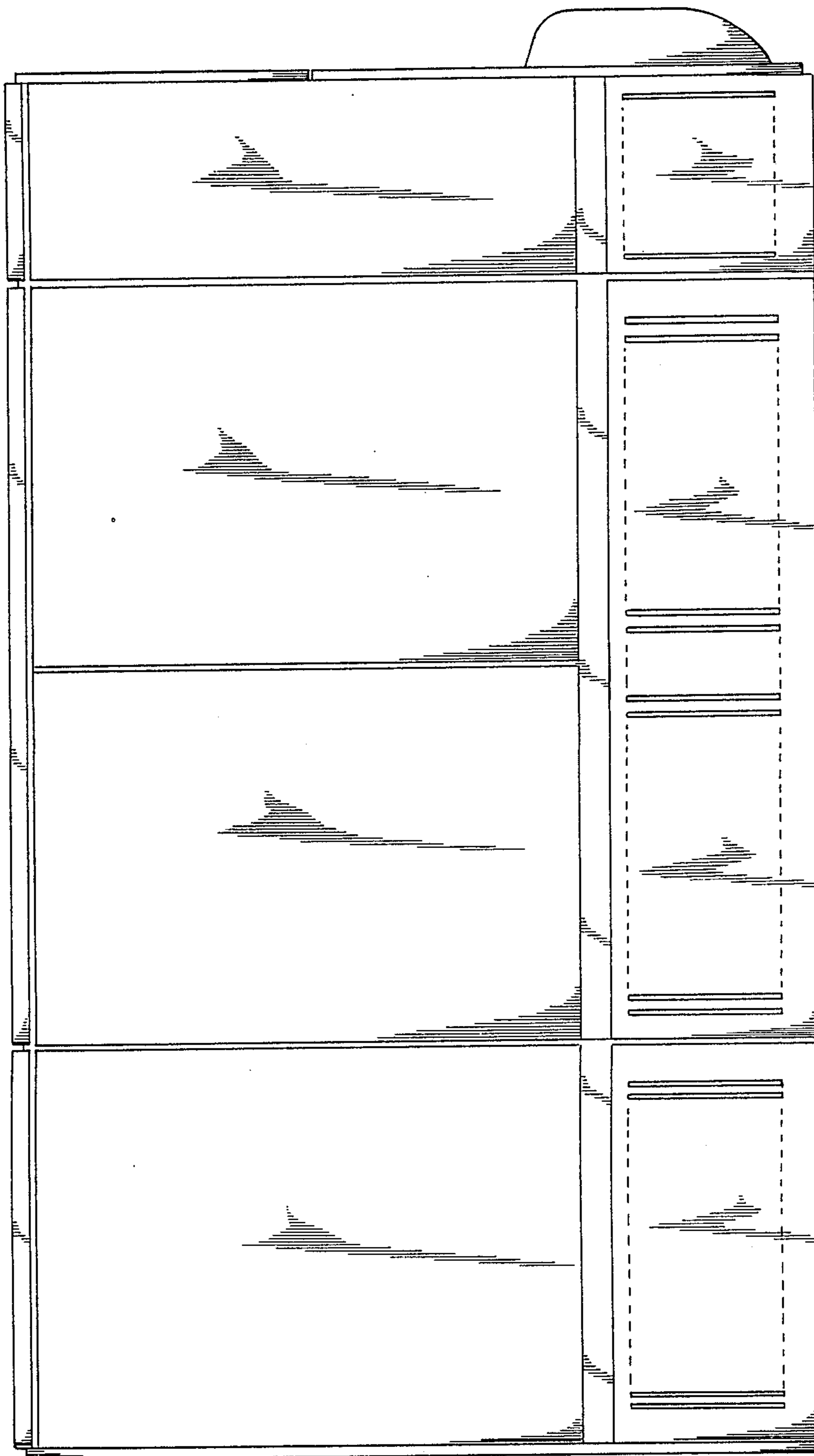


Fig. 4




Fig. 5




Fig. 7

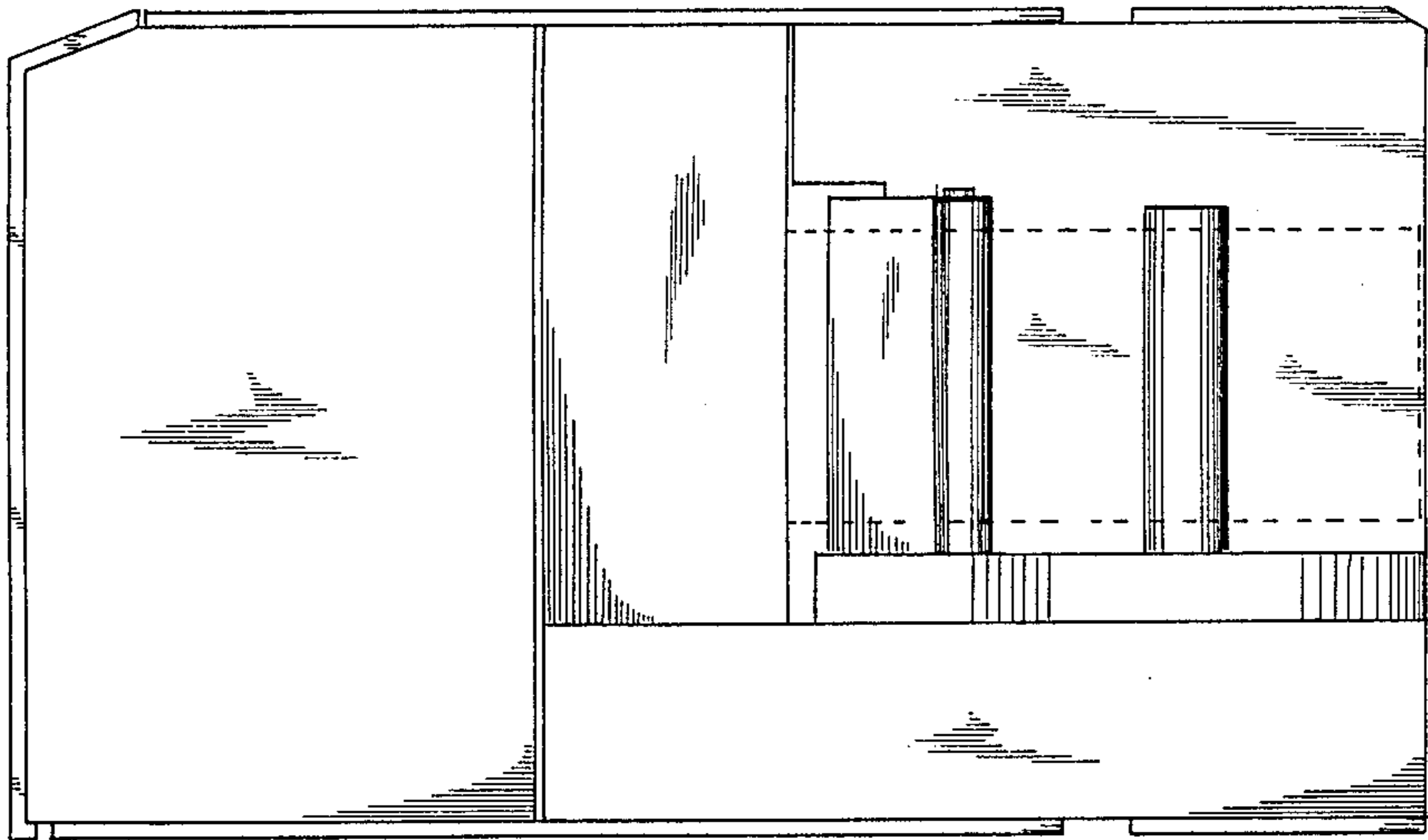


Fig. 6