

[54] SAND DIVERTER BAR FOR USE ON AN EARTH MOVING VEHICLE, OR SIMILAR ARTICLE

[76] Inventor: Robert R. Pope, 13100 Skiomah Rd., Apple Valley, Calif. 92308

[**] Term: 14 Years

[21] Appl. No.: 111,174

[22] Filed: Oct. 22, 1987

Related U.S. Application Data

- [63] Continuation-in-part of Ser. No. 889,163, Jul. 25, 1986, now patent D 300, 325
- [52] U.S. Cl. D15/28
- [58] Field of Search D15/28, 31; D25/119; D12/166; 165/119, 134.1; 55/434, 435, 436, 445, 446, 464

[56] References Cited

U.S. PATENT DOCUMENTS

- 2,728,411 12/1955 Pasturczak 165/119
- 3,827,482 8/1974 Pope 165/119

Primary Examiner—B. J. Bullock
Assistant Examiner—Sandra Morris
Attorney, Agent, or Firm—John H. Crowe

[57] CLAIM

The ornamental design for a sand diverter bar for use on an earth moving vehicle, or similar article, as shown and described.

DESCRIPTION

- FIG. 1 is a front elevational view of a sand diverter bar for use on an earth moving vehicle, or similar article, showing my new design;
- FIG. 2 is a top plan view thereof;
- FIG. 3 is a bottom plan view thereof;
- FIG. 4 is a rear elevational view thereof;
- FIG. 5 is a left end elevational view thereof;
- FIG. 6 is a right end elevational view thereof.

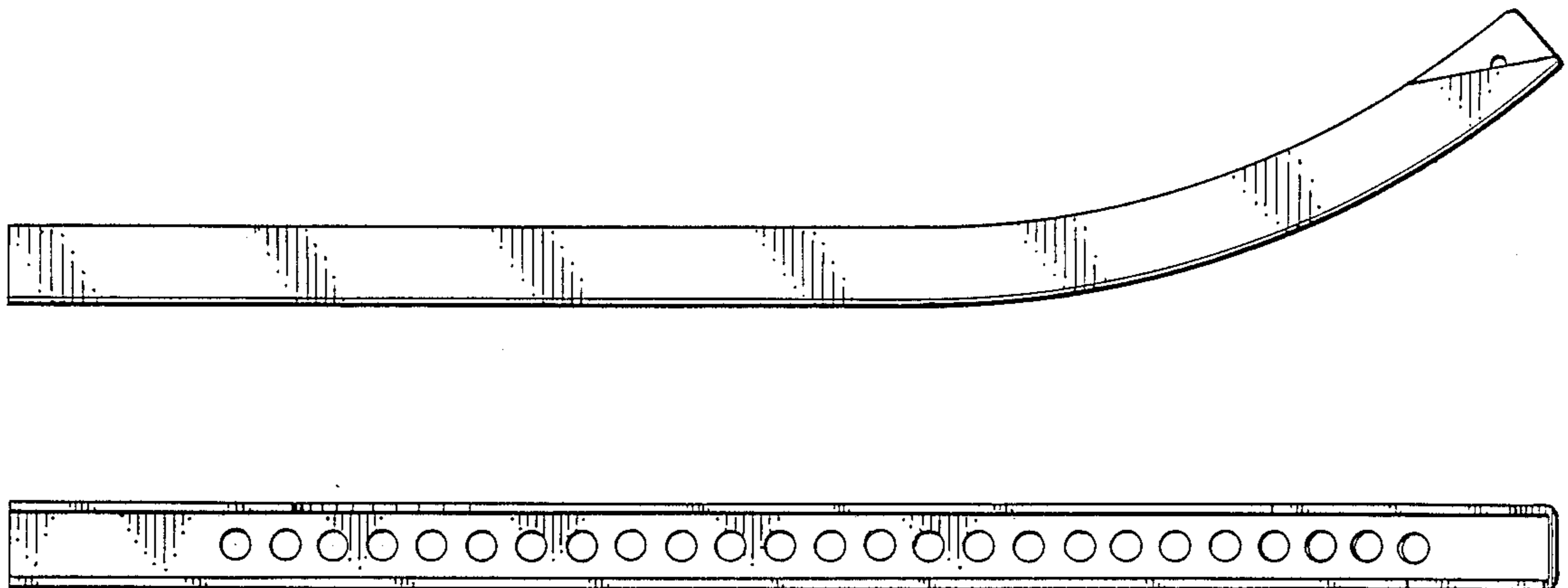


FIG. 1.

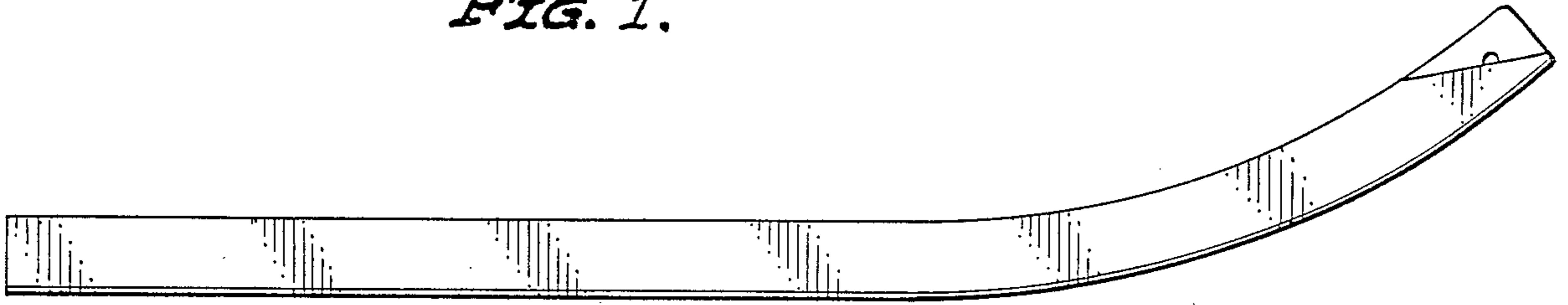


FIG. 2.



FIG. 3.



FIG. 4.




FIG. 5.

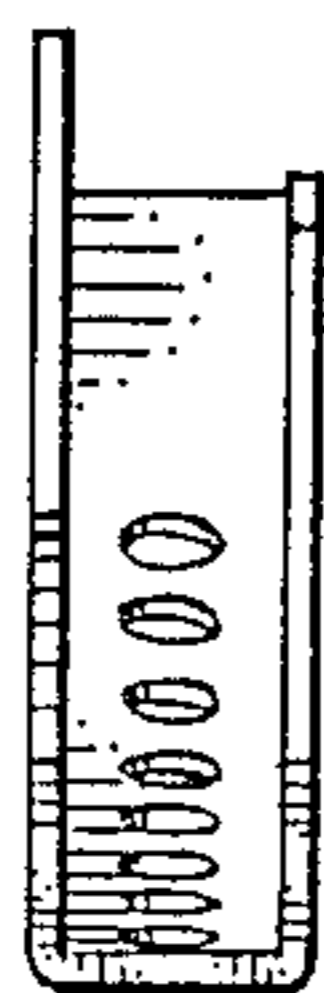


FIG. 6.

