

[54] **VIDEO CASSETTE RECORDER**

[75] **Inventor: Doo S. Yang, Seoul, Rep. of Korea**

[73] **Assignee: Gold Star Co., Ltd., Seoul, Rep. of Korea**

[**] **Term: 14 Years**

[21] **Appl. No.: 204,784**

[22] **Filed: Jun. 10, 1988**

[30] **Foreign Application Priority Data**

Dec. 11, 1987 [KR] Rep. of Korea 18540
 [52] **U.S. Cl. D14/135**
 [58] **Field of Search D14/124-126, D14/129, 134-136, 156, 160-165**

[56] **References Cited**

U.S. PATENT DOCUMENTS

D. 275,566	9/1984	O'Leary	D14/136
D. 295,859	5/1988	Shim	D14/135
D. 297,932	10/1988	Ito et al.	D14/135
D. 301,880	6/1989	Shim	D14/135
D. 301,881	6/1989	Yang	D14/135

OTHER PUBLICATIONS

HFD; 06/06/87; p. 77; Panasonic VCR.
 Video Review; Jun. 1988; p. 51; Top right—Minolta S-VHS VCR.
 Video Review; Dec. 1986; p. 13; Bottom left—Magnavox Model VR9565 VCR.
 Video Review; Oct. 1987; p. 34; Top right—Panasonic Model PV-4770 VCR.


Primary Examiner—Theodore M. Shooman
Attorney, Agent, or Firm—John P. White

[57] **CLAIM**

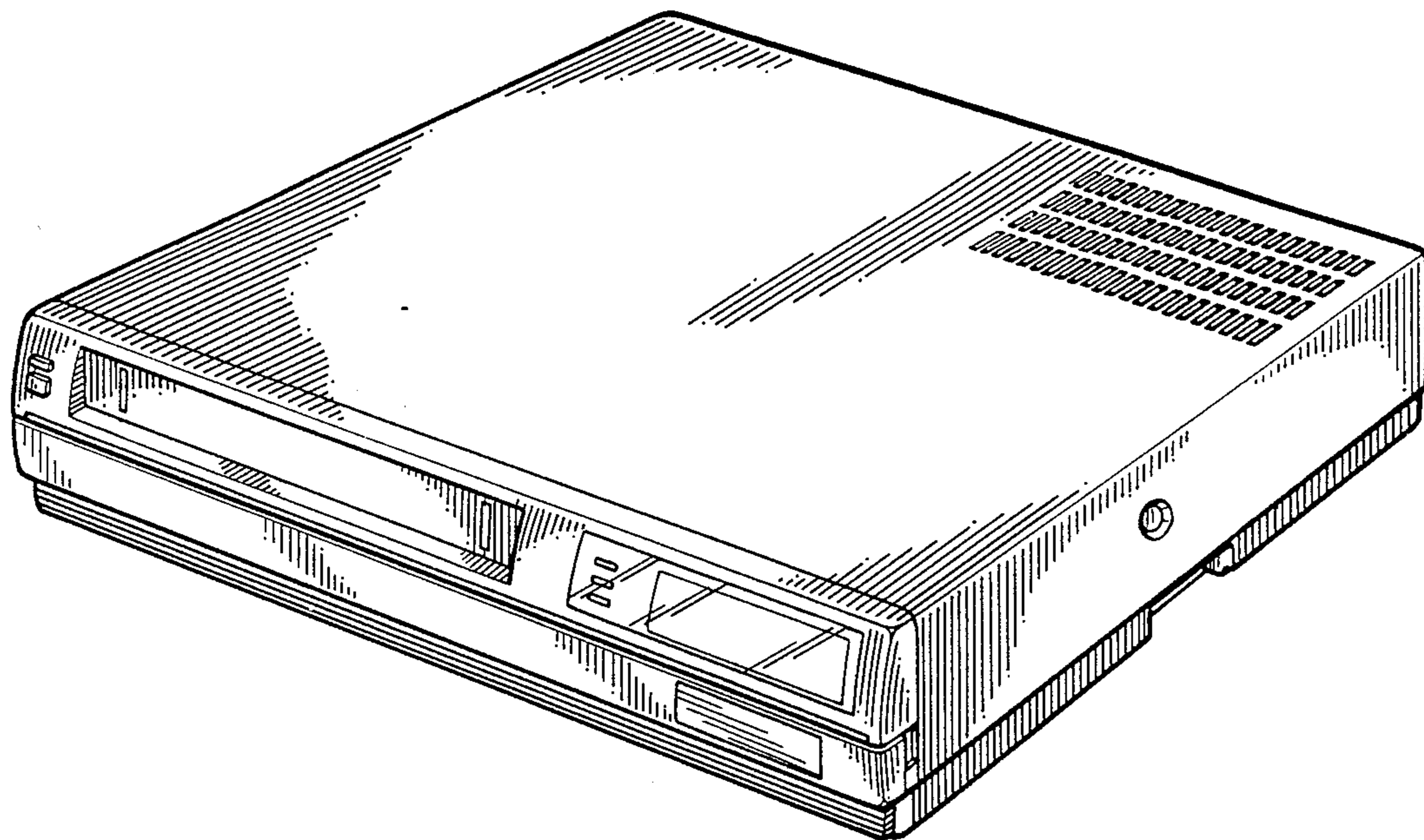
The ornamental design for a video cassette recorder, as shown and described.

DESCRIPTION


FIG. 1 is a top, front and right side perspective view of a video cassette recorder showing my new design; FIG. 2 is a top, front and right side perspective view thereof, shown with the cover in an open position; FIG. 3 is a top plan view thereof; FIG. 4 is a front elevational view thereof; FIG. 5 is a bottom plan view thereof; FIG. 6 is a rear elevational view thereof; FIG. 7 is a right side elevational view thereof; and FIG. 8 is a left side elevational view.



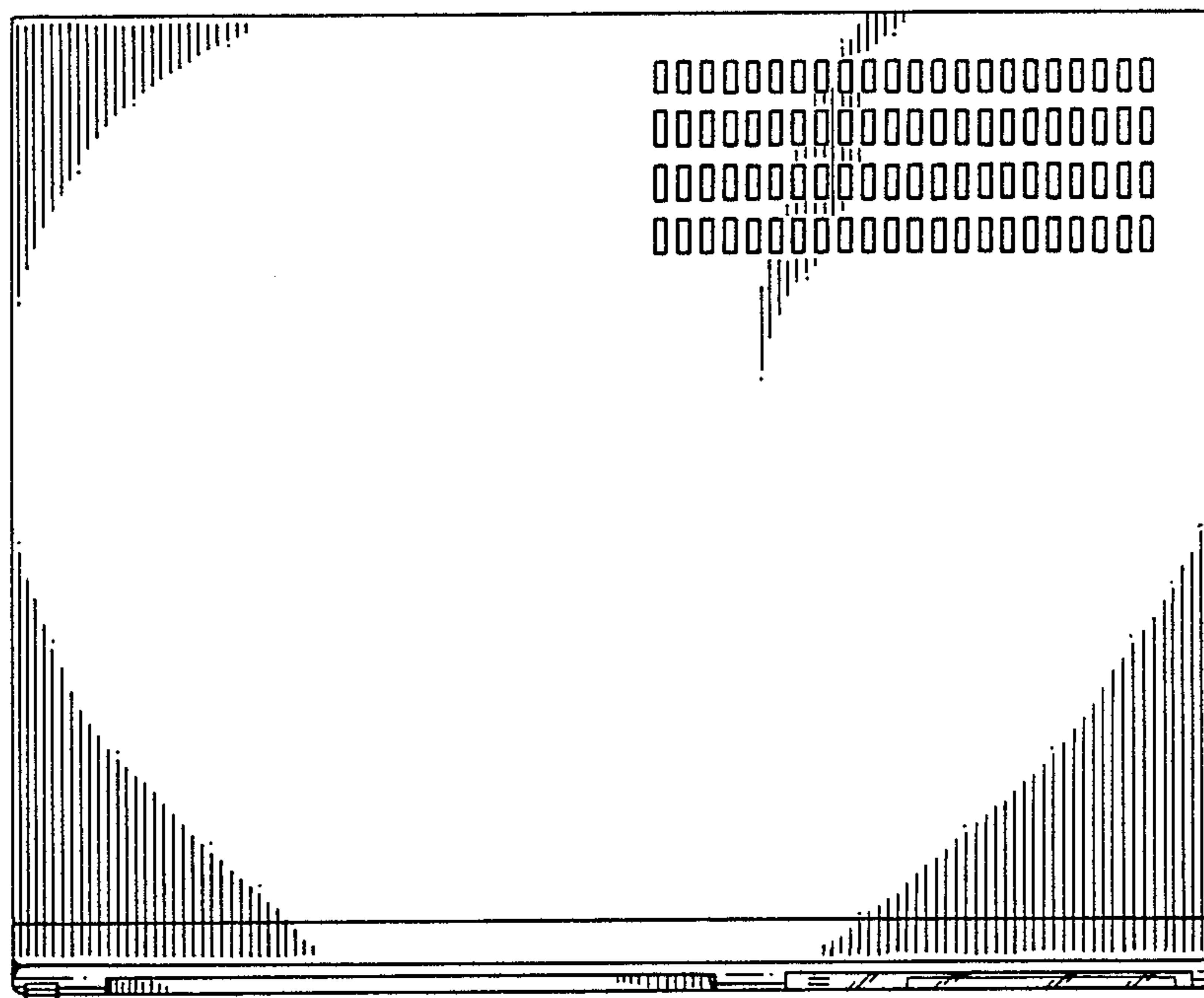
F I G. 1



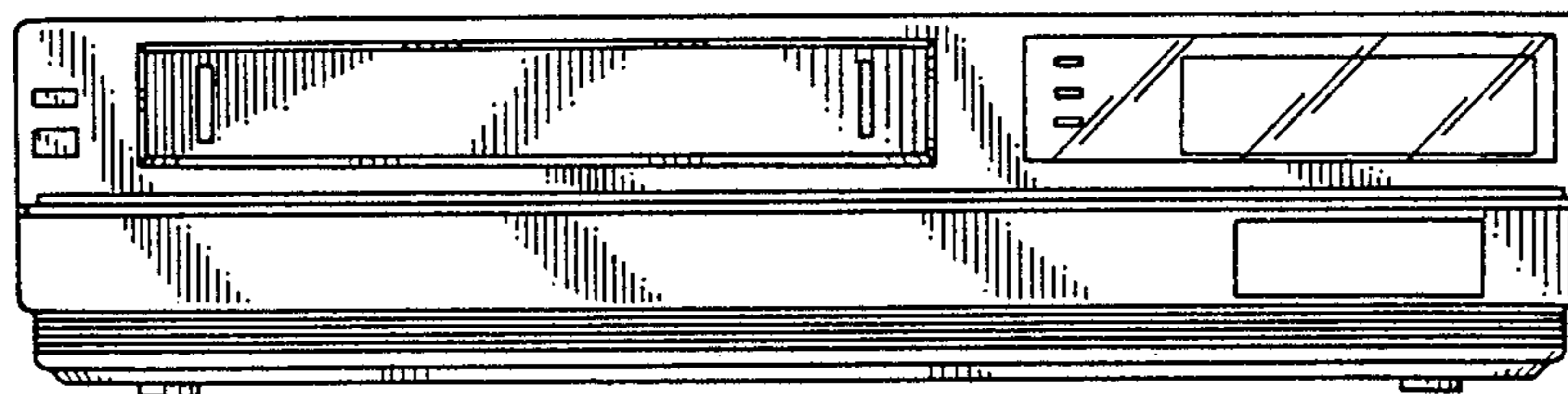
F I G. 2



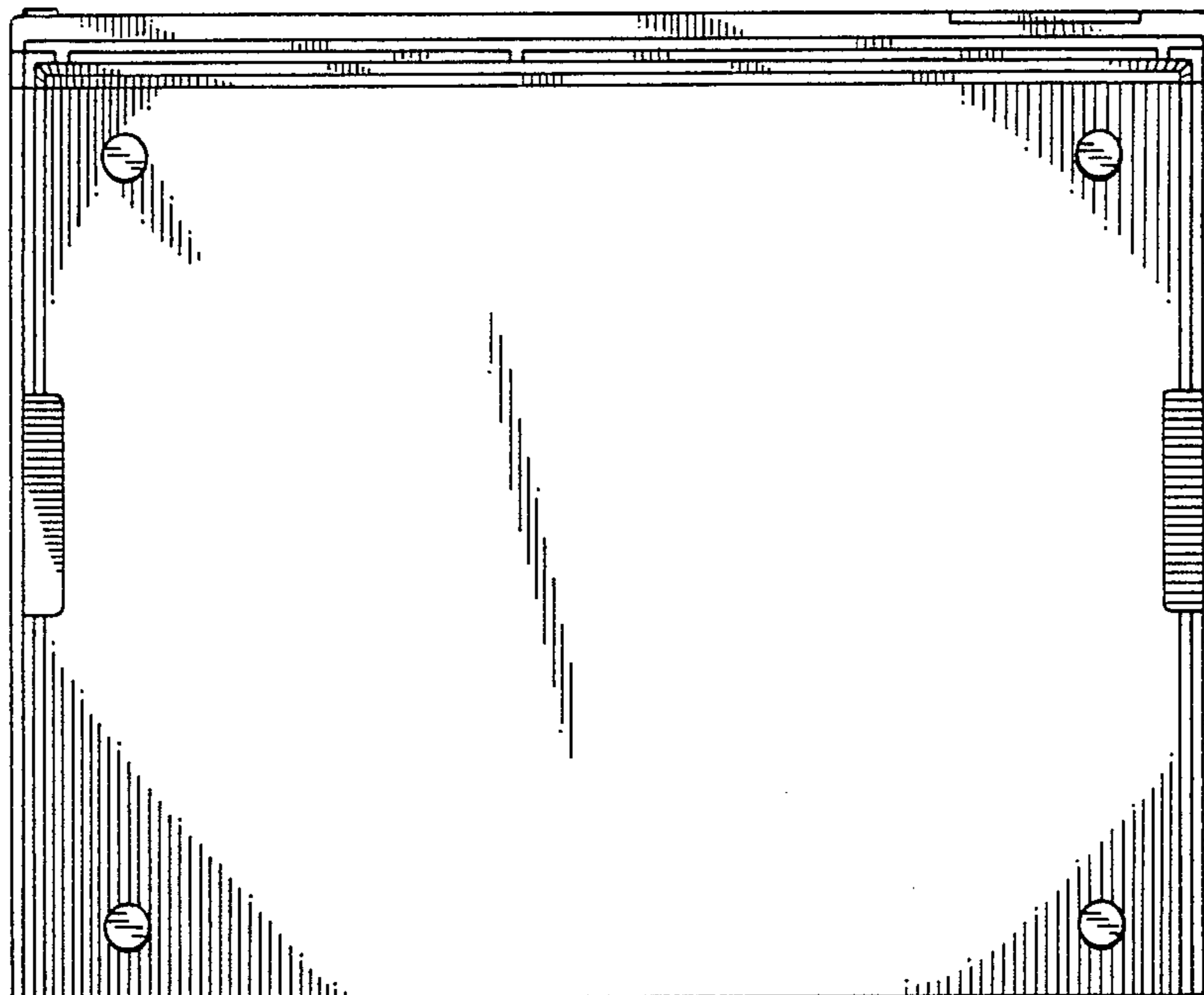
F I G. 3




F I G. 4



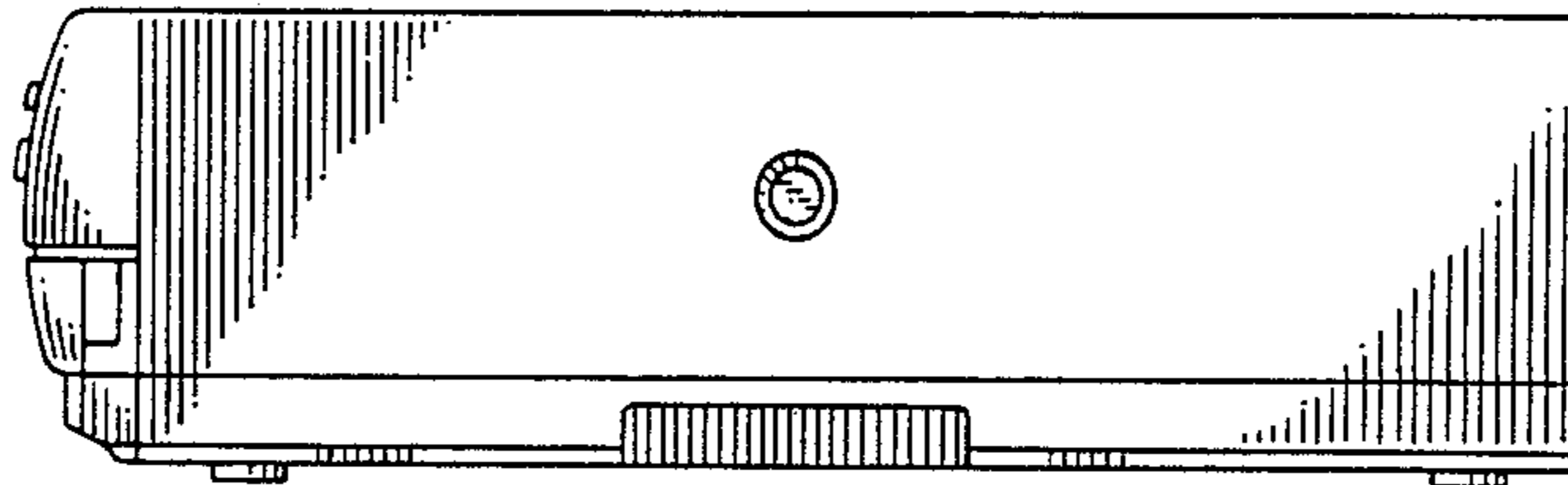
F I G. 5



F I G. 6



F I G. 7



F I G. 8

