

[54] **HINGE PIN STOP**

[76] **Inventor: David D. Headrick, 2309 Autumn La., Oklahoma City, Okla. 73170**

[\*\*] **Term: 14 Years**

[21] **Appl. No.: 244,359**

[22] **Filed: Sep. 15, 1988**

[52] **U.S. Cl. .... D8/323; D8/402**

[58] **Field of Search .... D8/323, 402, 327; 16/374, 386, 82, 250**

[56] **References Cited**

**U.S. PATENT DOCUMENTS**

D. 277,453	2/1985	Wilman .....	D8/323
1,199,409	9/1916	Neuberth .....	16/250
1,772,560	8/1930	Soss .....	16/374
3,044,630	7/1962	Szako .....	D8/327

**FOREIGN PATENT DOCUMENTS**

0005959	11/1901	Austria .....	16/374
2520305	11/1976	Fed. Rep. of Germany .....	16/374
0000111	of 1904	United Kingdom .....	16/386

*Primary Examiner*—B. J. Bullock  
*Attorney, Agent, or Firm*—Richard C. Litman

[57] **CLAIM**

The ornamental design for a hinge pin stop, as shown and described.

**DESCRIPTION**

FIG. 1 is a top view of a hinge pin stop showing my new design;  
FIG. 2 is a front view thereof;  
FIG. 3 is a left side view thereof;  
FIG. 4 is a right side view thereof;  
FIG. 5 is a perspective view thereof;  
FIG. 6 is a reduced perspective view thereof, the hinge being shown in broken lines for illustrative purposes only.

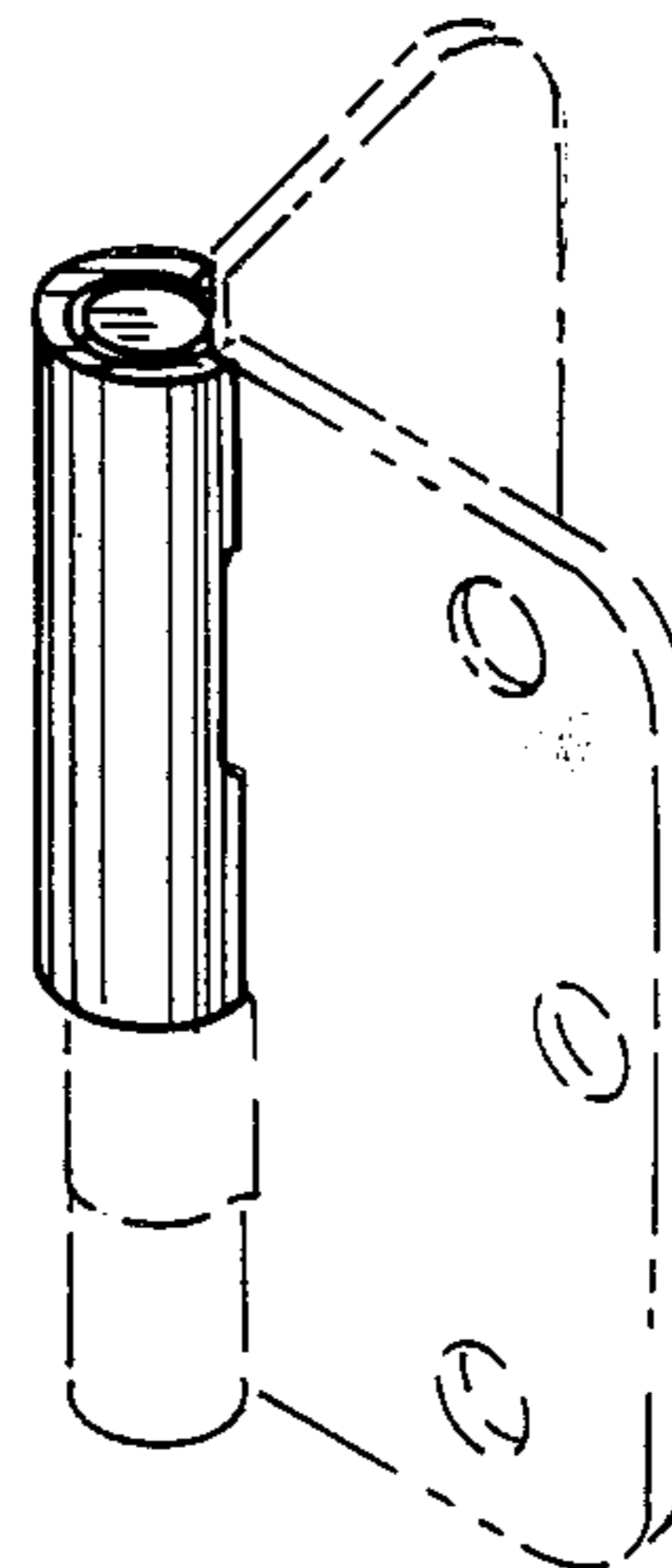
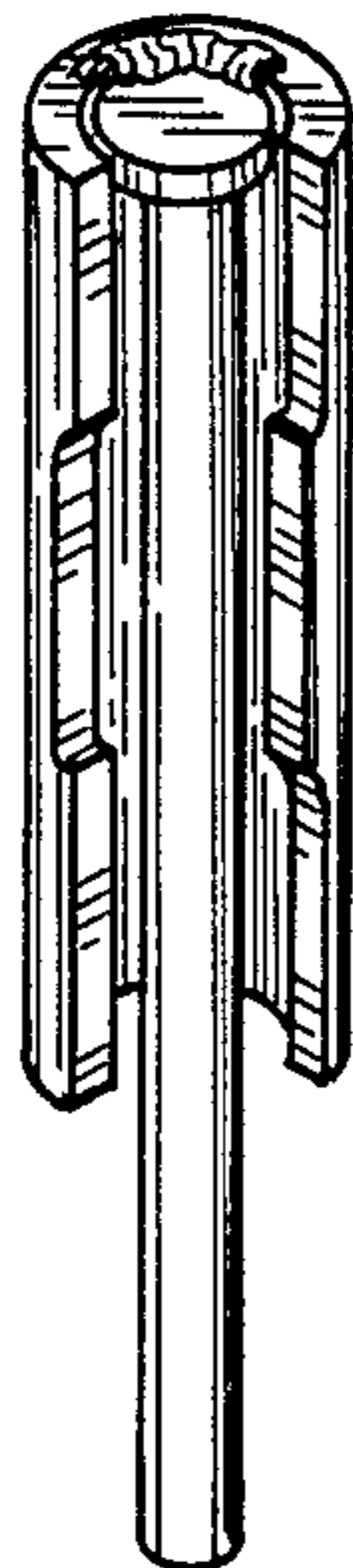


FIG-1



FIG-2

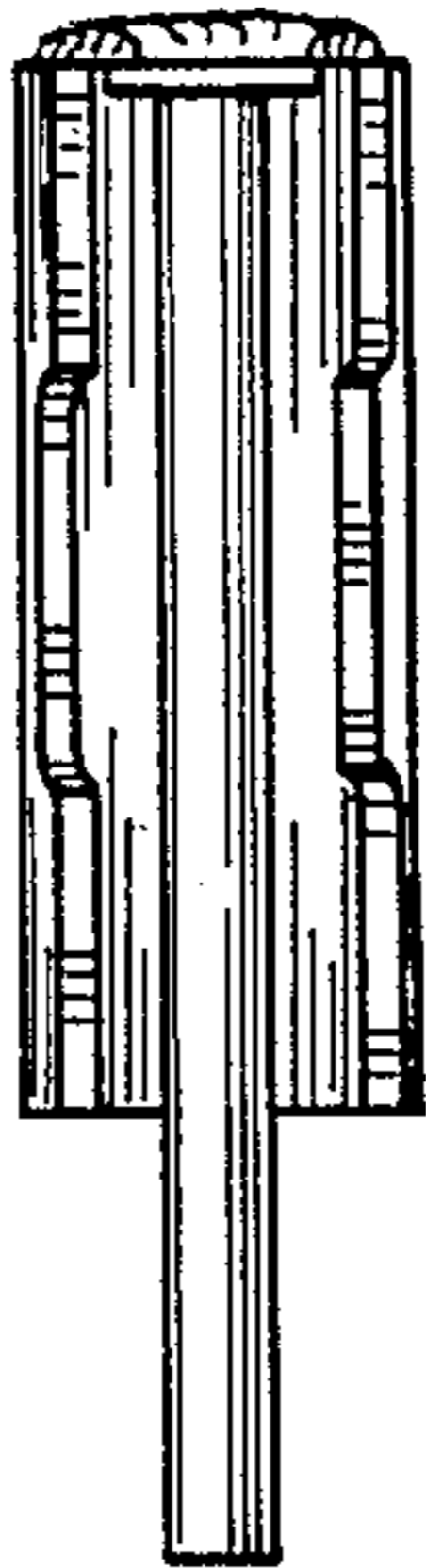


FIG-3

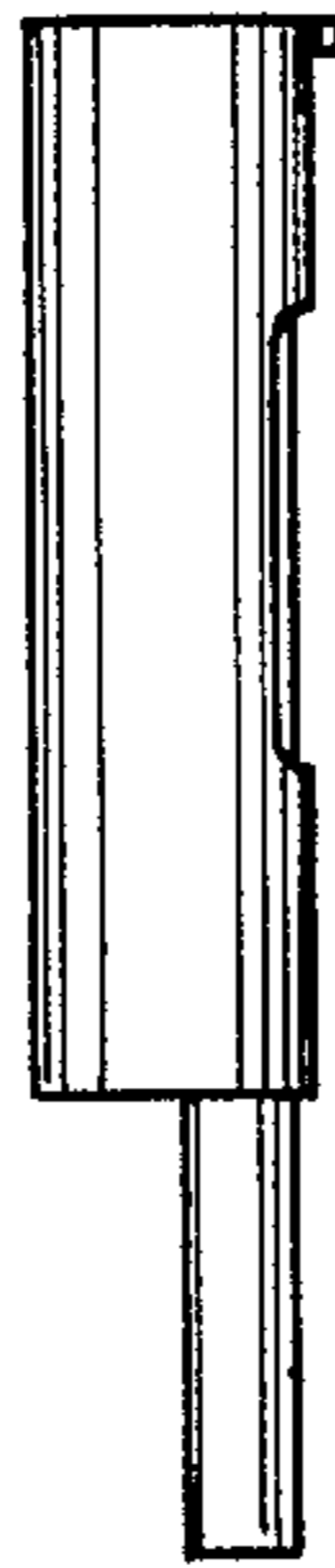


FIG-4

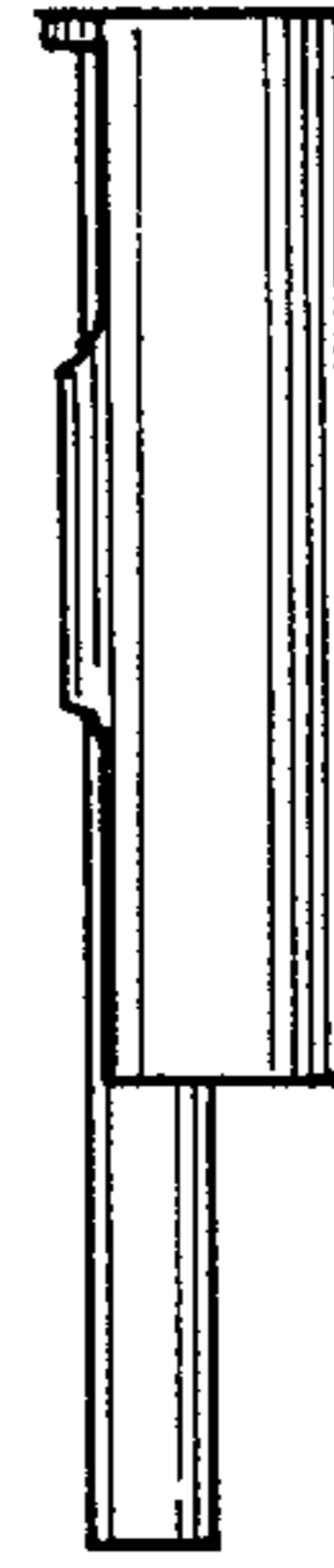


FIG-5

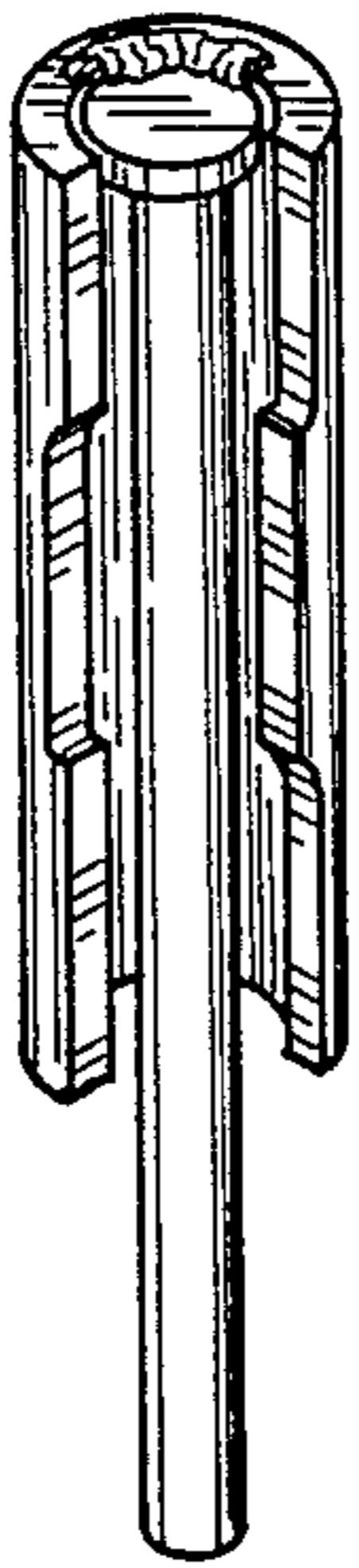


FIG-6

