

[54] **CABINET**

[75] **Inventor: H. Thomas Keller, High Point, N.C.**

[73] **Assignee: Rosalco., Inc., Louisville, Ky.**

[**] **Term: 14 Years**

[21] **Appl. No.: 447,260**

[22] **Filed: Dec. 7, 1989**

[52] **U.S. Cl. D6/446; D6/448**

[58] **Field of Search D6/429, 432, 439, 440,
D6/445, 446, 448, 467, 468**

[56] **References Cited**

U.S. PATENT DOCUMENTS

- D. 65,453 8/1924 Swanson et al. D14/184
- D. 163,238 5/1951 Adler D56/4
- D. 224,197 7/1972 Peters D6/D4
- D. 230,386 2/1974 Levine D6/446
- D. 259,162 5/1981 D'Alessandro D6/446
- D. 265,241 6/1982 Patterson D6/446 X

OTHER PUBLICATIONS

Davis Cabinet Co., copy in Box C-15, p. 21, #76308, design library.

Union National, Acadia, p. 19, V22543, copy in Des. Library.

Harden Furniture, p. 107, No. 229, credenea, copy in Box C-15, design Library.

Imperial Tables, p. 24, #3892, copy in Box C-25, design Library.

Primary Examiner—Bruce W. Dunkins

Assistant Examiner—Jeffrey Asch

Attorney, Agent, or Firm—Rhodes, Coats & Bennett

[57] **CLAIM**

The ornamental design for a cabinet, as shown and described.

DESCRIPTION

FIG. 1 is a front perspective view of a cabinet showing my new design;

FIG. 2 is a left side elevational view, the right side being a mirror image thereof;

FIG. 3 is a front perspective view in an open condition; and

FIG. 4 is an enlarged sectional view taken through the lower portion of one of the front doors and disclosing the molding features thereof in greater detail.

The rear surface is conventionally flat and unornamented.






FIG. 1

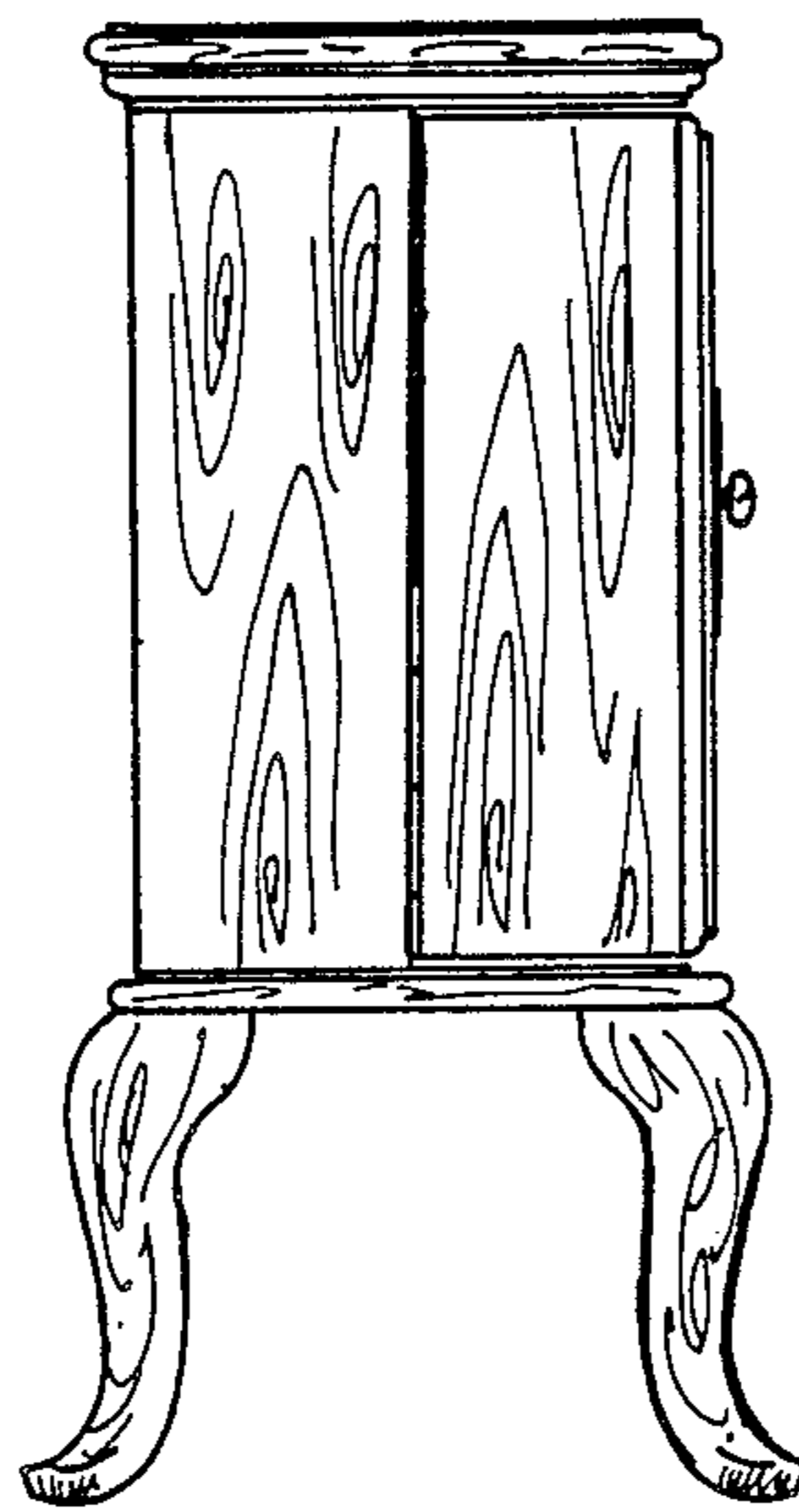


FIG. 2




FIG. 3

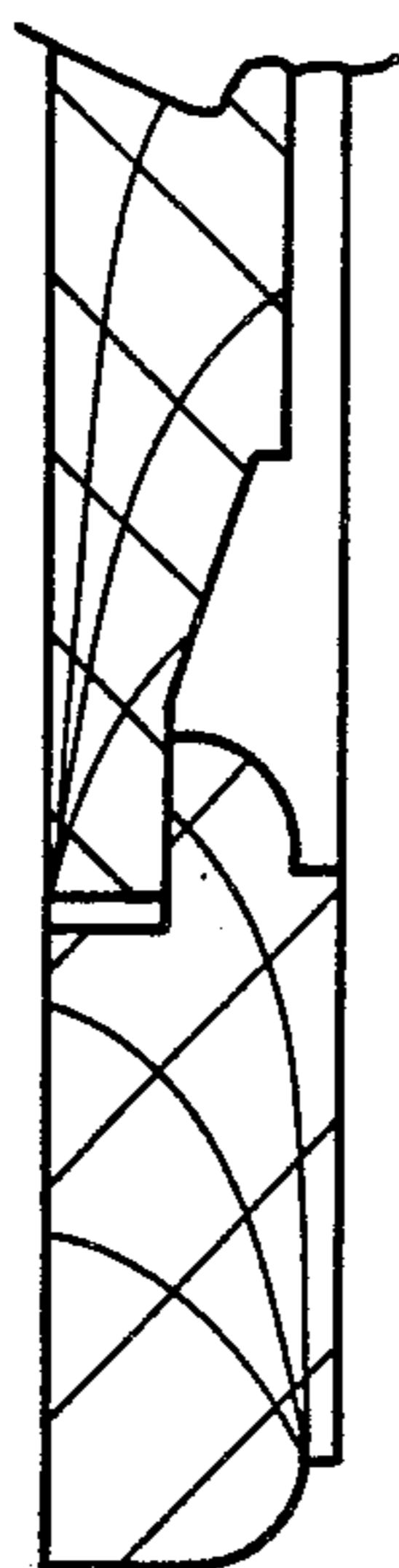


FIG. 4