

United States Patent [19]

Warwick et al.

[11] Patent Number: **Des. 311,645**

[45] Date of Patent: **** Oct. 30, 1990**

[54] **FOUNTAIN BRUSH**
[75] Inventors: **Roger M. Warwick; Simon Roberts,**
both of Stockport, England

[73] Assignee: **Thomas French & Son PLC,**
Manchester, England

[**] Term: **14 Years**

[21] Appl. No.: **139,366**

[22] Filed: **Dec. 30, 1987**

[30] **Foreign Application Priority Data**

Jul. 3, 1987 [GB] United Kingdom 1043235

[52] U.S. Cl. **D4/115; D4/132**

[58] Field of Search **D4/114-115,**
D4/130, 132, 134-135; 15/24, 28, 29, 143 R,
143 B, 144 R, 144 A, 145; 401/40-42, 268, 270,
277, 282, 286, 289; D32/50-51

[56] **References Cited**

U.S. PATENT DOCUMENTS

D. 290,553 6/1987 Clivio et al. D4/115
D. 290,909 7/1987 Clivio et al. D4/115

D. 294,087 2/1988 Clivio et al. D4/138
1,972,653 9/1934 Hart 15/143 B
3,782,837 1/1974 Feldmann 401/289 X
4,237,570 12/1980 Brock, Jr. 15/28
4,524,484 6/1985 Graham 15/143 B X
4,673,307 6/1987 Prestele et al. 401/289

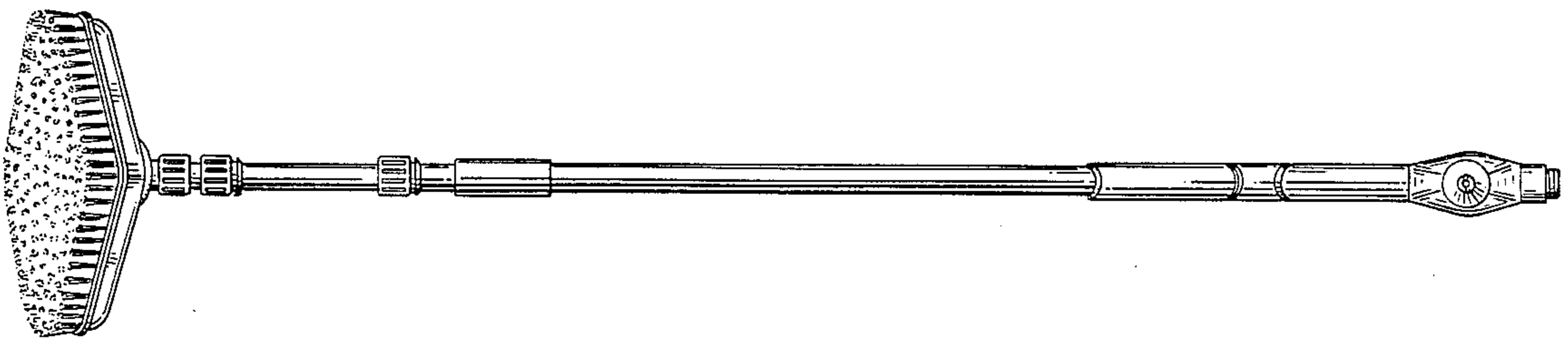
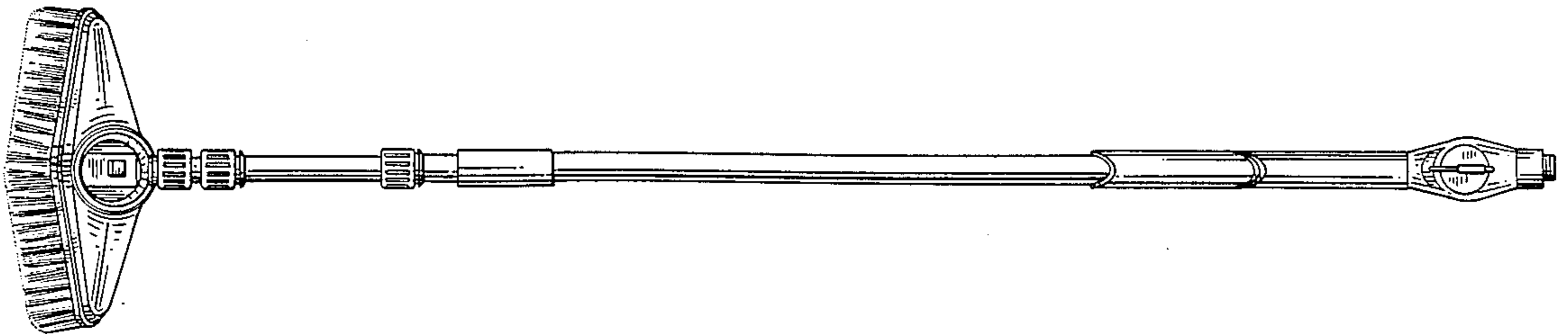
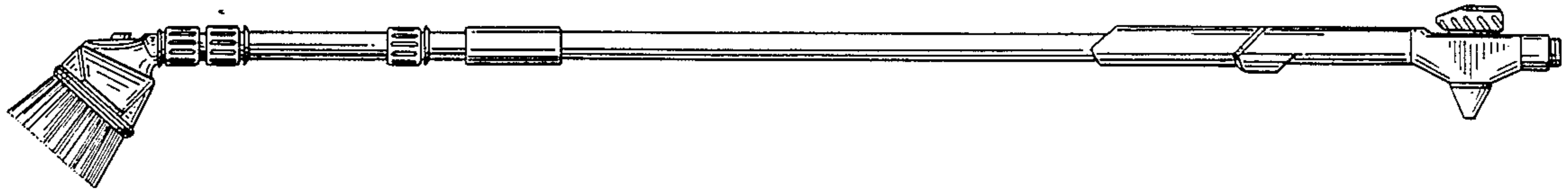
Primary Examiner—Wallace R. Burke
Assistant Examiner—Lavone D. Tabor
Attorney, Agent, or Firm—Armstrong, Nikaido,
Marmelstein, Kubovcik & Murray

[57] **CLAIM**

The ornamental design for a fountain brush, as shown.

DESCRIPTION

FIG. 1 is a side elevational view of a fountain brush showing our new design, the opposite side being a mirror image;
FIG. 2 is a top plan view thereof;
FIG. 3 is a bottom plan view thereof;
FIG. 4 is a front end elevational view thereof, the top portion of the handle being shown on an enlarged scale; and
FIG. 5 is a rear end elevational view thereof.



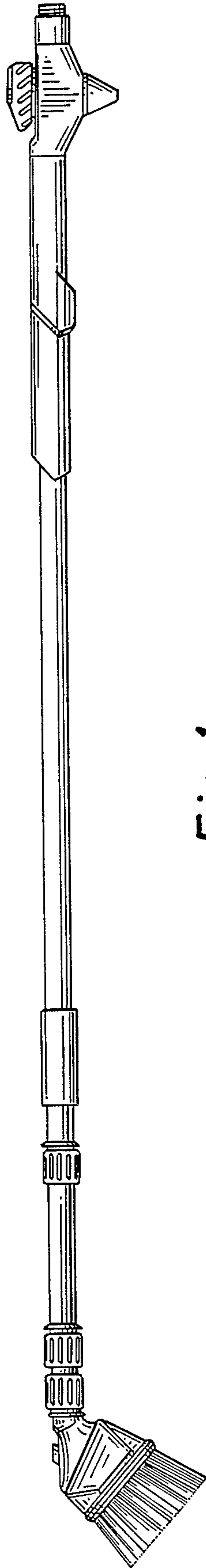


Fig. 1

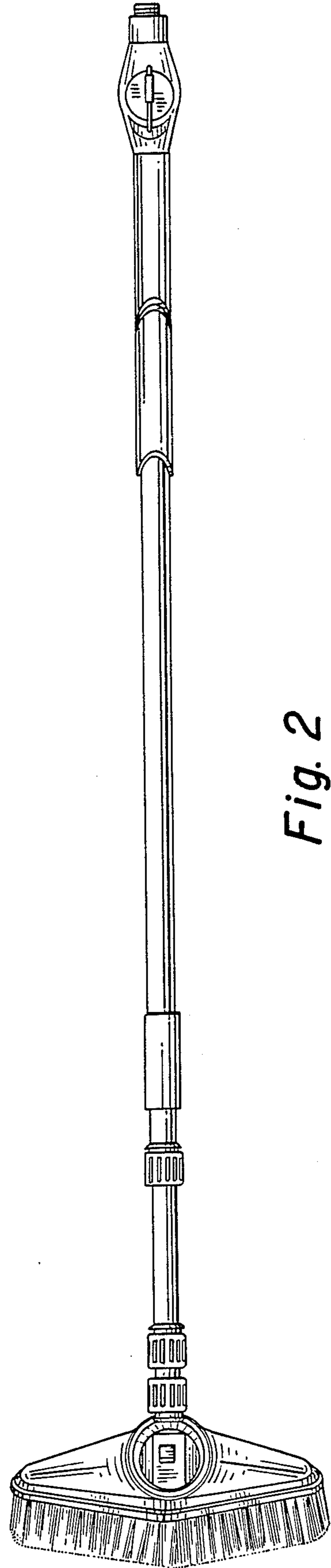


Fig. 2

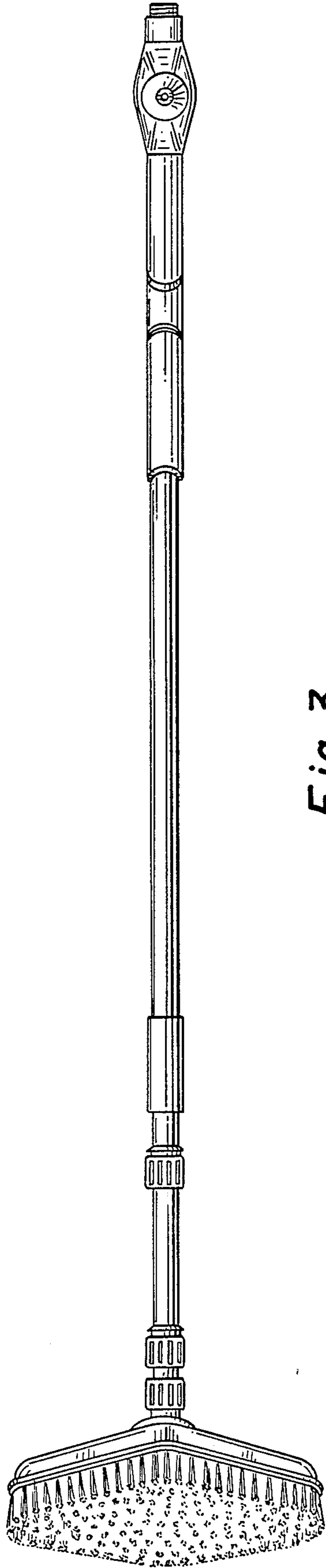


Fig. 3

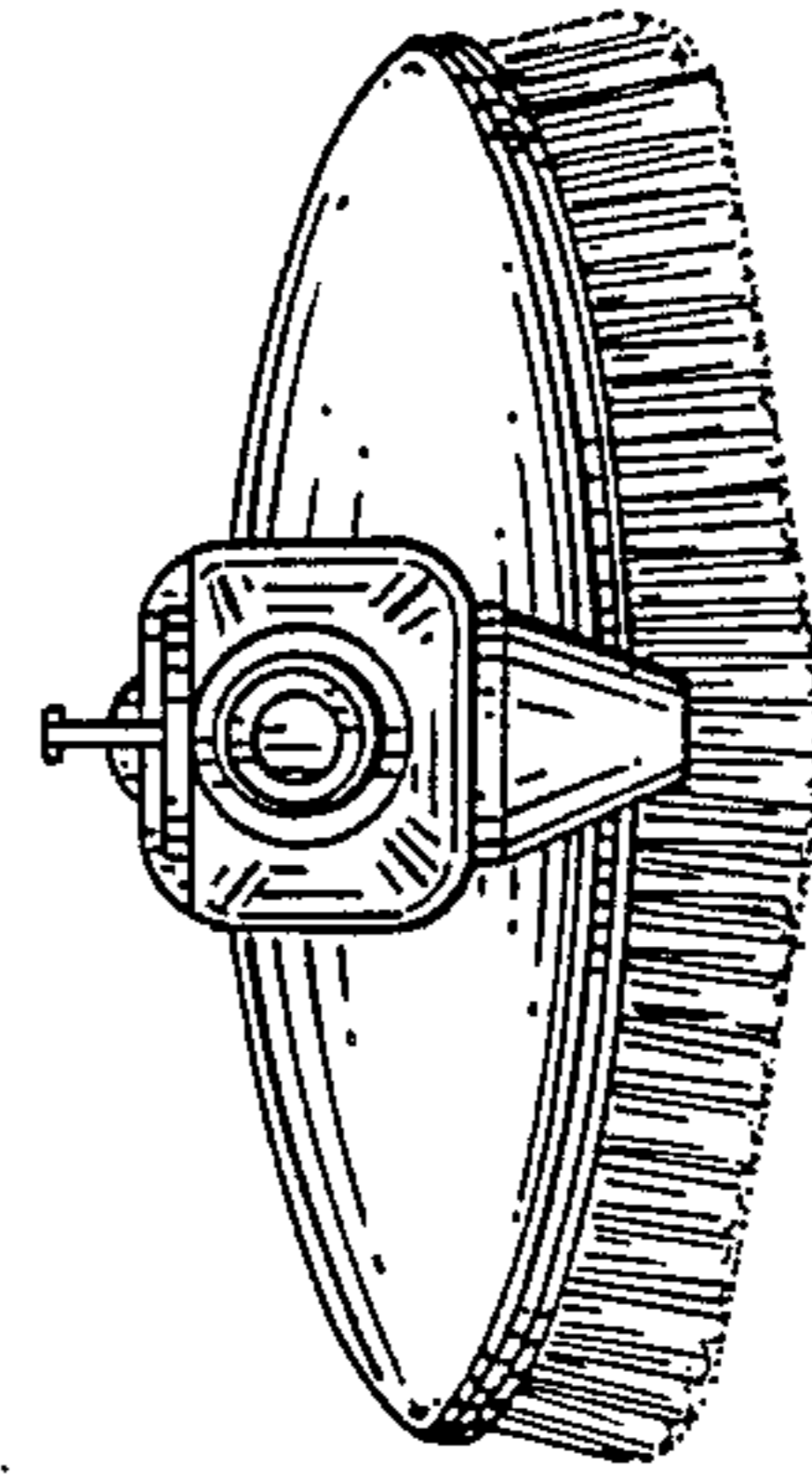


Fig. 5

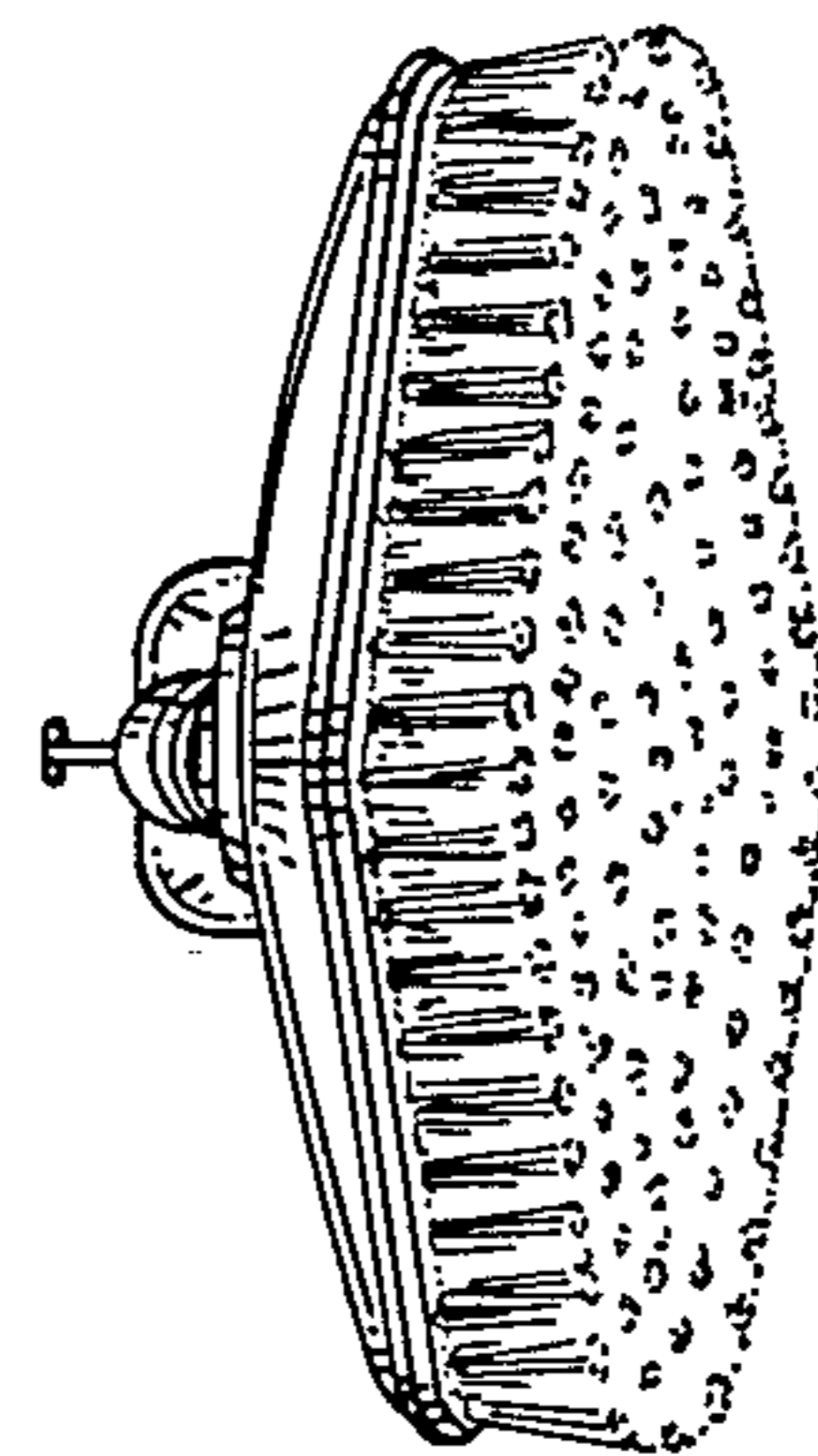


Fig. 4