

# United States Patent [19]

Chapin et al.

[11] Patent Number: **Des. 311,644**

[45] Date of Patent: **\*\* Oct. 30, 1990**

[54] **MOLDED TOOL CASE**

[75] Inventors: **David S. Chapin; Rod E. Morton,**  
both of Raleigh, N.C.

[73] Assignee: **Cooper Industries, Inc., Houston,**  
Tex.

[\*\*] Term: **14 Years**

[21] Appl. No.: **3,661**

[22] Filed: **Jan. 15, 1987**

[52] U.S. Cl. .... **D3/30.1; D3/73**

[58] Field of Search ..... **D3/30.1, 105, 77, 73;**  
**206/527; 312/DIG. 33**

[56] **References Cited**

## U.S. PATENT DOCUMENTS

D. 141,079 5/1945 Bogoff ..... D3/42 X  
D. 264,396 5/1982 Harvey et al. .... D3/30.1  
D. 269,648 7/1983 Wilcox et al. .... D3/74 X  
D. 271,444 11/1983 Le Vine ..... D3/30.1 X  
D. 271,918 12/1983 Ramirez ..... D3/73  
D. 286,103 10/1986 Blumenthal ..... D3/73

D. 287,906 1/1987 Tsuji et al. .... D3/30.1 X  
D. 291,388 8/1987 Seguin ..... D3/77  
D. 291,946 9/1987 Dottori et al. .... D3/73  
3,000,685 9/1961 Gross ..... 312/DIG. 33 X  
4,458,963 7/1984 Keddie ..... 312/DIG. 33 X

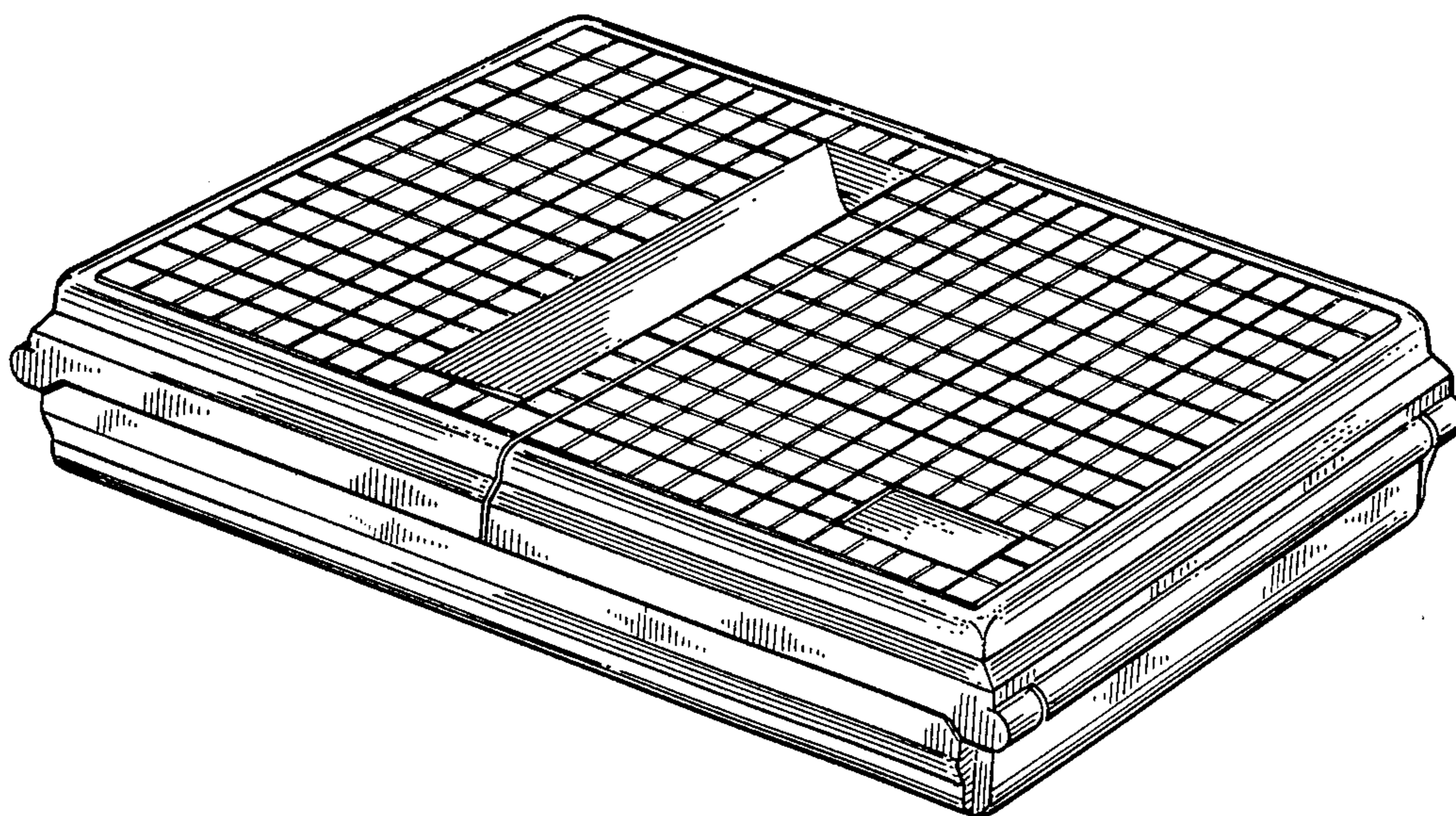
*Primary Examiner*—James R. Largen  
*Attorney, Agent, or Firm*—Eddie E. Scott; Alan R.  
Thiele; Nelson A. Blish

[57] **CLAIM**

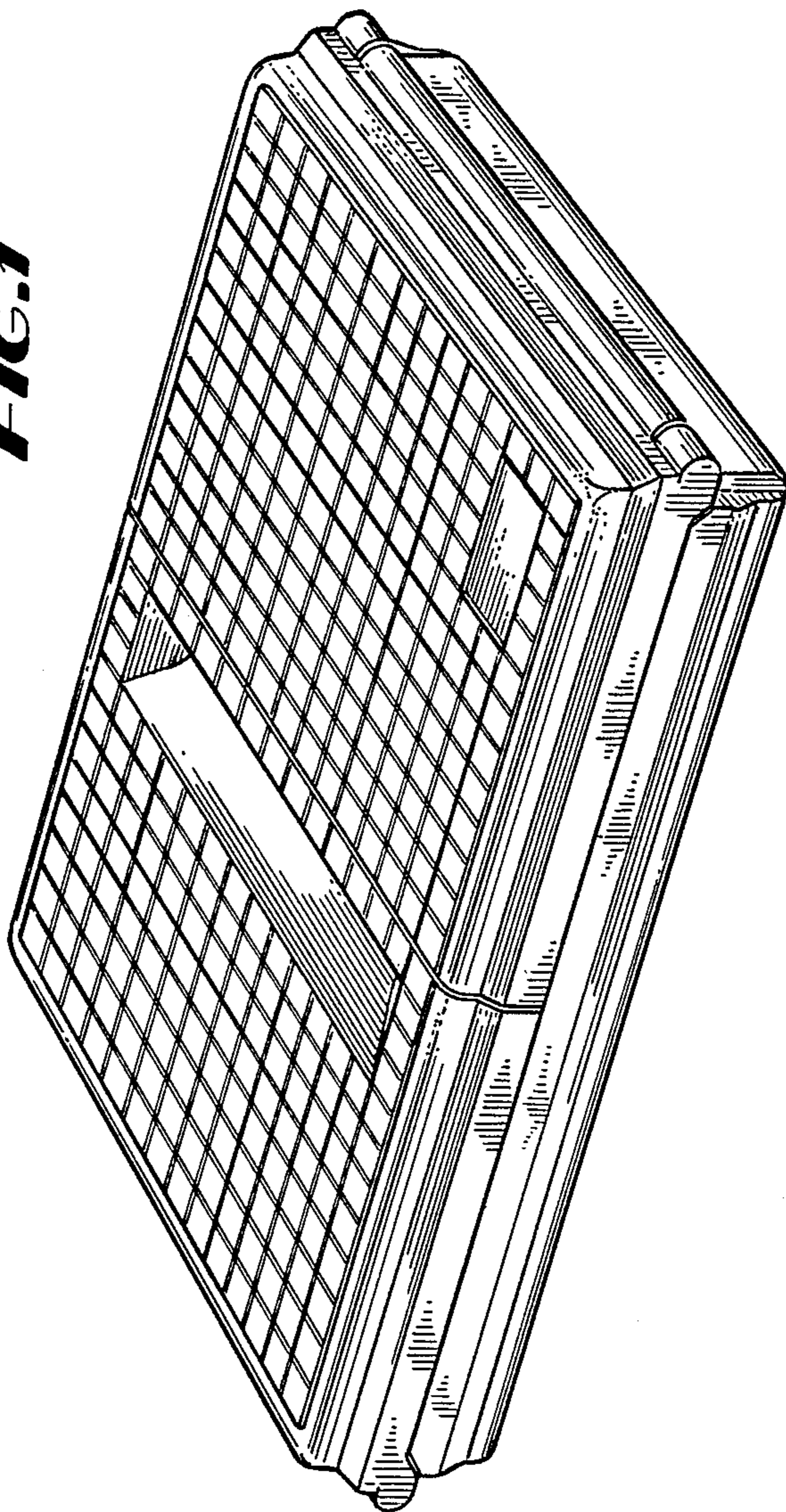
The ornamental design for a molded tool case, as shown and described.

## DESCRIPTION


FIG. 1 is a top perspective view of a molded tool case showing our new design;  
FIG. 2 is a front elevational view;  
FIG. 3 is a left side elevational view;  
FIG. 4 is a rear elevational view;  
FIG. 5 is a right side elevational view;  
FIG. 6 is a bottom plan view; and  
FIG. 7 is a perspective view thereof showing the molded tool case in an open position.



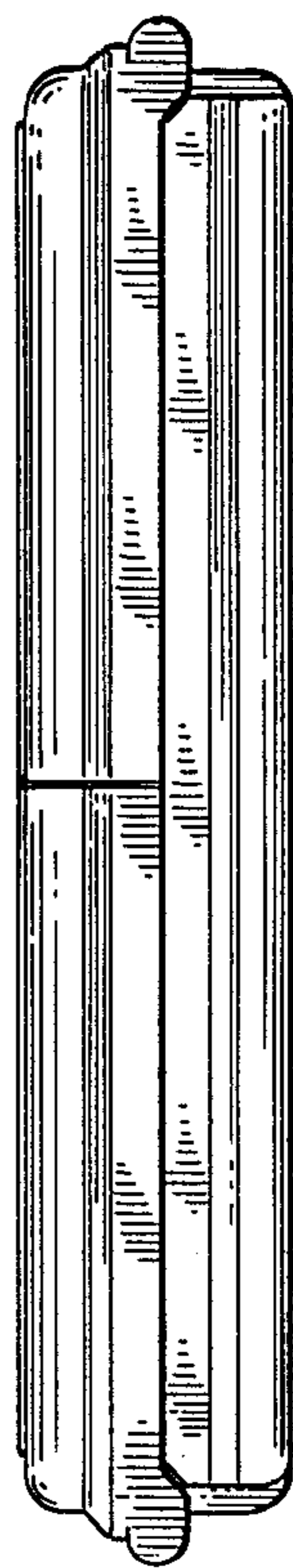
**FIG. 1**




**FIG. 3**



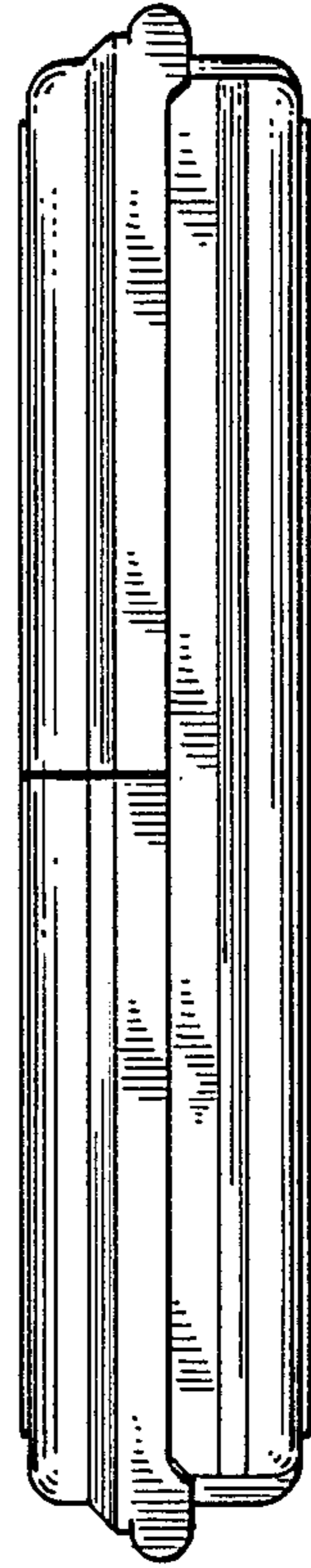
**FIG. 2**



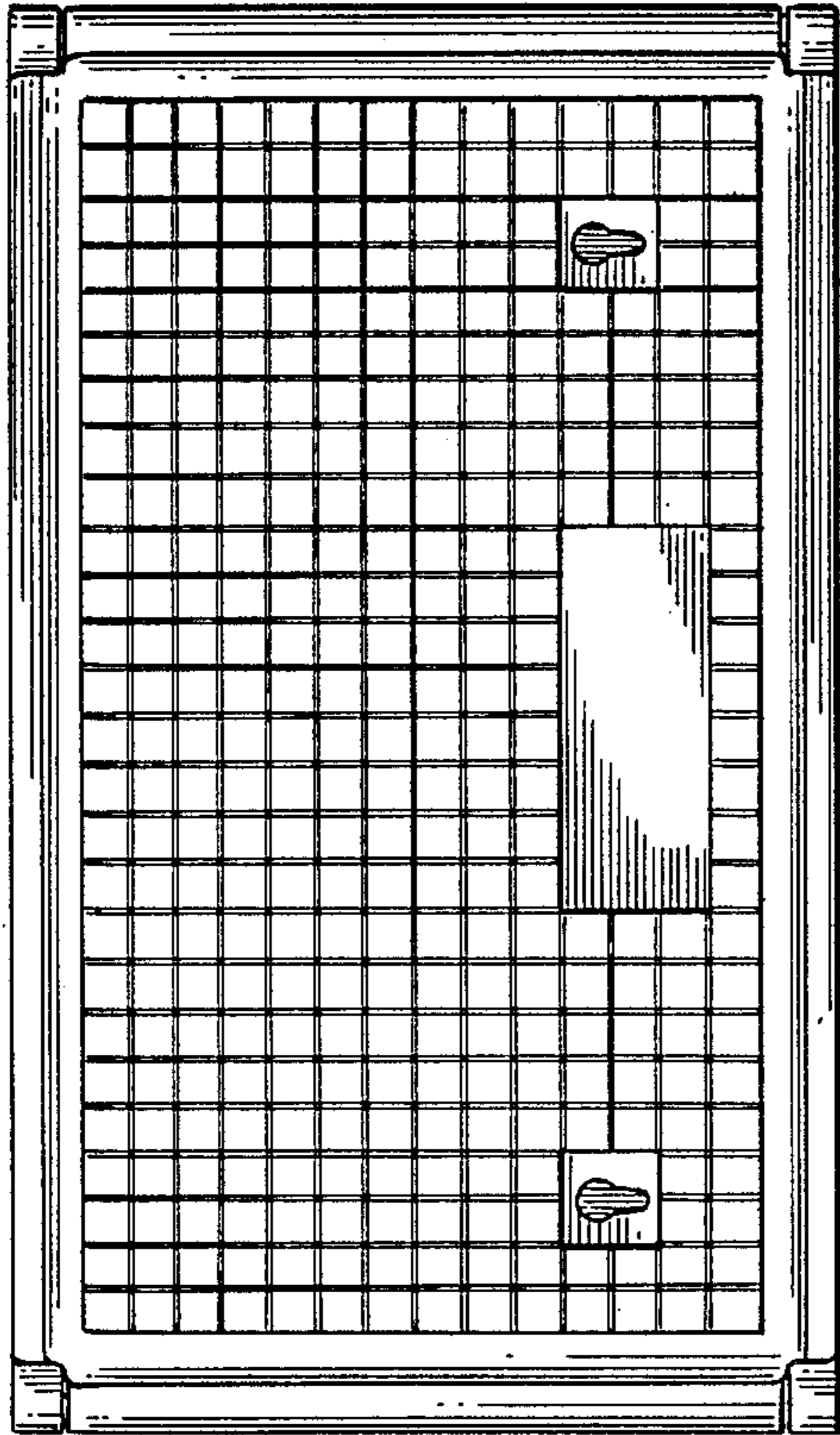
**FIG. 5**

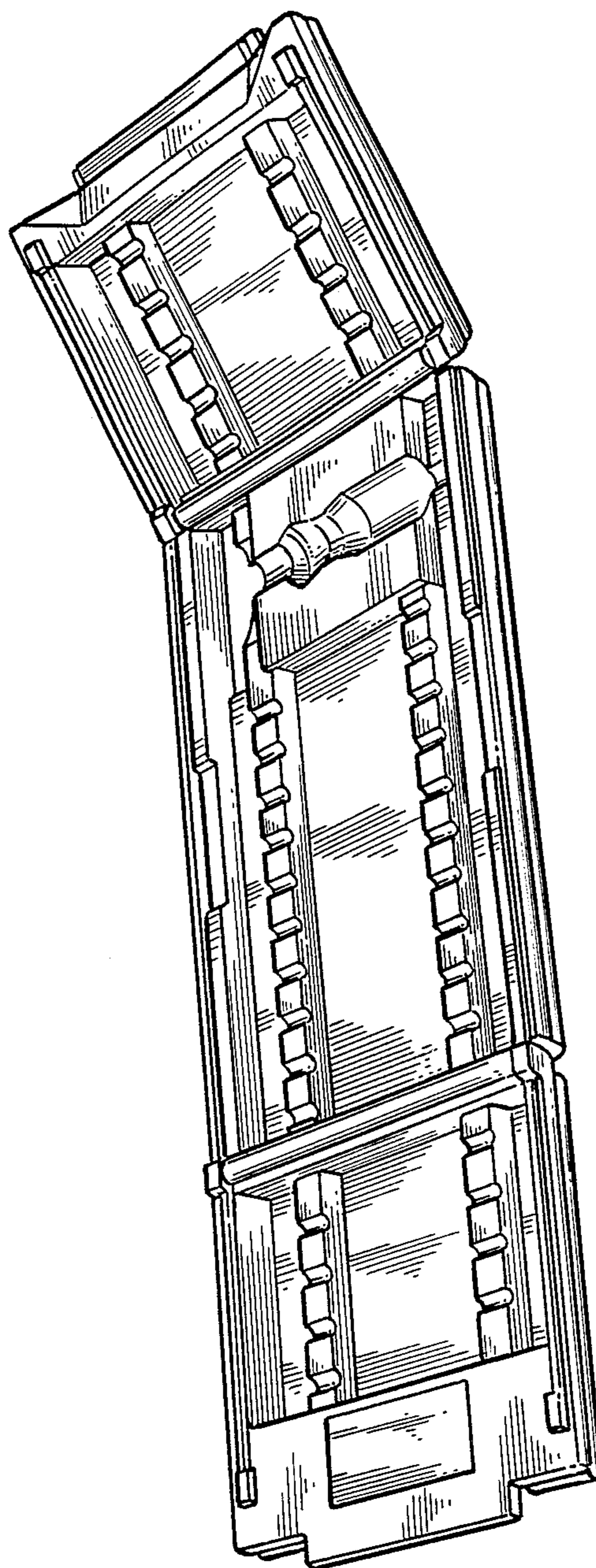


**FIG. 4**



**FIG. 6**





**FIG. 7**