

[54] **PASTA**

[76] **Inventor: Philippe Starck, 4 Rue de Dion, Levallois Perret, France, 92300**

[**] **Term: 14 Years**

[21] **Appl. No.: 83,956**

[22] **Filed: Aug. 11, 1987**

[30] **Foreign Application Priority Data**

Feb. 26, 1987 [FR] France 87 1096

[52] **U.S. Cl. D1/126**

[58] **Field of Search** D1/126, 127, 199;
D8/324, 349, 71; D25/121, 119, 114, 123, 125,
118; D28/2, 3; 426/143, 549, 512, 94, 499, 138,
514, 283, 104, 391; D23/266, 259; D21/108,
104, 105, 107; 211/74, 49.1

[56] **References Cited**

U.S. PATENT DOCUMENTS

D. 161,423 1/1951 Claffin D21/108

OTHER PUBLICATIONS

Form IV 76, 1976, p. 89, Round Corrugated Element on center-right of page.

Handbook of Designs & Devices, 1946, p. 34, Wavy Line Element #298.

Good Housekeeping Publication, 1980, p. 263, Manicotti Pasta Element #8.

Primary Examiner—Wallace R. Burke

Assistant Examiner—Pamela J. Schmidt

Attorney, Agent, or Firm—Dowell & Dowell

[57] **CLAIM**

The ornamental design for pasta, as shown and described.

DESCRIPTION

FIG. 1 is a top perspective view of a pasta showing my new design;

FIG. 2 is a top plan view thereof;

FIG. 3 is a bottom plan view thereof;

FIG. 4 is a front elevational view thereof, the undisclosed rear being the same;

FIG. 5 is a right side elevational view thereof; and

FIG. 6 is a left side elevational view thereof.


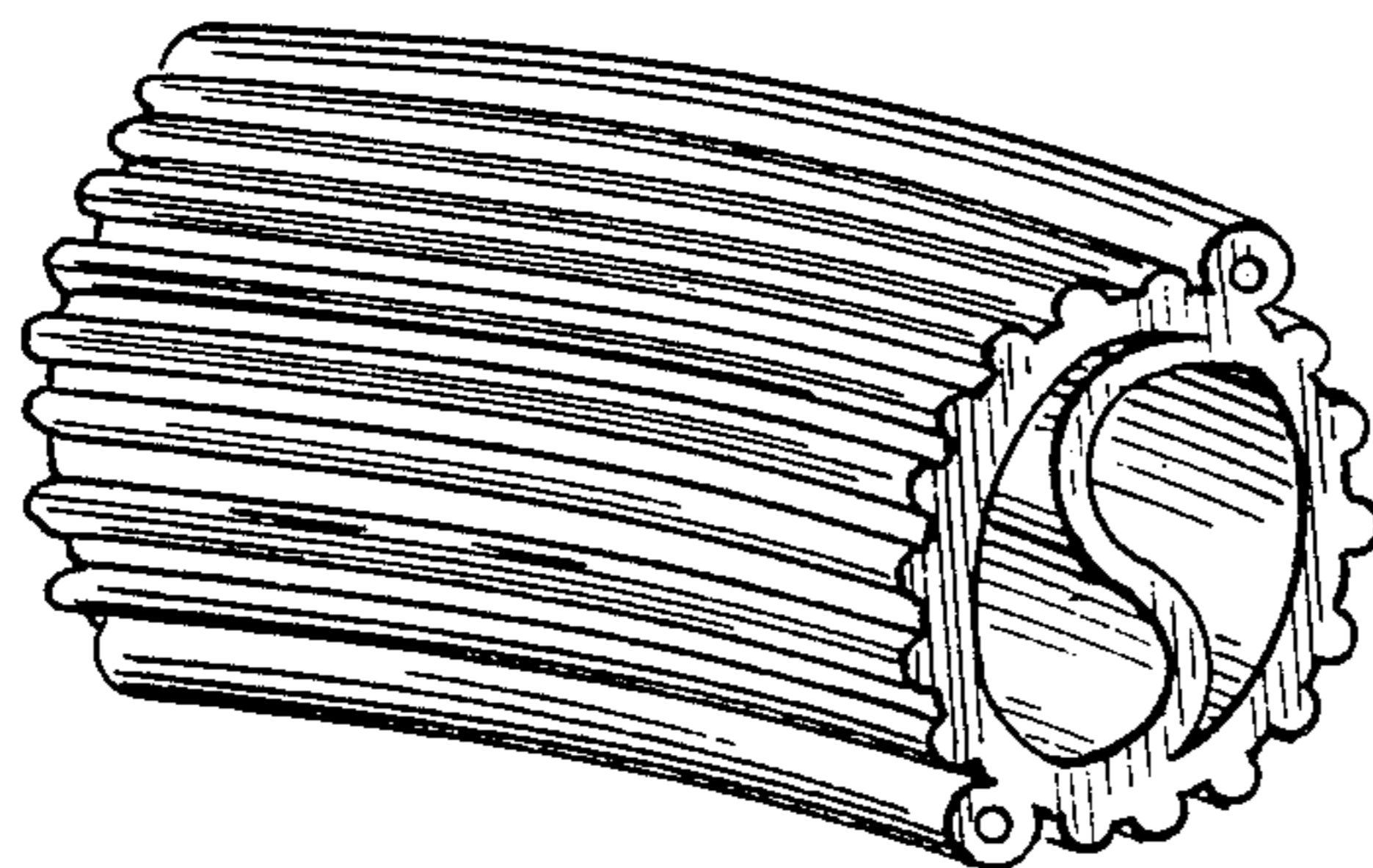


Fig. 1

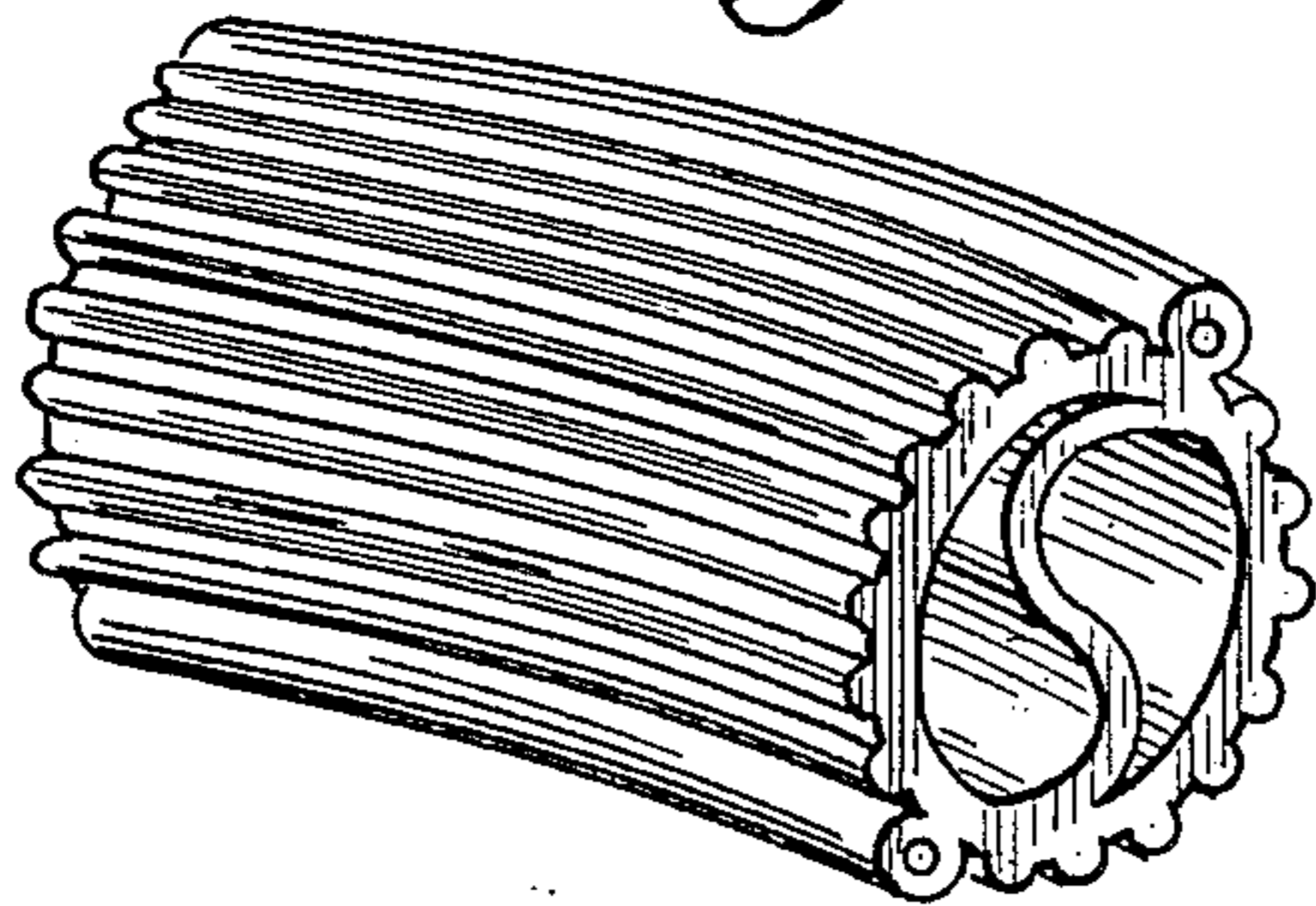


Fig. 2




Fig. 4




Fig. 3




Fig. 5




Fig. 6

