

[54] **TOOL CADDY**

[75] **Inventor: Julian Swig, Oakland, Calif.**

[73] **Assignee: Kaddies, Inc., Walnut Creek, Calif.**

[**] **Term: 14 Years**

[21] **Appl. No.: 197,802**

[22] **Filed: May 23, 1988**

[52] **U.S. Cl. D34/25; D34/19**

[58] **Field of Search D34/12, 17, 19, 23,
D34/24, 25; 280/79.1 A; 312/250, 125, 202;
D6/457**

[56] **References Cited**

U.S. PATENT DOCUMENTS

- | | | | | |
|------------|---------|---------|-------|--------|
| D. 145,770 | 10/1946 | Ayres | | D34/21 |
| D. 296,025 | 5/1988 | Huether | | D34/23 |
| 4,240,684 | 12/1980 | Henning | | D34/19 |

4,258,962 3/1981 Slauch 312/125


Primary Examiner—Wallace R. Burke
Assistant Examiner—Kay H. Chin
Attorney, Agent, or Firm—Harris Zimmerman

[57] **CLAIM**

The ornamental design for a tool caddy, as shown and described.

DESCRIPTION

FIG. 1 is a front perspective view of a tool caddy showing my new design;
FIG. 2 is a front elevational view thereof;
FIG. 3 is a side elevational view thereof, the opposite side view being a mirror image of that shown;
FIG. 4 is a rear elevational view thereof;
FIG. 5 is a top plan view thereof;
FIG. 6 is a bottom plan view thereof; and
FIG. 7 is a front perspective view thereof with the covers in open condition.






FIG _ 1

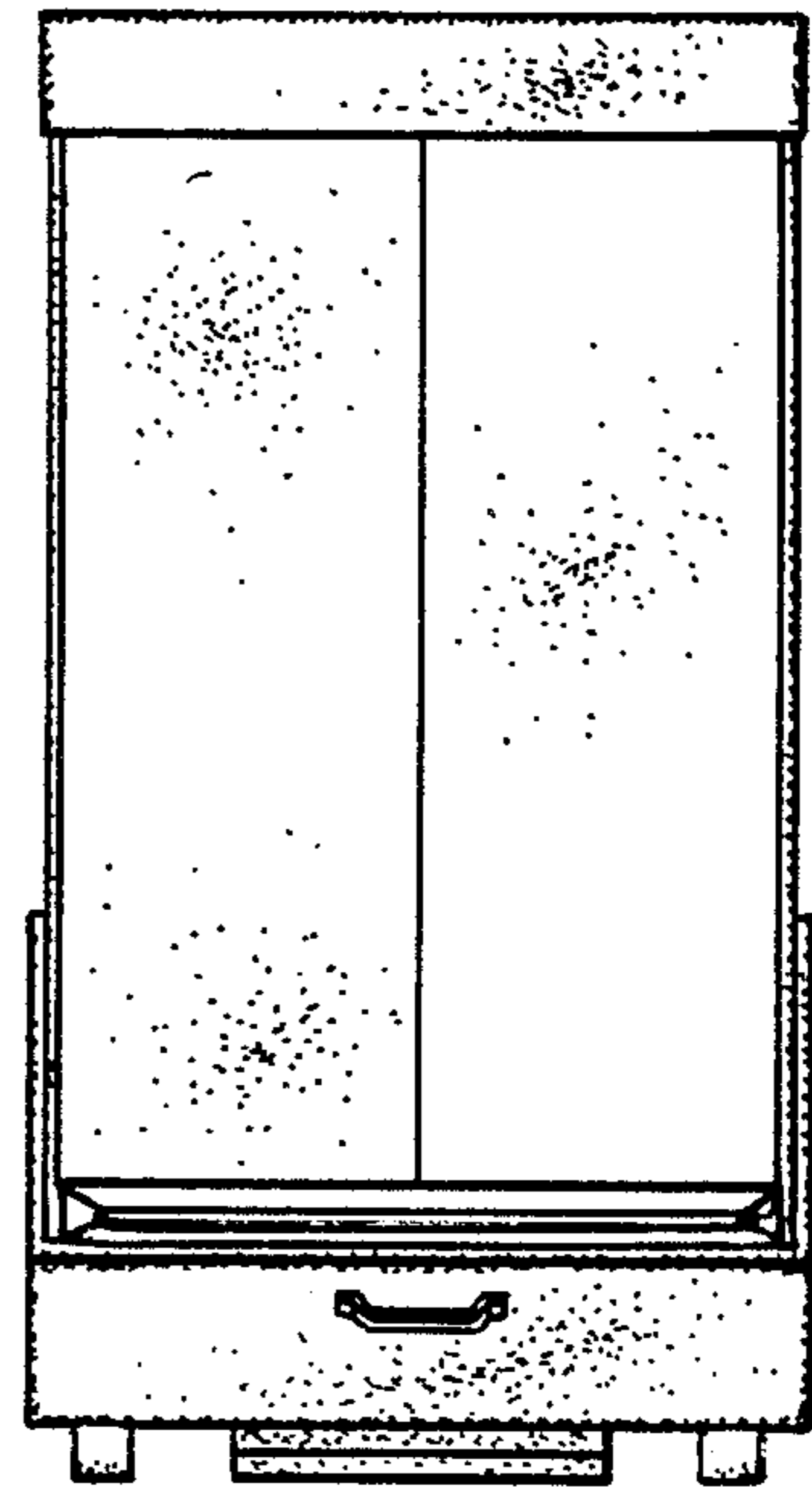


FIG _ 2

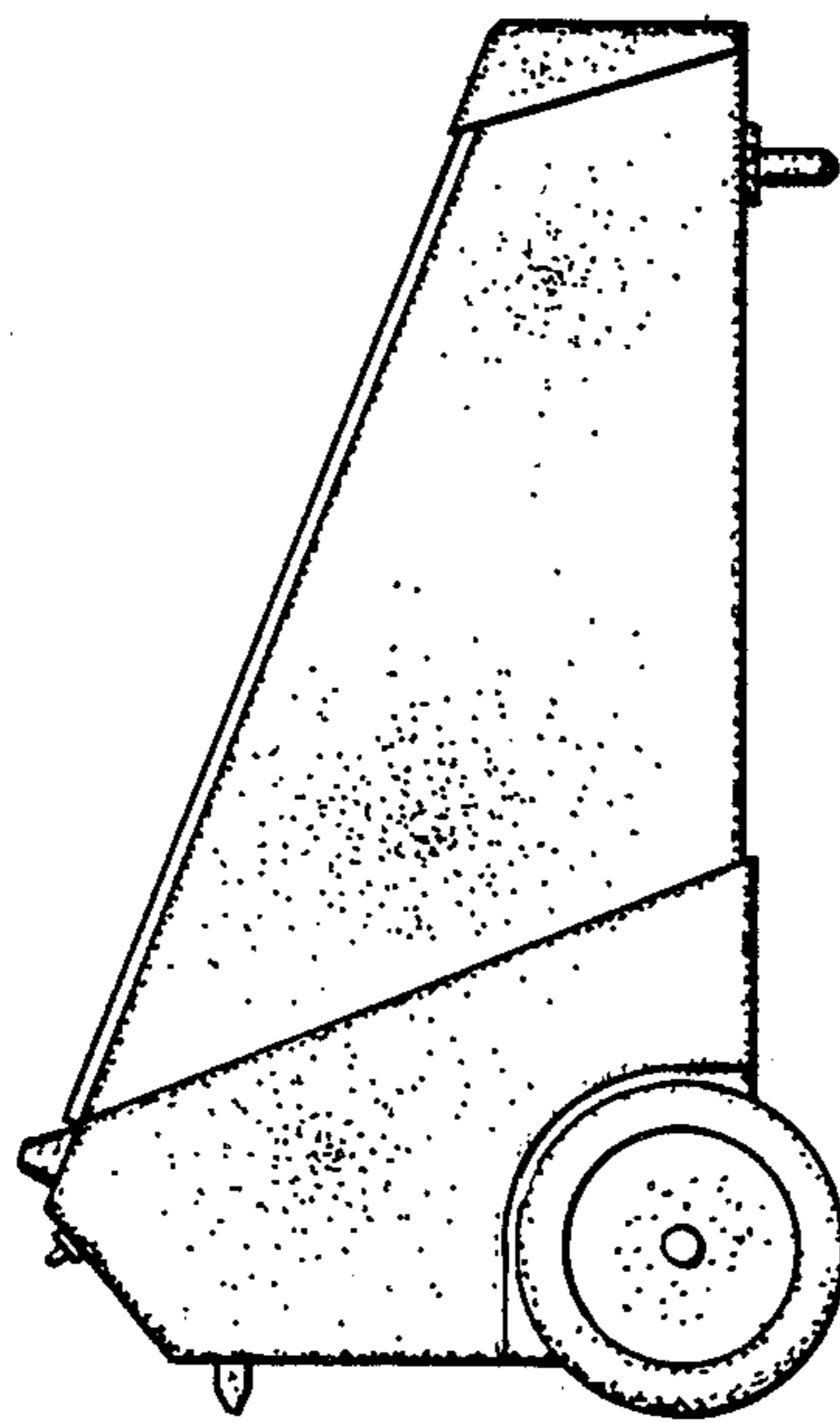


FIG _ 3

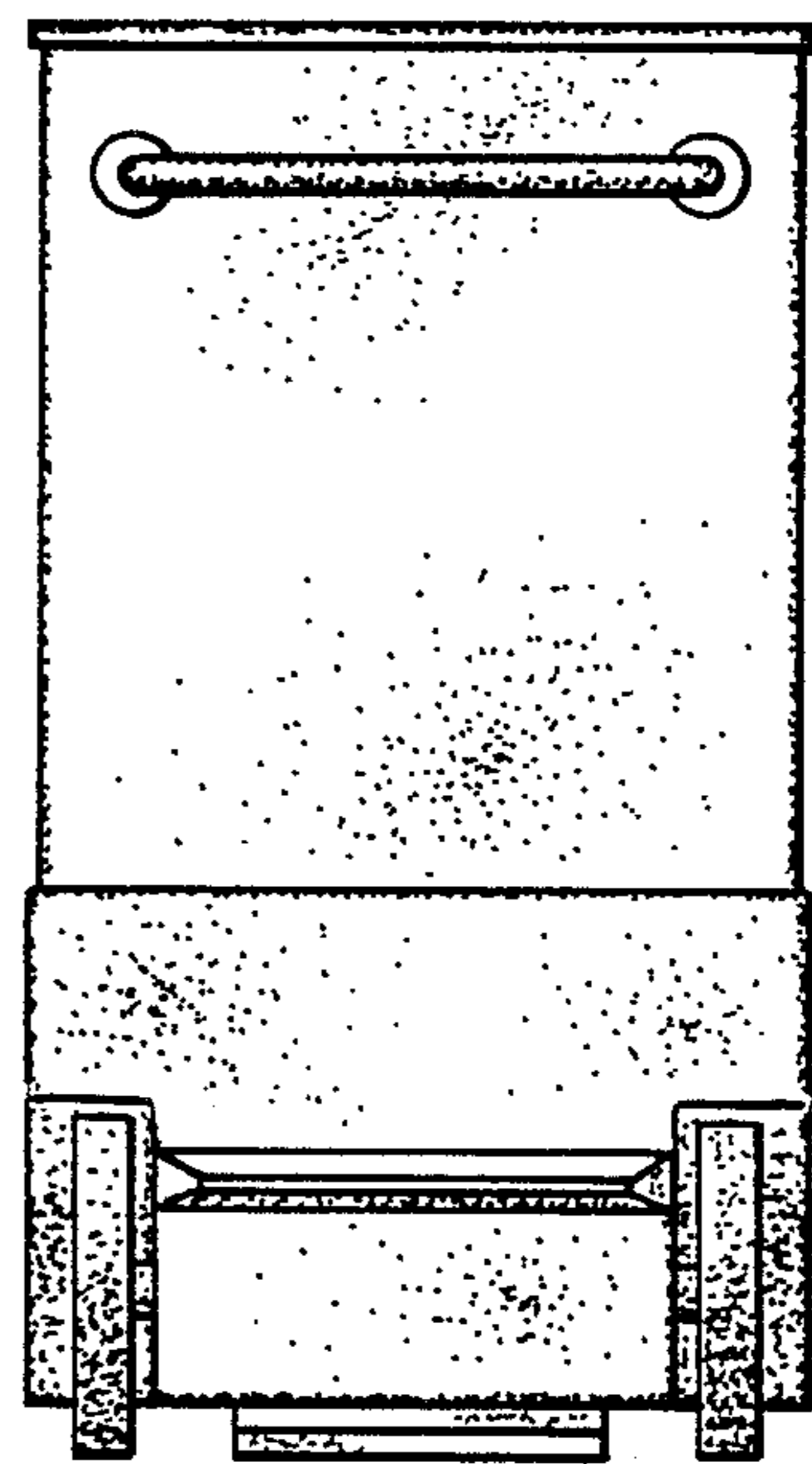


FIG _ 4




FIG _ 5




FIG _ 6




FIG _ 7