

**United States Patent** [19]  
**Edwards**

[11] **Patent Number: Des. 311,569**  
[45] **Date of Patent: \*\* Oct. 23, 1990**

[54] **CLIP TRICK AMUSEMENT DEVICE**

[76] **Inventor: Mary S. Edwards, 4822-A N. Graham St., Charlotte, N.C. 28212**

[\*\*] **Term: 14 Years**

[21] **Appl. No.: 67,461**

[22] **Filed: Jun. 29, 1987**

[52] **U.S. Cl. .... D21/241**

[58] **Field of Search ..... D21/104, 106, 240-241; 273/153 R, 155, 158, 159; 272/8 N**

[56] **References Cited**

**U.S. PATENT DOCUMENTS**

D. 22,479	5/1893	Bates	.....	D21/104
569,600	10/1896	Bates	.....	273/159
1,071,401	8/1913	Dippold	.....	273/159
1,105,878	8/1914	Celus	.....	273/159
1,944,696	1/1934	Reichl	.....	273/153 R
2,319,159	5/1943	Salomon	.....	273/287 X
3,387,847	6/1968	Boomhower	.....	273/159

3,892,411 7/1975 High ..... 273/155

**FOREIGN PATENT DOCUMENTS**

997702 2/1983 U.S.S.R. .... 273/159  
1344378 10/1987 U.S.S.R. .... 273/153 R

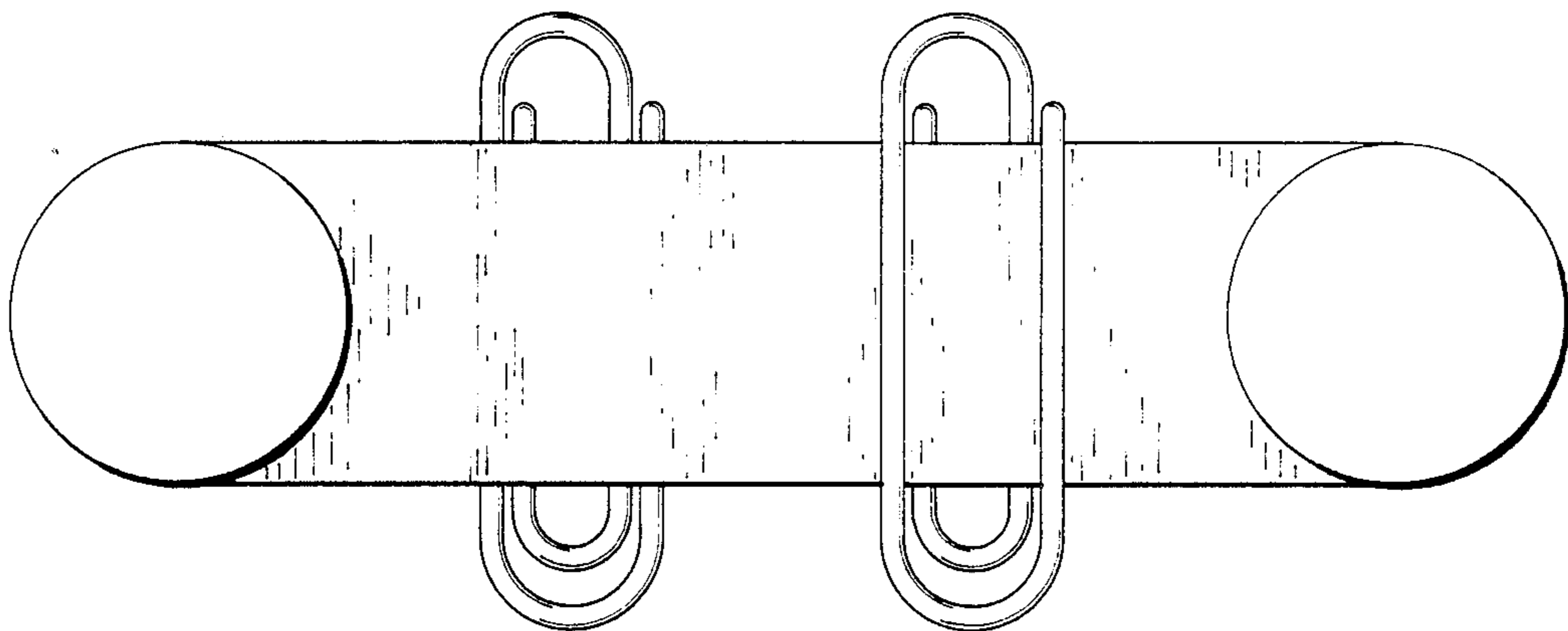
*Primary Examiner*—Bernard Ansher  
*Assistant Examiner*—C. Tuttle  
*Attorney, Agent, or Firm*—Clifton Ted Hunt

[57] **CLAIM**

The ornamental design for a clip trick amusement device, as shown.

**DESCRIPTION**

FIG. 1 is a top plan view of a clip trick amusement device showing my new design;  
FIG. 2 is a front elevational view thereof;  
FIG. 3 is a bottom view thereof;  
FIG. 4 is a rear elevational view thereof;  
FIG. 5 is a left end elevational view thereof; and  
FIG. 6 is a right end elevational view thereof.



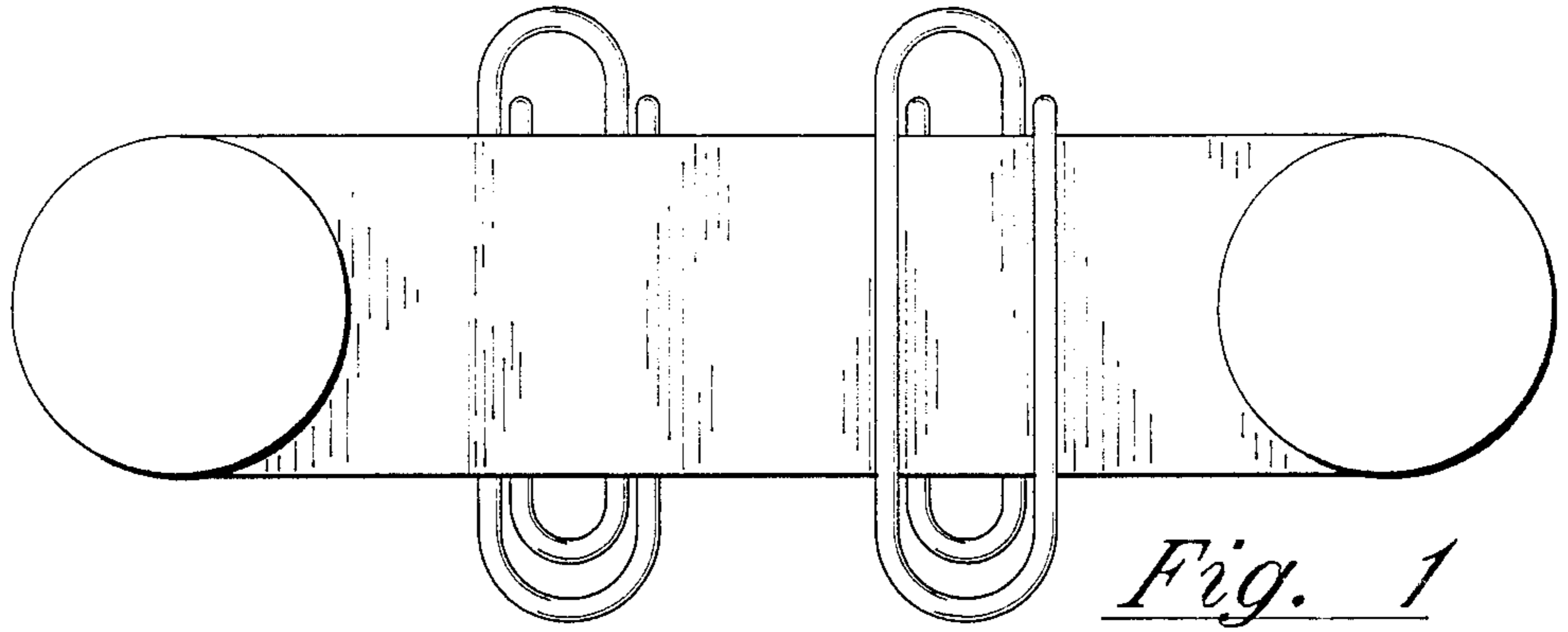


Fig. 1




Fig. 2

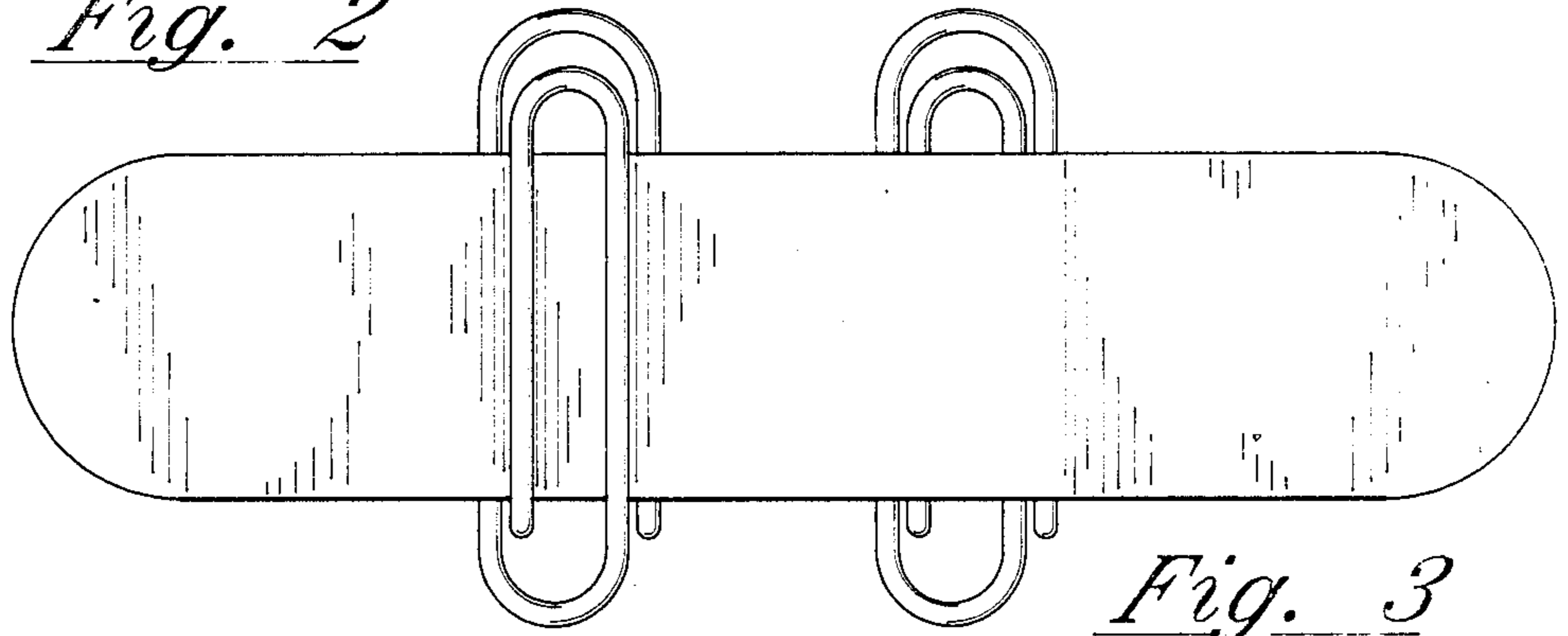


Fig. 3

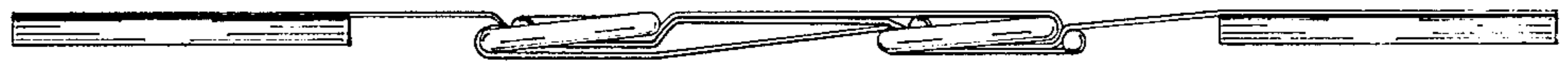


Fig. 4



Fig. 5



Fig. 6