

[54] **PORTABLE COMPUTER**

[75] **Inventors: Yukihiro Fujii; Yuichi Segawa; Jyoji Kitakaze, all of Tottori, Japan**

[73] **Assignee: Sanyo Electric Co., Ltd., Moriguchi, Japan**

[\*\*] **Term: 14 Years**

[21] **Appl. No.: 187,094**

[22] **Filed: Apr. 27, 1988**

[30] **Foreign Application Priority Data**

Nov. 11, 1987 [JP] Japan ..... 62-46200

[52] **U.S. Cl. .... D14/106**

[58] **Field of Search ..... D14/100, 105, 106, 107, D14/113, 114, 115; D18/1, 7, 11, 12; 340/700, 706, 711, 712; 341/22, 23; 364/706-710; 235/145 A, 145 R; 312/198, 208; 358/249, 254; 400/689-694**

[56] **References Cited**

**U.S. PATENT DOCUMENTS**

D. 289,763 5/1987 Fujii et al. .... D14/106  
D. 290,256 6/1987 Sapper ..... D14/106  
D. 295,176 4/1988 Nishimoto et al. .... D14/106

**FOREIGN PATENT DOCUMENTS**

650470 5/1985 Japan .  
684172 8/1986 Japan .  
685000 8/1986 Japan .  
686374 9/1986 Japan .  
697328 1/1987 Japan .

**OTHER PUBLICATIONS**

A+ Magazine, Jan. 1986, p. 8, Ator Flat Panel Display.

*Primary Examiner*—Wallace R. Burke

*Assistant Examiner*—Freda S. Nunn

*Attorney, Agent, or Firm*—Darby & Darby

[57] **CLAIM**

The ornamental design for a portable computer, as shown and described.

**DESCRIPTION**

FIG. 1 is a top, front, right side perspective view of a portable computer showing our new design;  
FIG. 2 is a top, front, right side perspective view thereof, the cover is shown in the closed position;  
FIG. 3 is a front elevational view thereof;  
FIG. 4 is a rear elevational view thereof;  
FIG. 5 is a top plan view thereof;  
FIG. 6 is a bottom plan view thereof;  
FIG. 7 is a right side elevational view thereof;  
FIG. 8 is a left side elevational view thereof.

The cover is shown in the opened position in FIGS. 1, 3, 4, 5, 7 and 8.




FIG. 1




FIG. 2

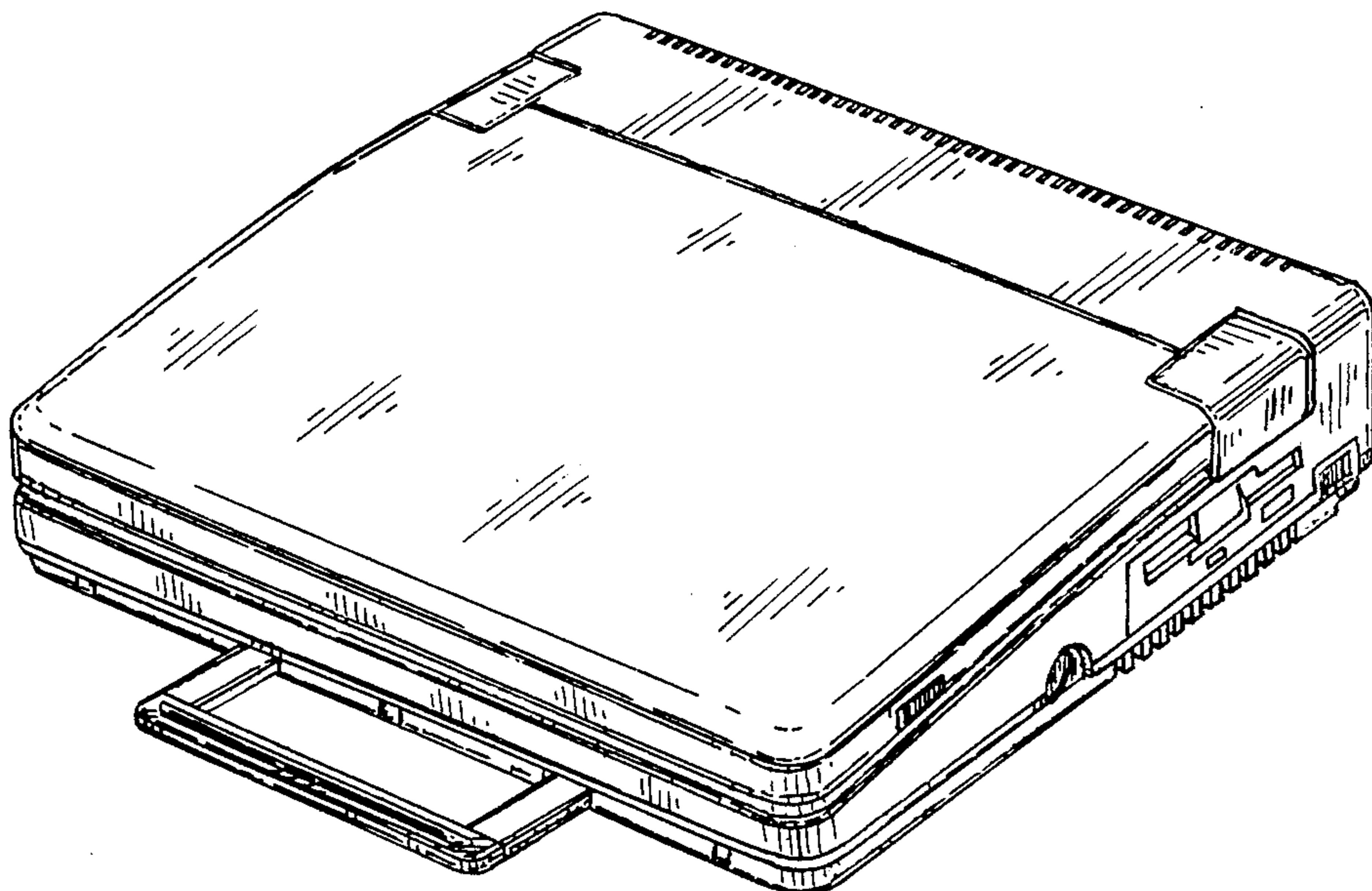


FIG. 3




FIG. 4

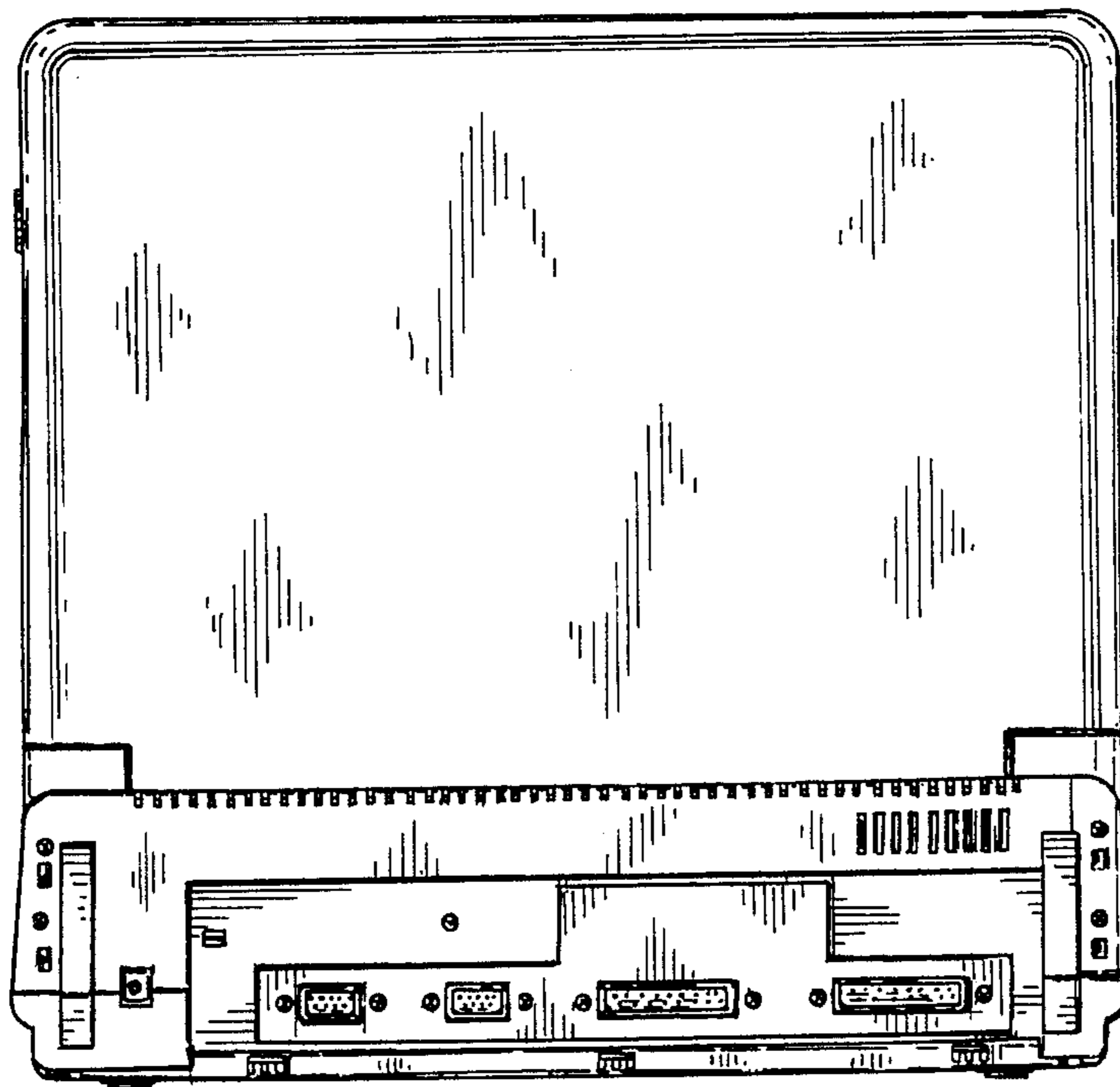


FIG. 5




FIG. 6

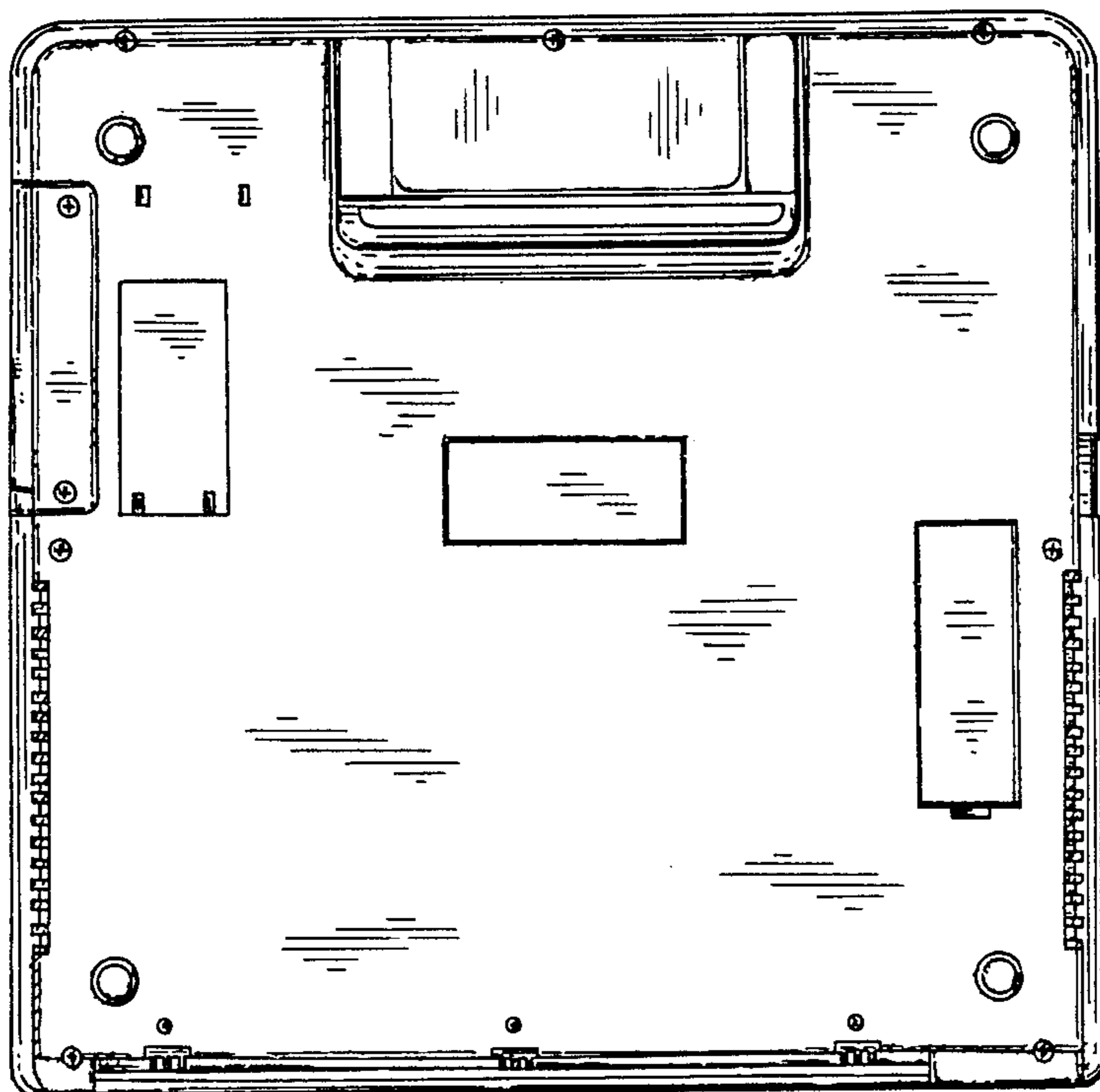


FIG. 7

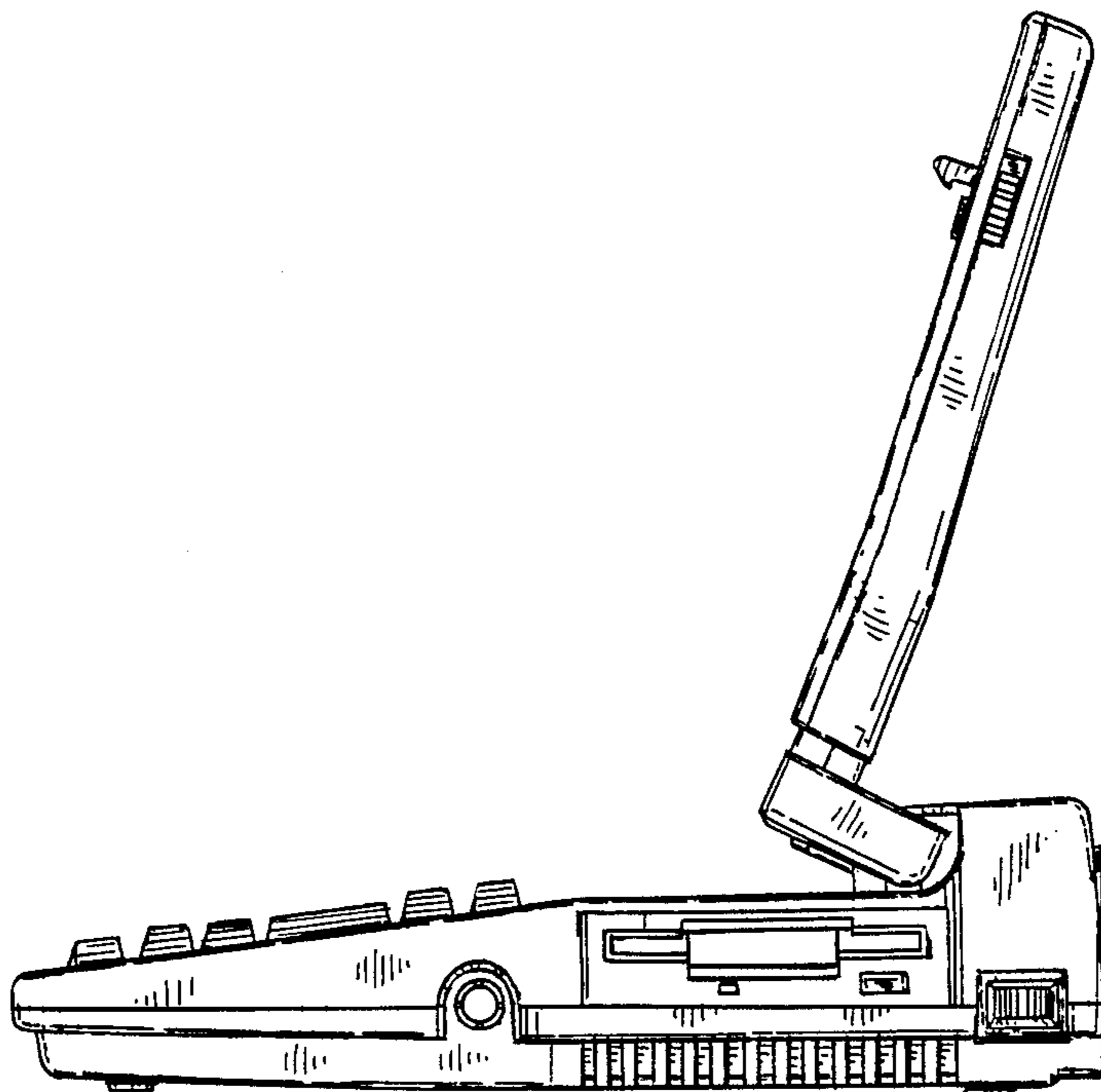


FIG. 8

