

[54] STABILIZING CUP HOLDER

[76] Inventors: Tarla A. Fallgatter; James C. Fallgatter, both of 2045 Sea Cove La., Costa Mesa, Calif. 92627

[\*\*] Term: 14 Years

[21] Appl. No.: 50,219

[22] Filed: May 15, 1987

[52] U.S. Cl. .... D7/619

[58] Field of Search ..... D7/70, 71, 45; D9/455; 248/311.2, 346.1; 220/85 H; 215/100 R, 100 A, 100.5; D21/208

[56] References Cited

U.S. PATENT DOCUMENTS

- D. 35,477 12/1901 Gnuchtel ..... D7/9
- D. 134,809 1/1943 Lebhar, Jr. .
- D. 186,616 11/1959 Alex ..... D7/70
- D. 200,673 3/1965 Warden et al. .
- D. 222,375 10/1971 Bencik .
- D. 274,880 7/1984 Bentson ..... D7/70
- 1,485,159 2/1924 Bartholomew .
- 1,593,602 7/1926 Scharphuis .
- 1,657,664 1/1928 Dexter .
- 1,675,335 7/1928 Drevitson ..... D21/208 X

- 2,070,414 2/1937 Snell .
- 2,534,614 12/1950 Michael .
- 2,782,616 2/1957 Eron .
- 3,393,892 7/1968 Buck .
- 4,290,573 9/1981 Shapiro .
- 4,412,644 11/1983 LaFever .

OTHER PUBLICATIONS

The Beckley-Ralston Co., 1928, K-D Tee Mold D21/208.

Spalding Catalog, 1903-04, Badger's Paper Golf Tee No. 4.

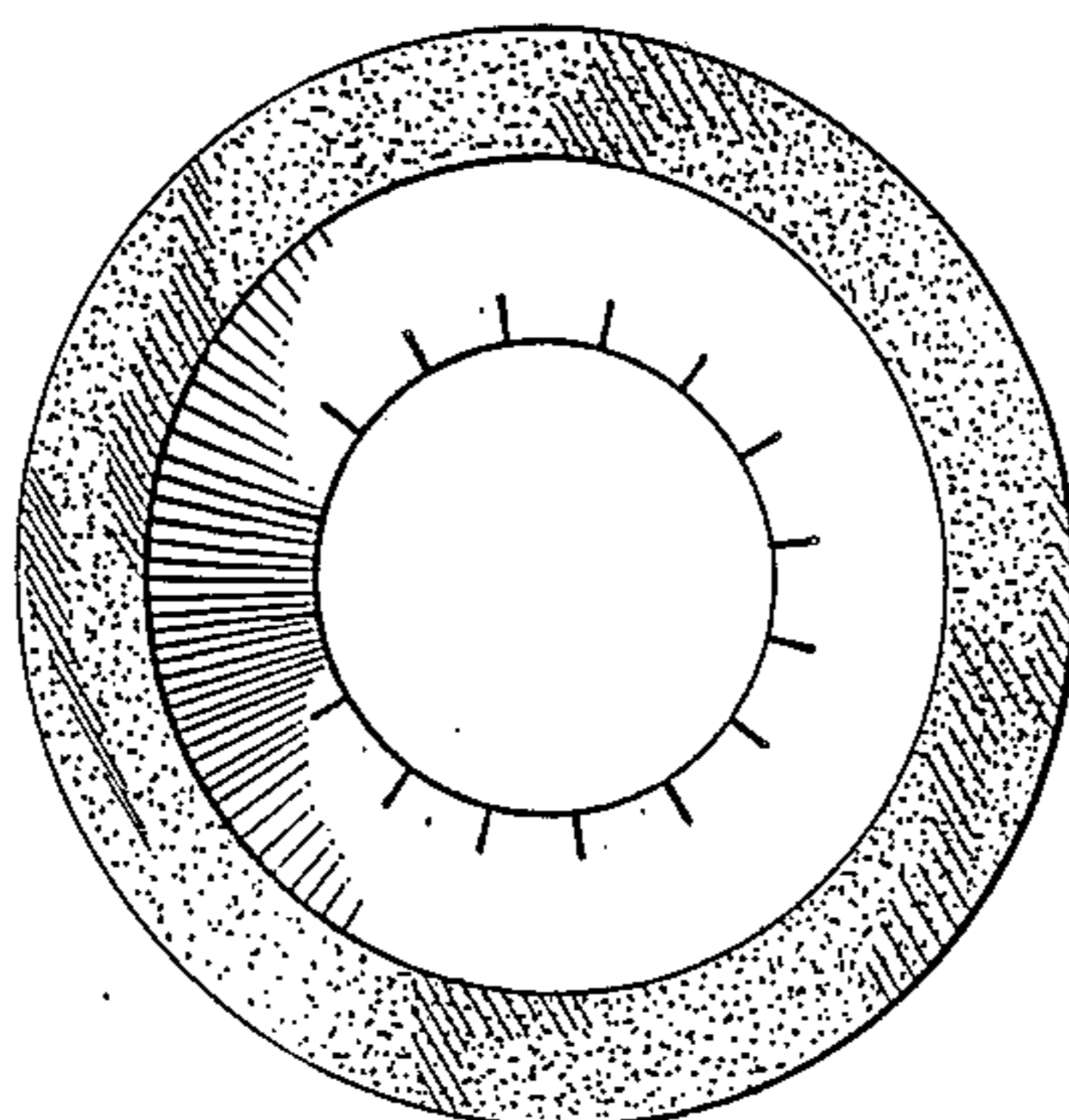
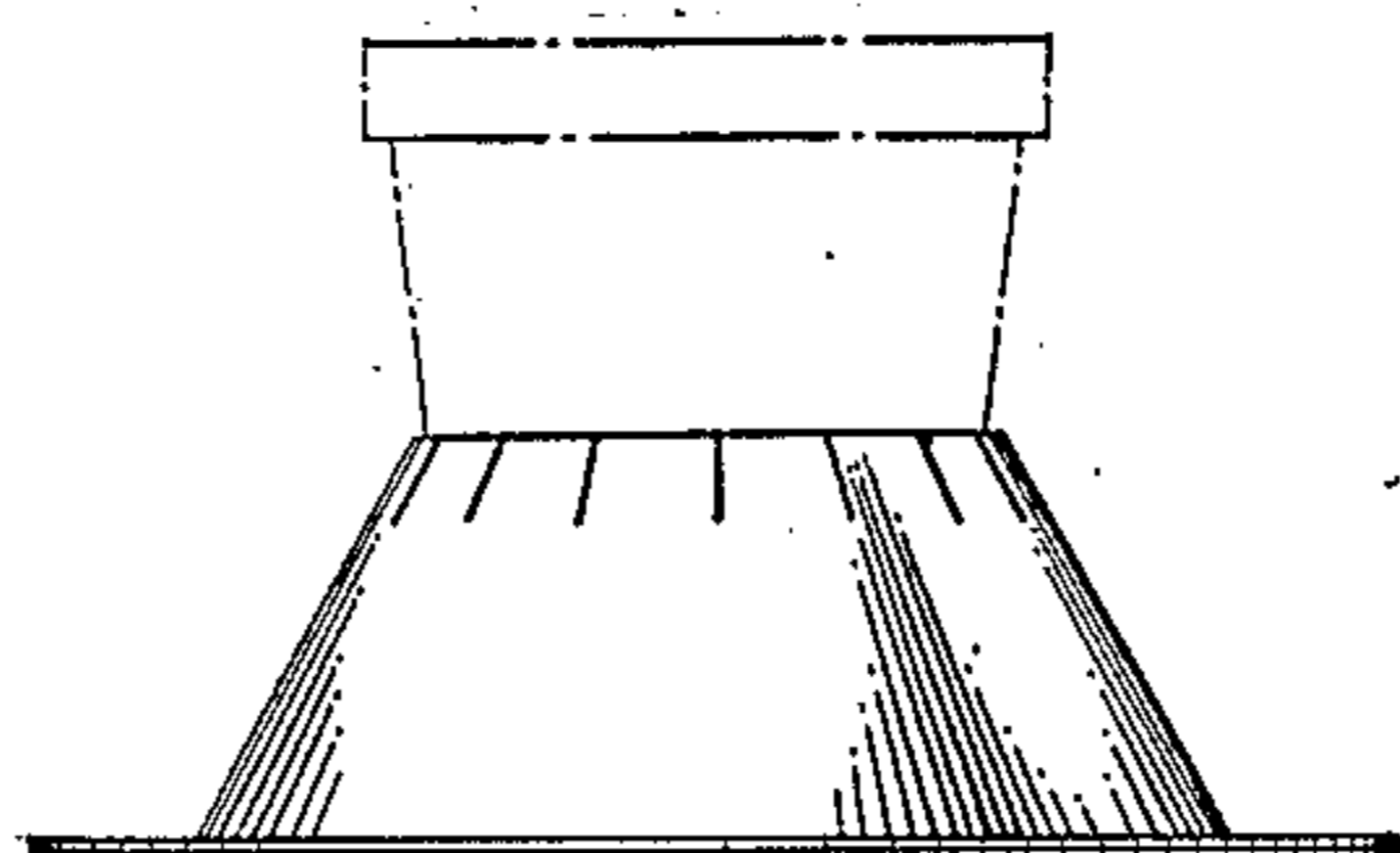
Primary Examiner—Bernard Ansher  
Assistant Examiner—Terry A. Pfeffer  
Attorney, Agent, or Firm—Samuel Meerkreebs

[57] CLAIM

The ornamental design for a stabilizing cup holder, as shown and described.

DESCRIPTION

FIG. 1 is a side elevational view of a stabilizing cup holder showing our new design, the remaining sides being a mirror image, the cup shown in broken lines for illustrative purposes only; and FIG. 2 is a bottom plan view thereof.



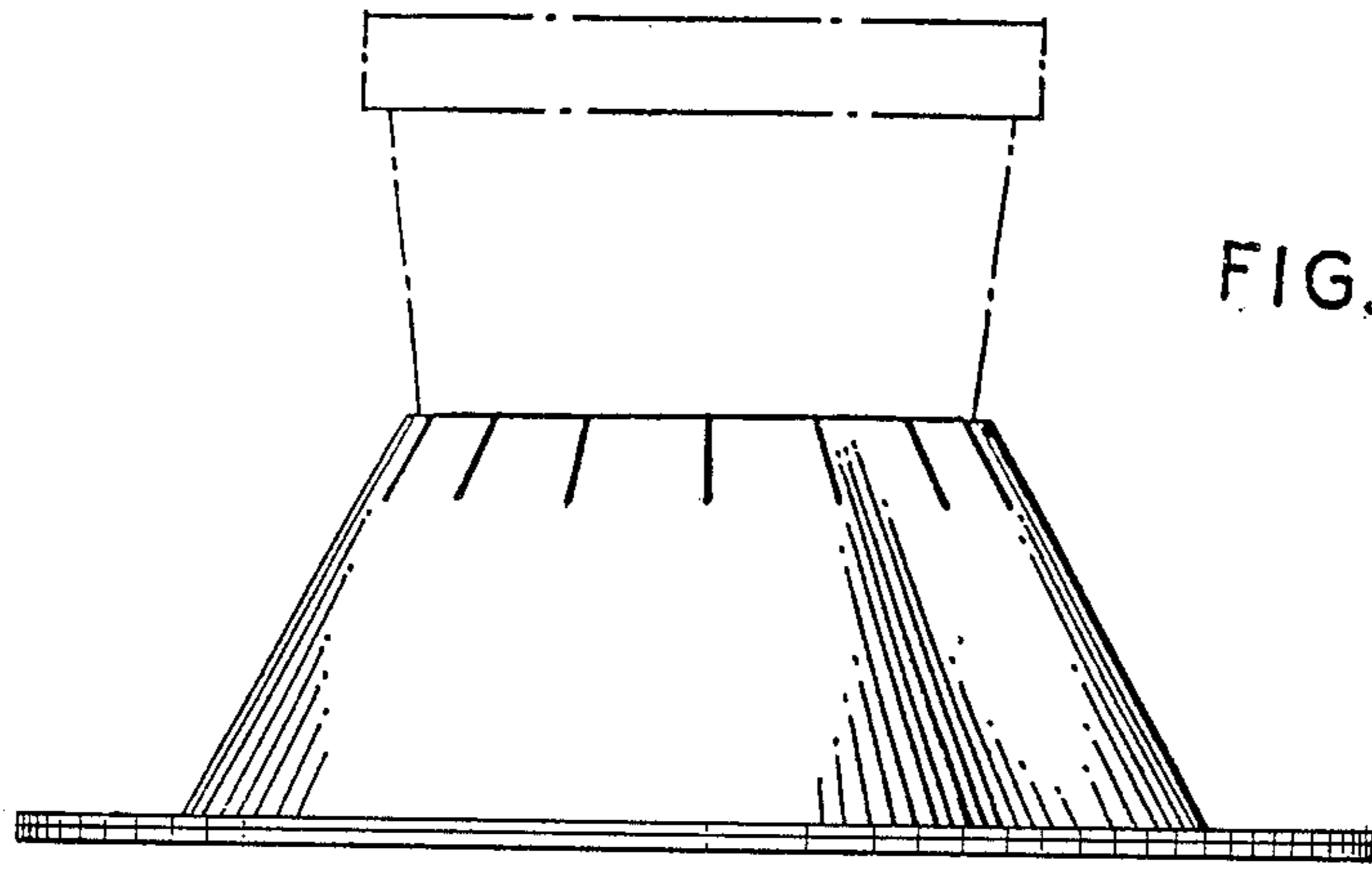


FIG. 1

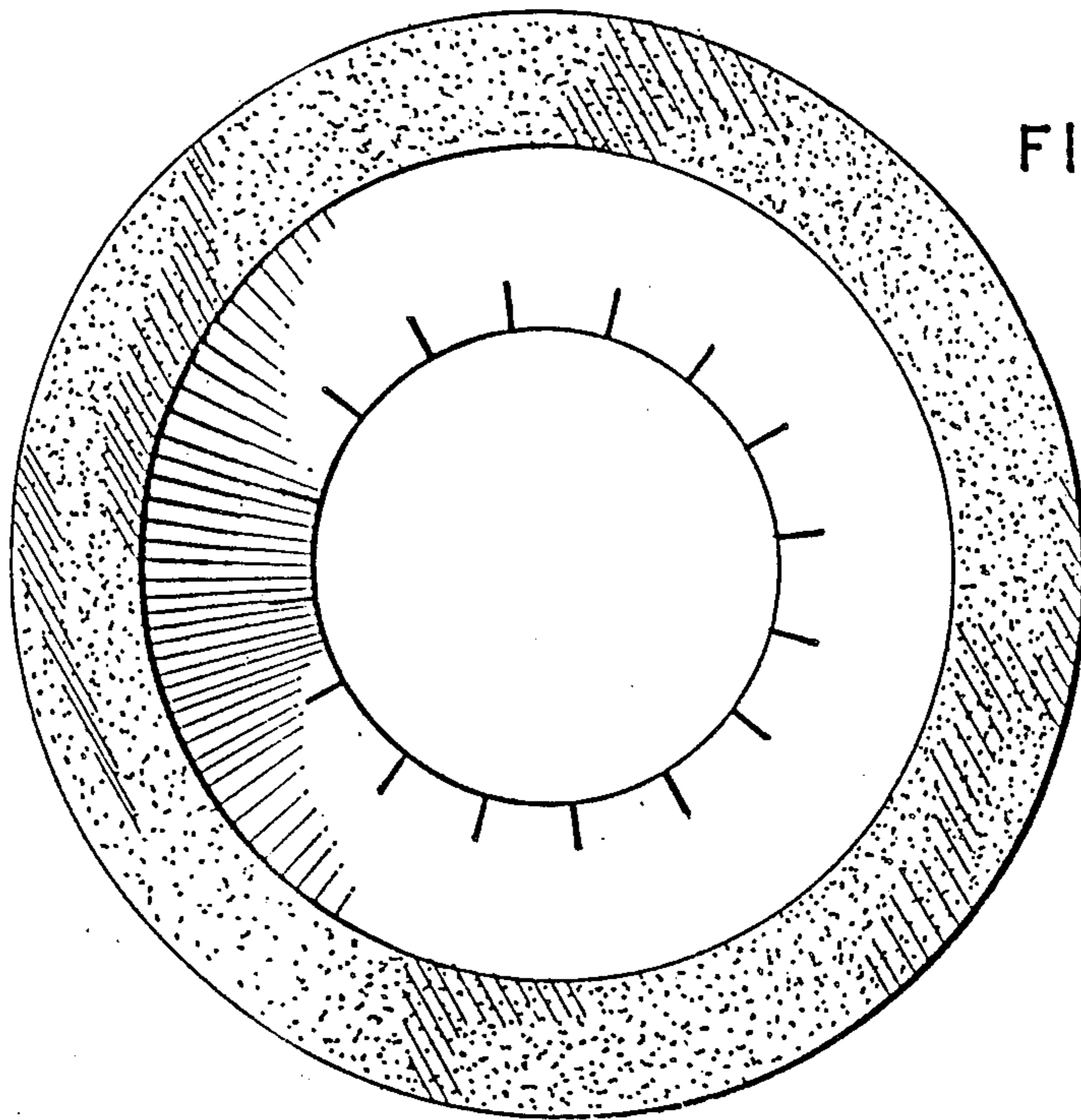


FIG. 2