

[54] **SCARF HANGER**

[76] **Inventor: Ann M. La Croix, 14 Elm Hill Dr., Rye Brook, N.Y. 10573**

[**] **Term: 14 Years**

[21] **Appl. No.: 320,241**

[22] **Filed: Mar. 6, 1989**

[52] **U.S. Cl. D6/315**

[58] **Field of Search D6/315, 318, 328, 513, D6/514; 223/85, 87; 211/113**

[56] **References Cited**

U.S. PATENT DOCUMENTS

D. 132,286	5/1942	Soukop et al.	D6/315
D. 204,342	4/1966	Larkin .	
D. 236,404	8/1975	Meckstroth .	
D. 247,084	1/1978	De Mascole et al. .	
D. 249,007	8/1978	Knobel et al. .	
D. 267,919	2/1983	Owens	D6/315
D. 281,469	11/1985	Honermann	D6/315
D. 284,716	7/1986	Honermann .	
1,851,045	3/1932	Holstein .	

1,887,710	11/1932	Davison .	
2,284,979	6/1942	Lazarus .	
2,401,835	6/1946	McFall .	
2,793,762	5/1957	Mayo .	
2,932,407	4/1960	Citron .	
3,065,946	11/1962	Berkow .	
3,081,881	3/1963	Seeger .	
3,783,995	1/1974	Tobin	223/DIG. 1
4,136,784	1/1979	Knobel et al. .	

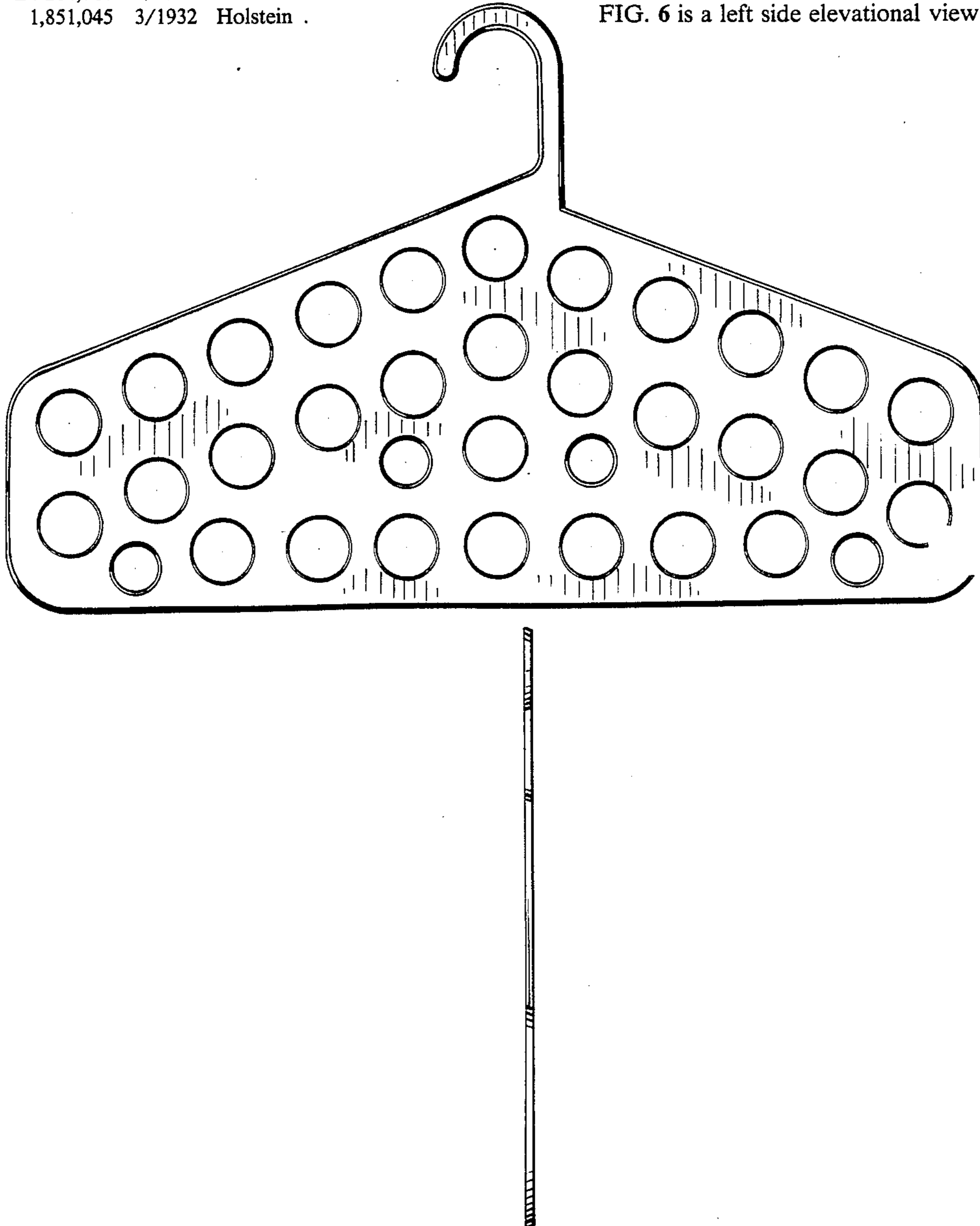
Primary Examiner—B. J. Bullock
Attorney, Agent, or Firm—Felfe & Lynch

[57] **CLAIM**

The ornamental design for a scarf hanger, as shown and described.

DESCRIPTION

FIG. 1 is a front elevational view of a scarf hanger showing my new design;
 FIG. 2 is a top plan view thereof;
 FIG. 3 is a bottom plan view thereof;
 FIG. 4 is a rear elevational view thereof;
 FIG. 5 is a right side elevational view thereof;
 FIG. 6 is a left side elevational view thereof.



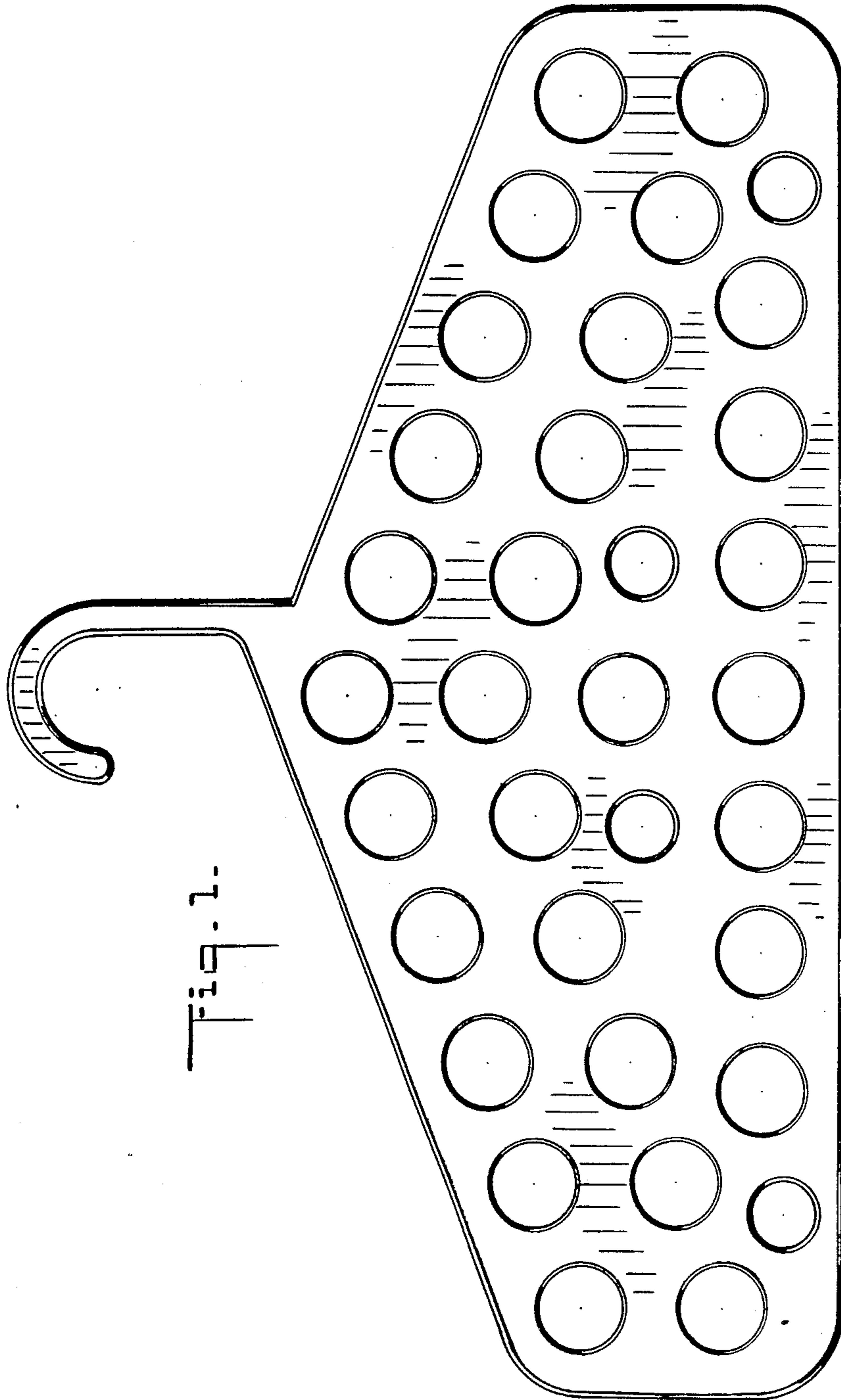


Fig. 1.

Fig. 2.



Fig. 3.



Fig. 6.

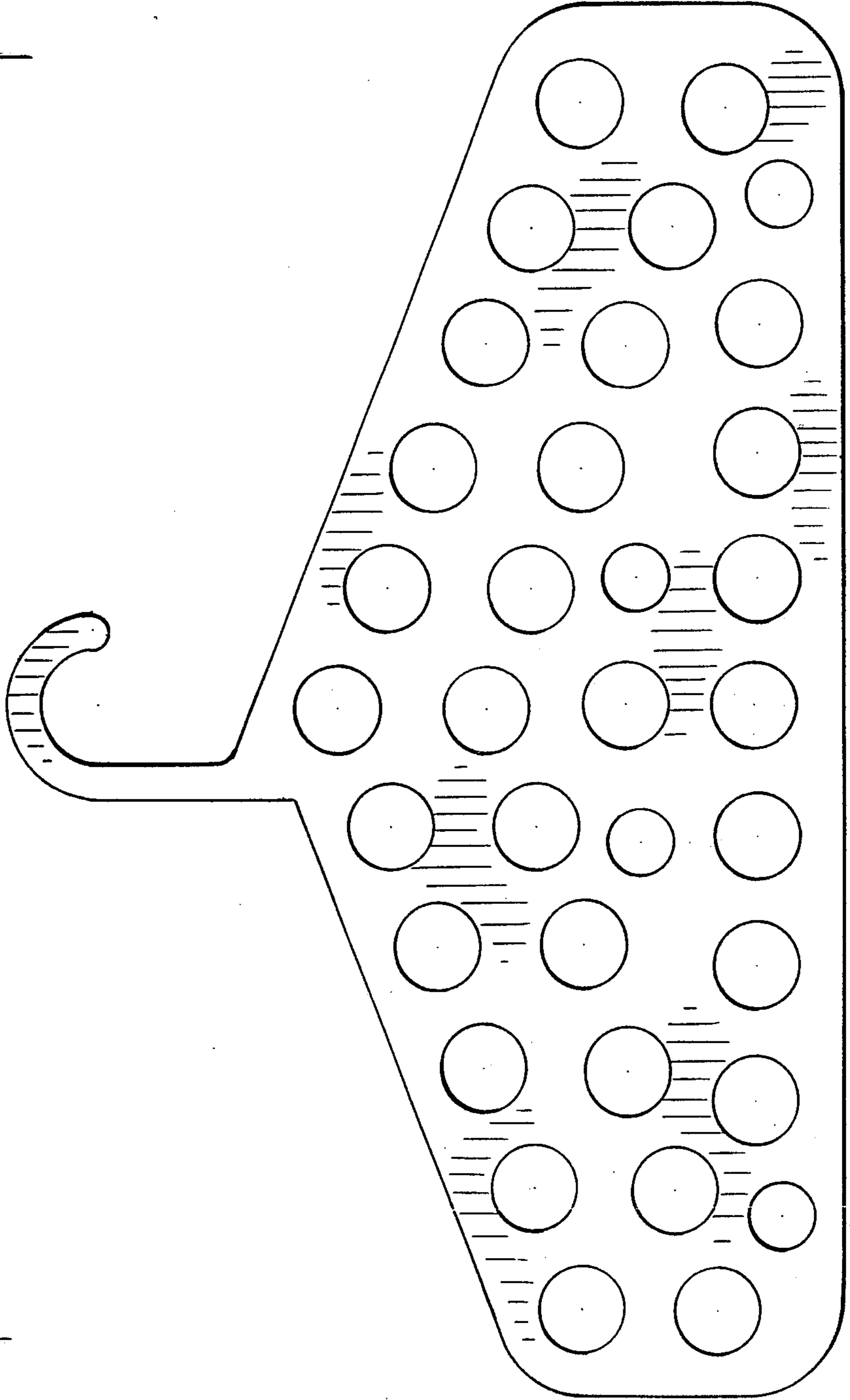


Fig. 4.

Fig. 5.

