

United States Patent [19]

Moor

[11] Patent Number: Des. 311,420

[45] Date of Patent: ** Oct. 16, 1990

[54] FOLDER FLAP

[75] Inventor: Marc L. Moor, Dayton, Ohio

[73] Assignee: The Mead Corporation, Dayton, Ohio

[**] Term: 14 Years

[21] Appl. No.: 316,103

[22] Filed: Feb. 27, 1989

4,296,945 10/1981 Pavlik 281/51
4,630,843 12/1986 Willat 281/31 X

FOREIGN PATENT DOCUMENTS

416071 7/1925 Fed. Rep. of Germany 281/15.1
1029550 12/1950 France 281/18

Primary Examiner—James M. Gandy
Assistant Examiner—Pamela J. Schmidt
Attorney, Agent, or Firm—Biebel, French & Nauman

Related U.S. Application Data

[63] Continuation-in-part of Ser. No. 247,992, Sep. 22, 1988.

[52] U.S. Cl. D19/32

[58] Field of Search D9/1, 2, 3, 4, 26, 27,
D9/28, 32, 86; 493/947; 283/70; 402/75;
206/620, 215; 229/68 R, 71, 72, 73, 92.5, 75;
281/19.1, 16, 17, 30, 29, 35, 36, 15.1, 27, 15 B,
45, 20, 23, 28, 31, 32, 33, 34, 51

[56] References Cited

U.S. PATENT DOCUMENTS

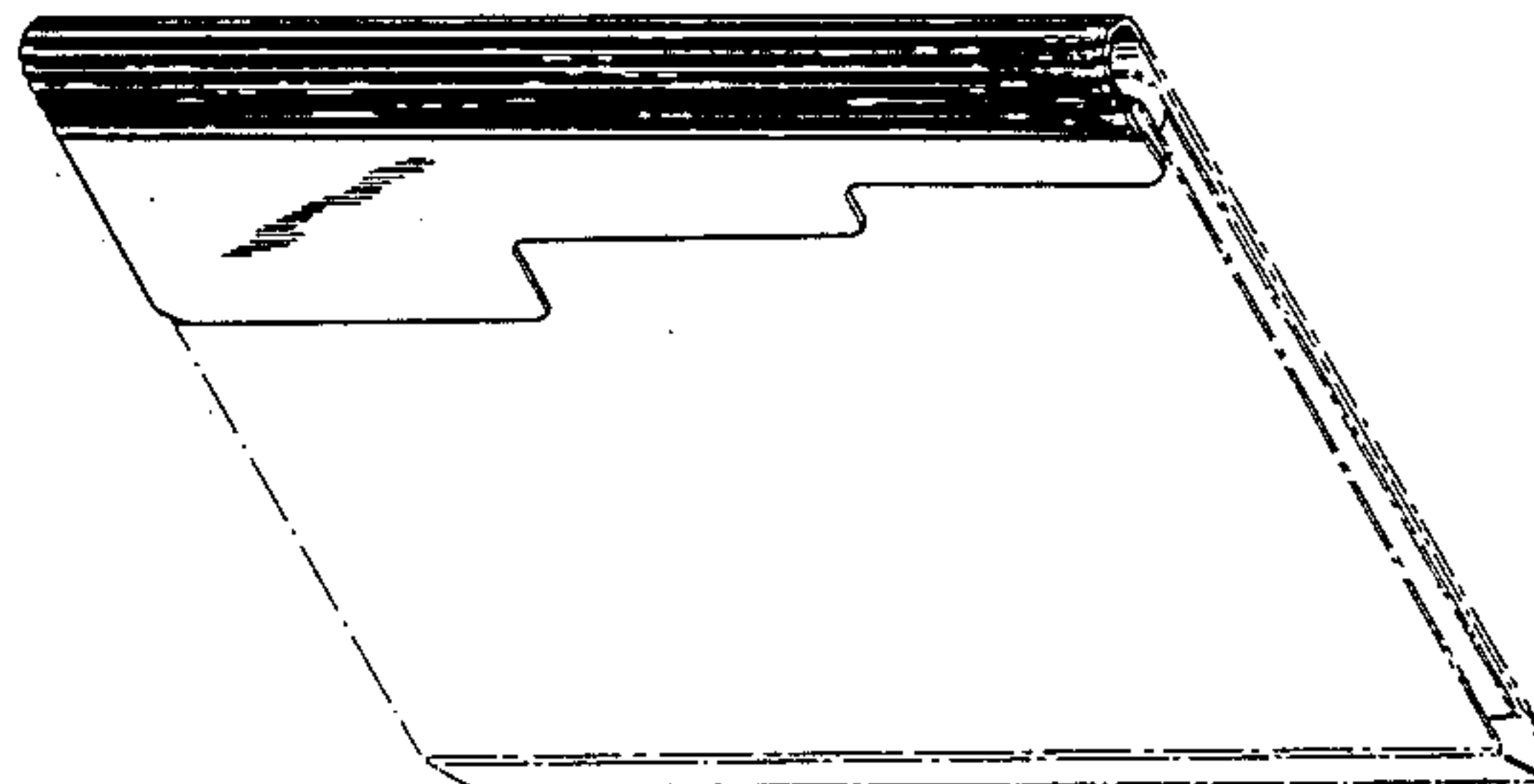
D. 182,366 3/1958 Jonas D19/86
1,016,789 2/1912 Smith 281/45
3,885,726 5/1975 Fridlund et al. 229/68 R X
3,933,294 1/1976 Meenan et al. 229/72 X

[57] CLAIM

The ornamental design for a folder flap, as shown and described.

DESCRIPTION

FIG. 1 is a front perspective view of a folder flap showing my new design;
FIG. 2 is a front elevational view thereof with the flap in an opened position;
FIG. 3 is a bottom plan view thereof;
FIG. 4 is a top plan view thereof;
FIG. 5 is a right side elevational view thereof; and
FIG. 6 is a left side elevational view thereof.
The broken line showing of FIGS. 1, 2, 3, 5 & 6 is for illustrative purposes only and forms no part of the claimed design.



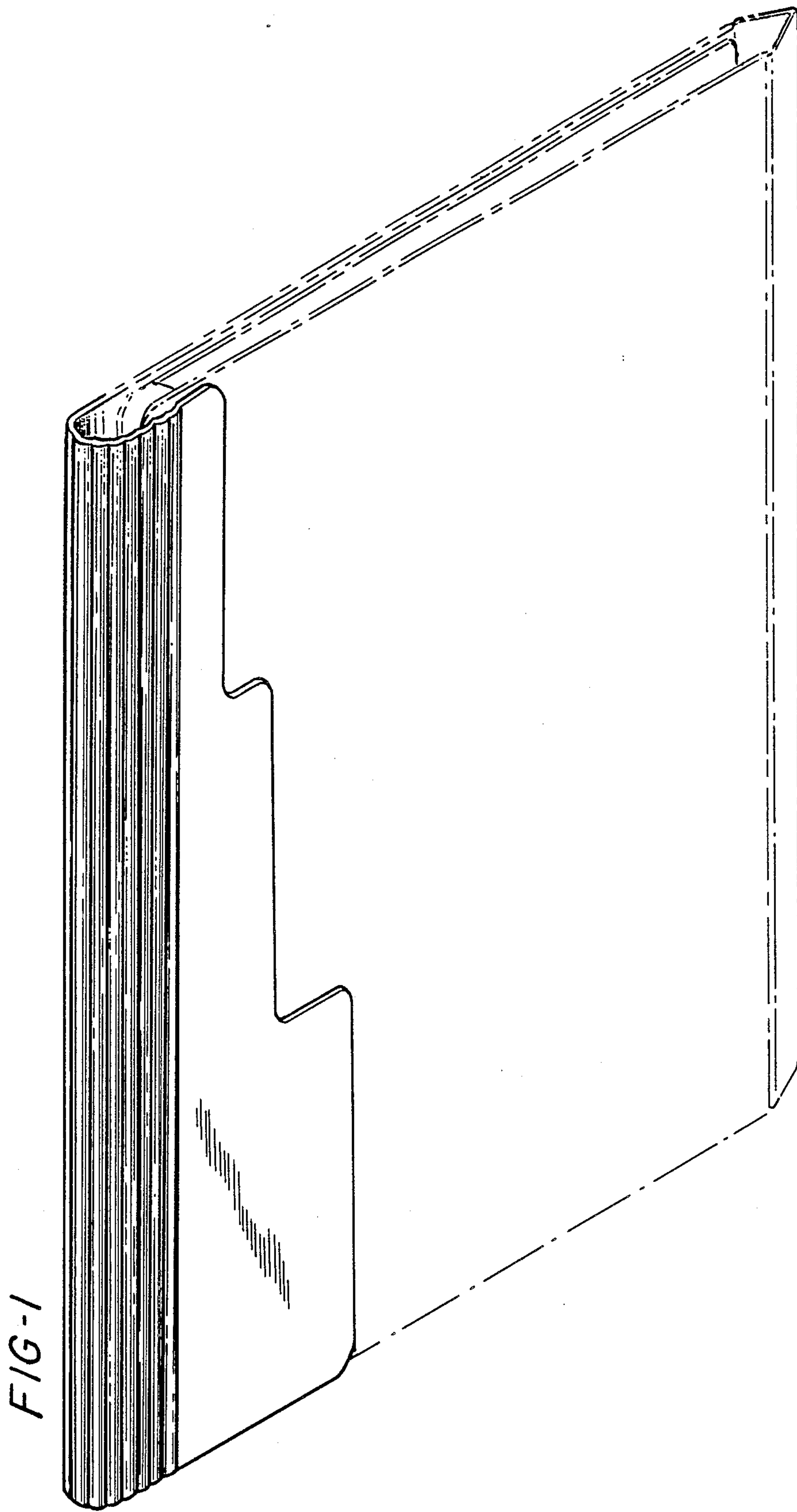


FIG-1

FIG-2

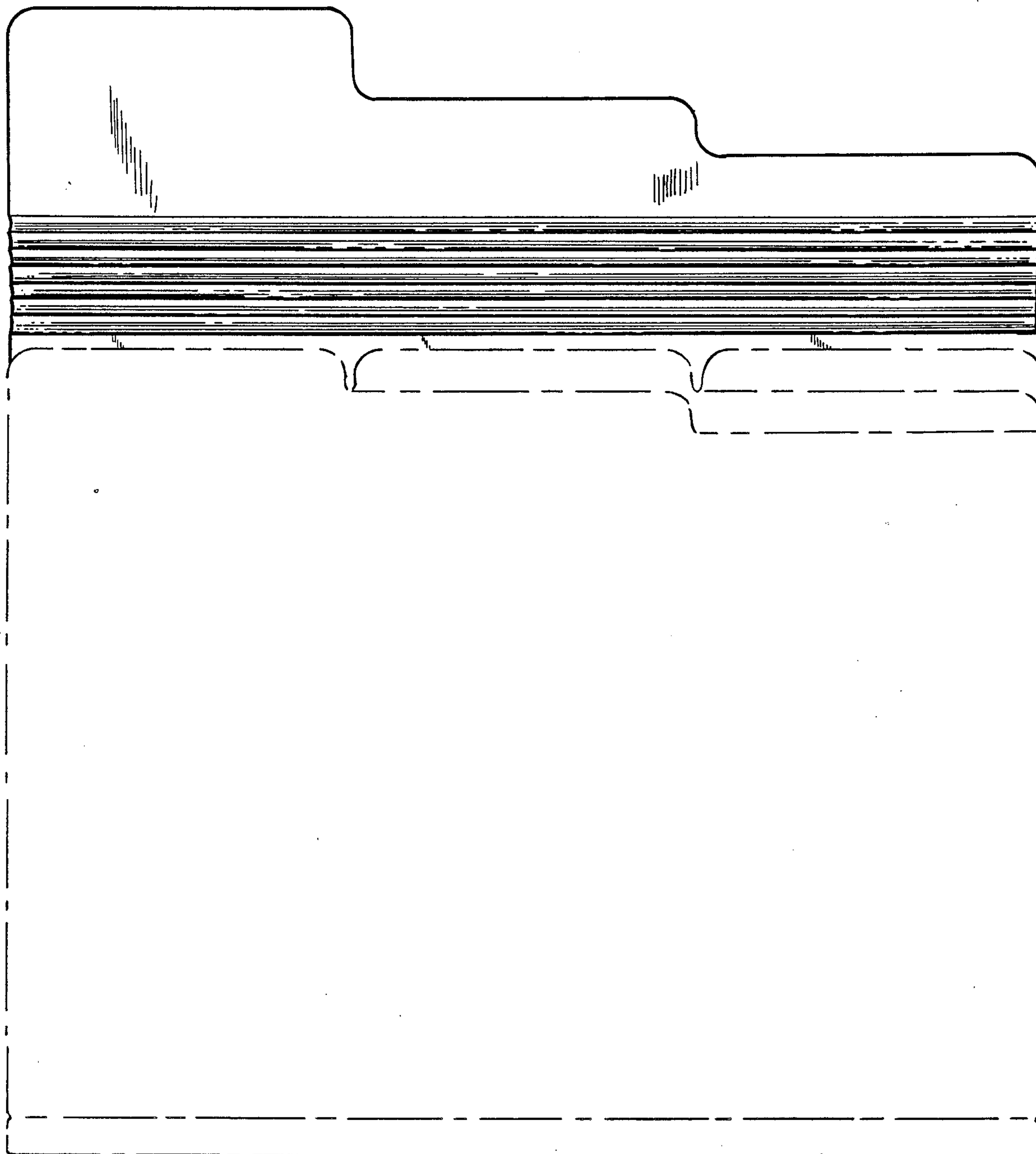


FIG-3




FIG-4




FIG-5



FIG-6

