

- [54] **COMBINED PAPER SHEETS AND APERTURE FASTENERS THEREFOR**
- [75] Inventors: Charles T. Groswith, III, Los Altos; Rickson Sun, Palo Alto, both of Calif.
- [73] Assignee: Taurus Holdings, Inc., Mountain View, Calif.
- [**] Term: 14 Years
- [21] Appl. No.: 121,764
- [22] Filed: Nov. 13, 1987
- [52] U.S. Cl. D19/26; D19/32
- [58] Field of Search D19/26, 27, 28, 29, D19/30, 31; 32, 33, 34, 34.1, 1, 2, 3, 4, 6; 40/152.1, 152, 124.1, 156, 157, 158.1, 159, 536, 537; 281/45, 19 R, 17, 47, 46, 34, 30, 38
- [56] **References Cited**
- U.S. PATENT DOCUMENTS**
- 2,232,975 2/1941 Schade 40/537
- 2,807,265 9/1957 Oliva et al. 229/68 R
- FOREIGN PATENT DOCUMENTS**
- 7306771 9/1974 France 281/45 R

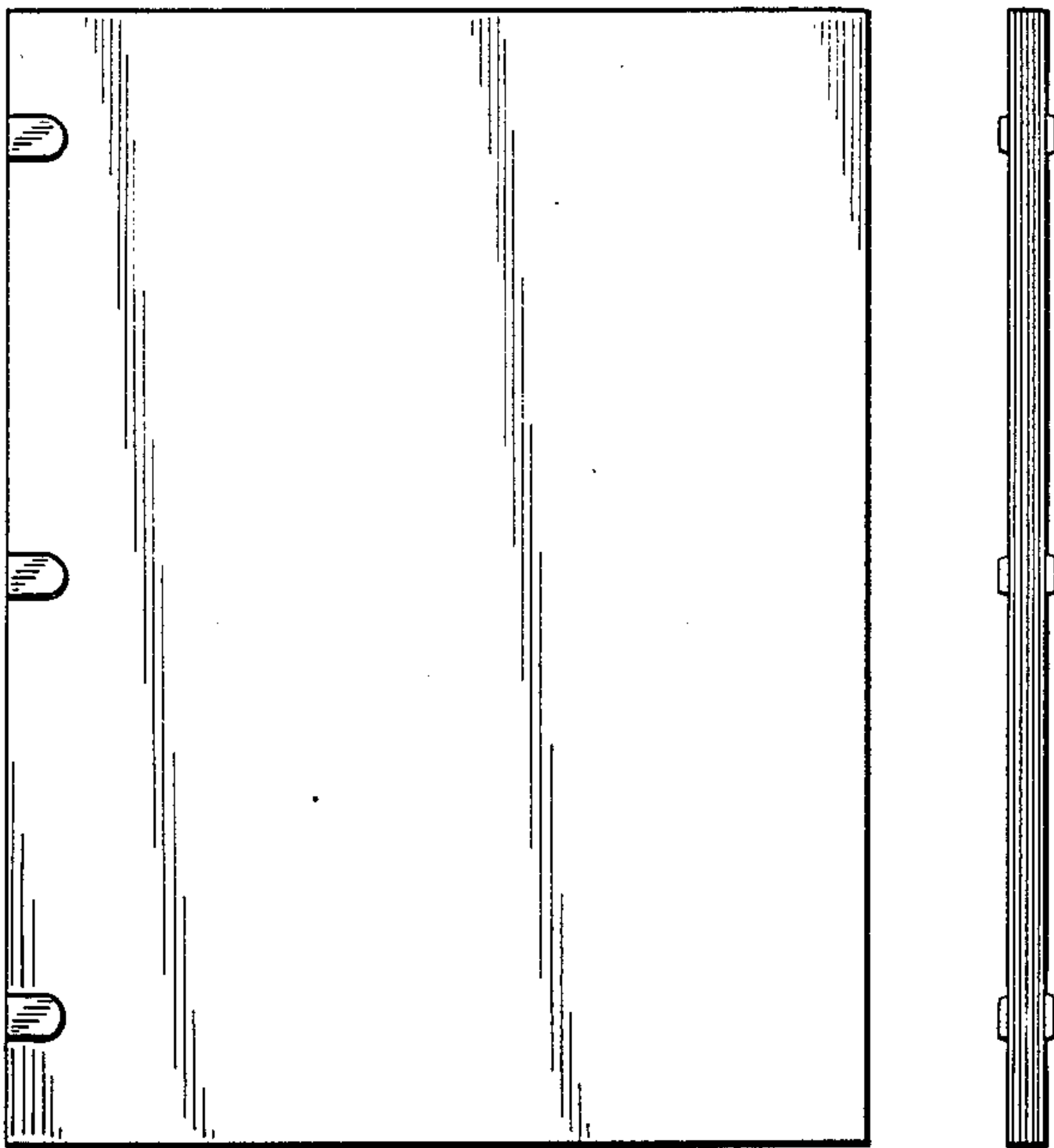
Primary Examiner—Wallace R. Burke
Assistant Examiner—Pamela J. Schmidt
Attorney, Agent, or Firm—Skjerven, Morrill, MacPherson, Franklin & Friel

[57] **CLAIM**

The ornamental design for a combined paper sheets and aperture fasteners therefor, as shown and described.

DESCRIPTION

FIG. 1 is a top plan view of a combined papers sheets and aperture fasteners therefor showing our new design;
FIG. 2 is a side elevational view as seen from the left of FIG. 1, the undisclosed side being the same in appearance;
FIG. 3 is an end elevational view thereof, the undisclosed end being the same in appearance.
FIG. 4 is a top plan view of a modified form of the design shown in FIG. 1.
The undisclosed bottom of FIGS. 1 and 4 are mirror images of the same configuration as the top plan views. The undisclosed end and side elevational views of FIG. 4 are similar to FIGS. 2 and 3, except for the number and placement of the aperture fasteners, as shown on the left margin of FIG. 4.



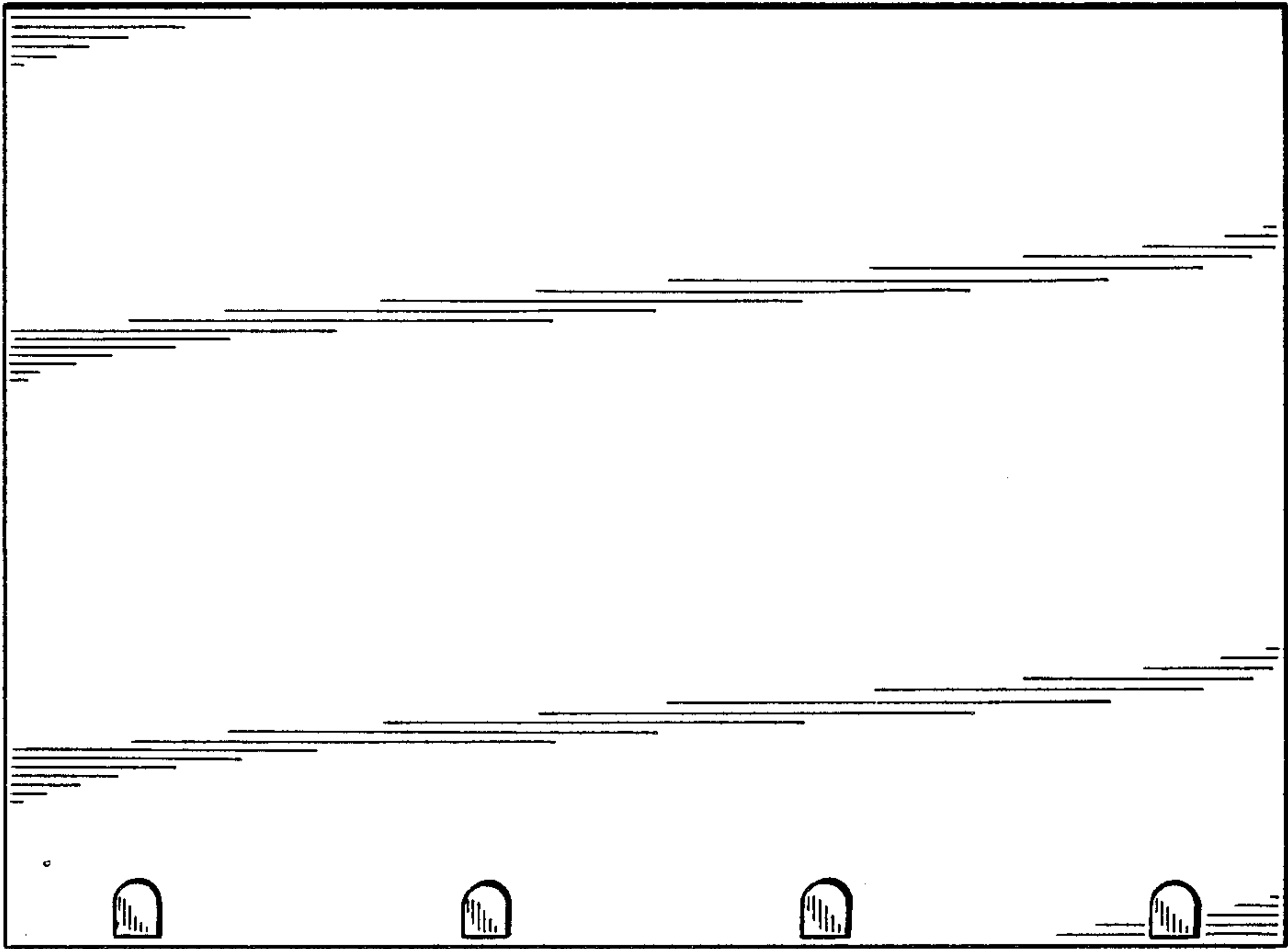


FIG. 4.



FIG. 2.

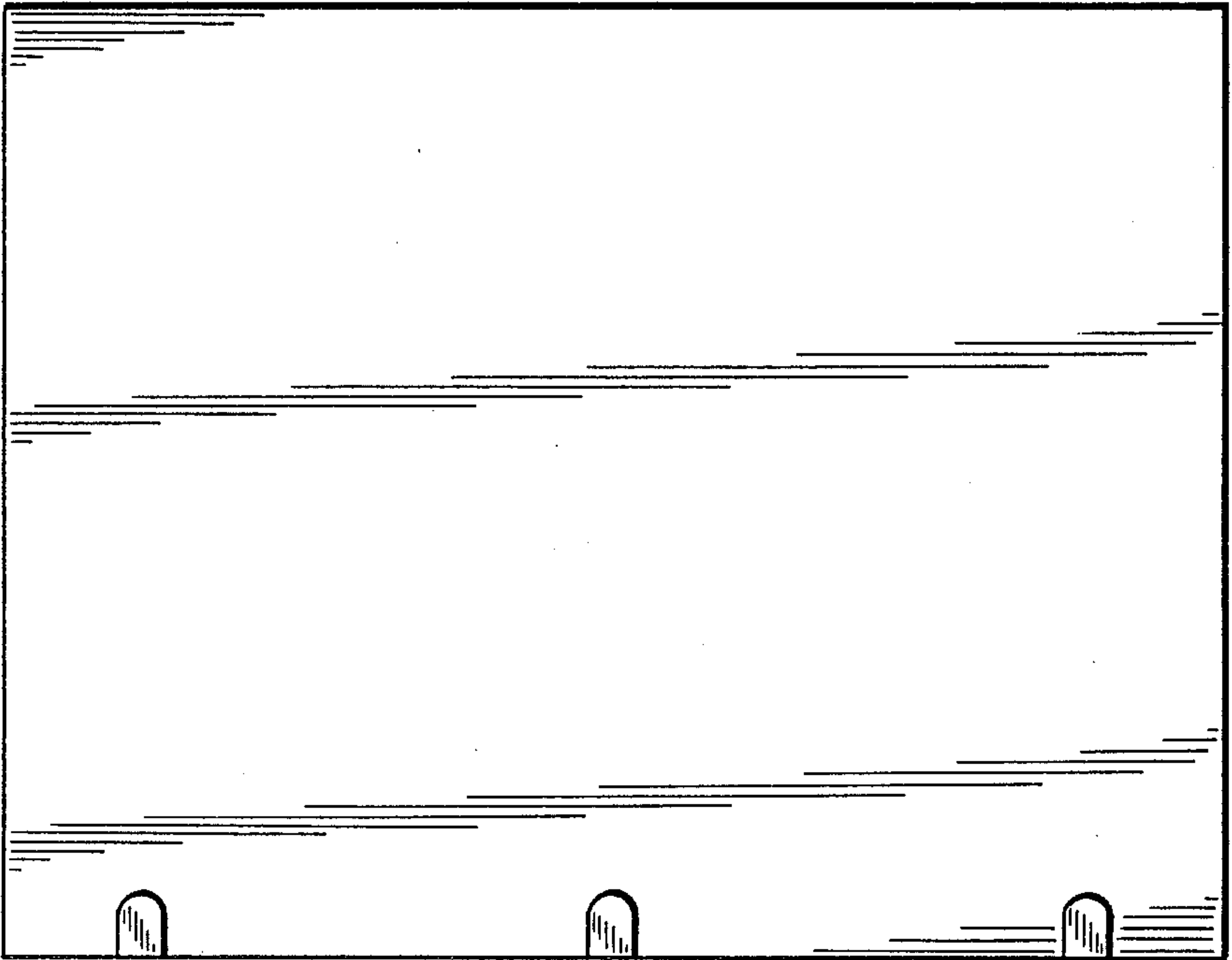


FIG. 1.

FIG. 3.

