

[54] **COPYING MACHINE**

[75] Inventors: **Mikio Kosako; Youichi Tatsuta**, both of Osaka, Japan

[73] Assignee: **Sharp Corporation**, Osaka, Japan

[**] Term: **14 Years**

[21] Appl. No.: **144,854**

[22] Filed: **Jan. 14, 1988**

[30] **Foreign Application Priority Data**

Jul. 17, 1987 [JP] Japan 62-29330

[52] U.S. Cl. **D18/39; D18/38**

[58] Field of Search **D18/13, 36-40; D14/107, 111, 114; 355/200, 210, 233, 234**

[56] **References Cited**

U.S. PATENT DOCUMENTS

D. 280,629 9/1985 Goto et al. D18/38

D. 280,630 9/1985 Kadota D18/38
D. 295,285 4/1988 Nishibori D18/39

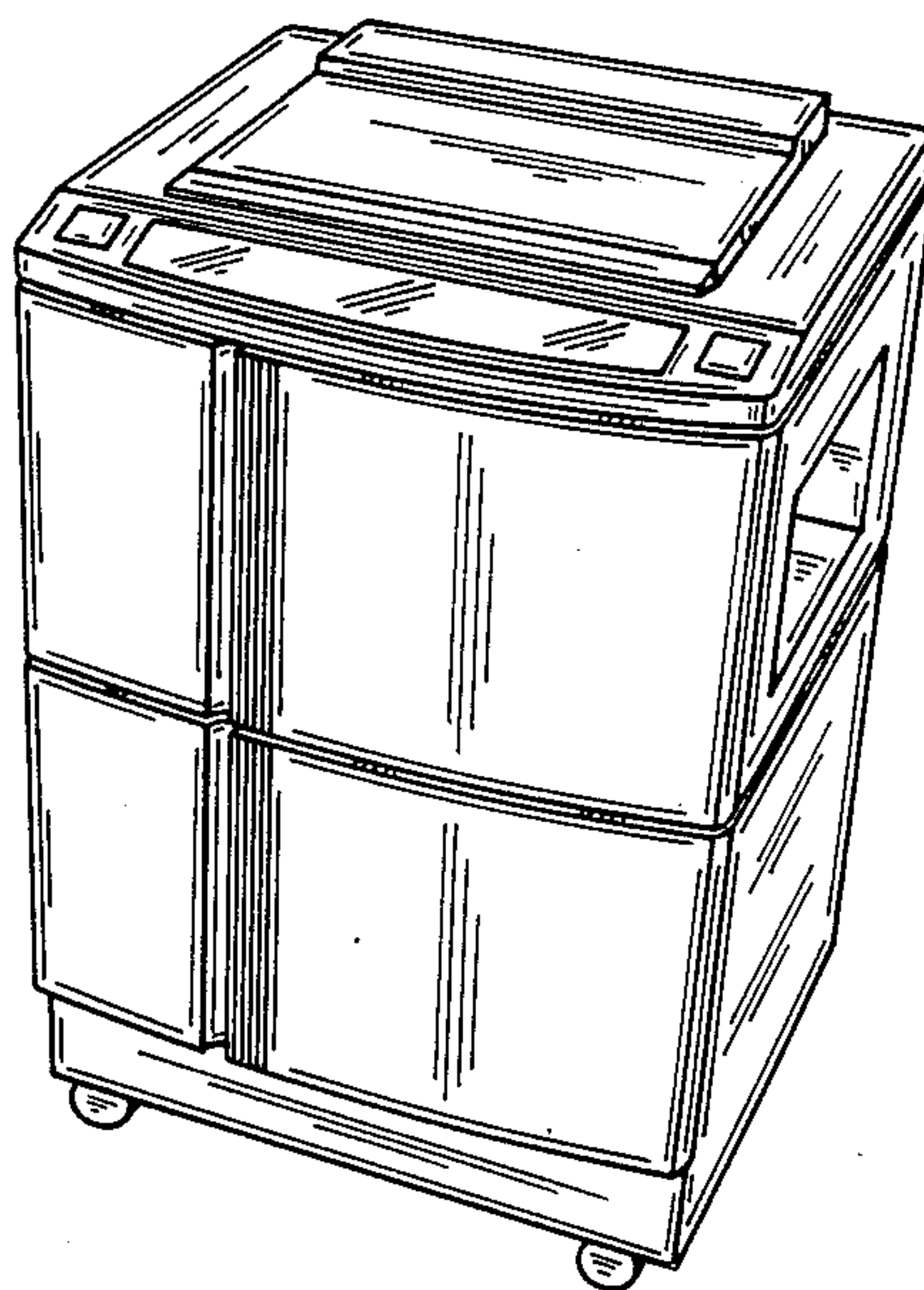
Primary Examiner—Nelson C. Holtje
Assistant Examiner—Caron D. Veynar
Attorney, Agent, or Firm—Flehr, Hohbach, Test, Albritton & Herbert


[57] **CLAIM**

The ornamental design for a copying machine, as shown and described.


DESCRIPTION

FIG. 1 is a perspective view of the copying machine showing our new design;
FIG. 2 is a front elevational view thereof;
FIG. 3 is a rear elevational view thereof;
FIG. 4 is a top plan view thereof;
FIG. 5 is a bottom plan view thereof;
FIG. 6 is a right side elevational view thereof; and
FIG. 7 is a left side elevational view thereof.

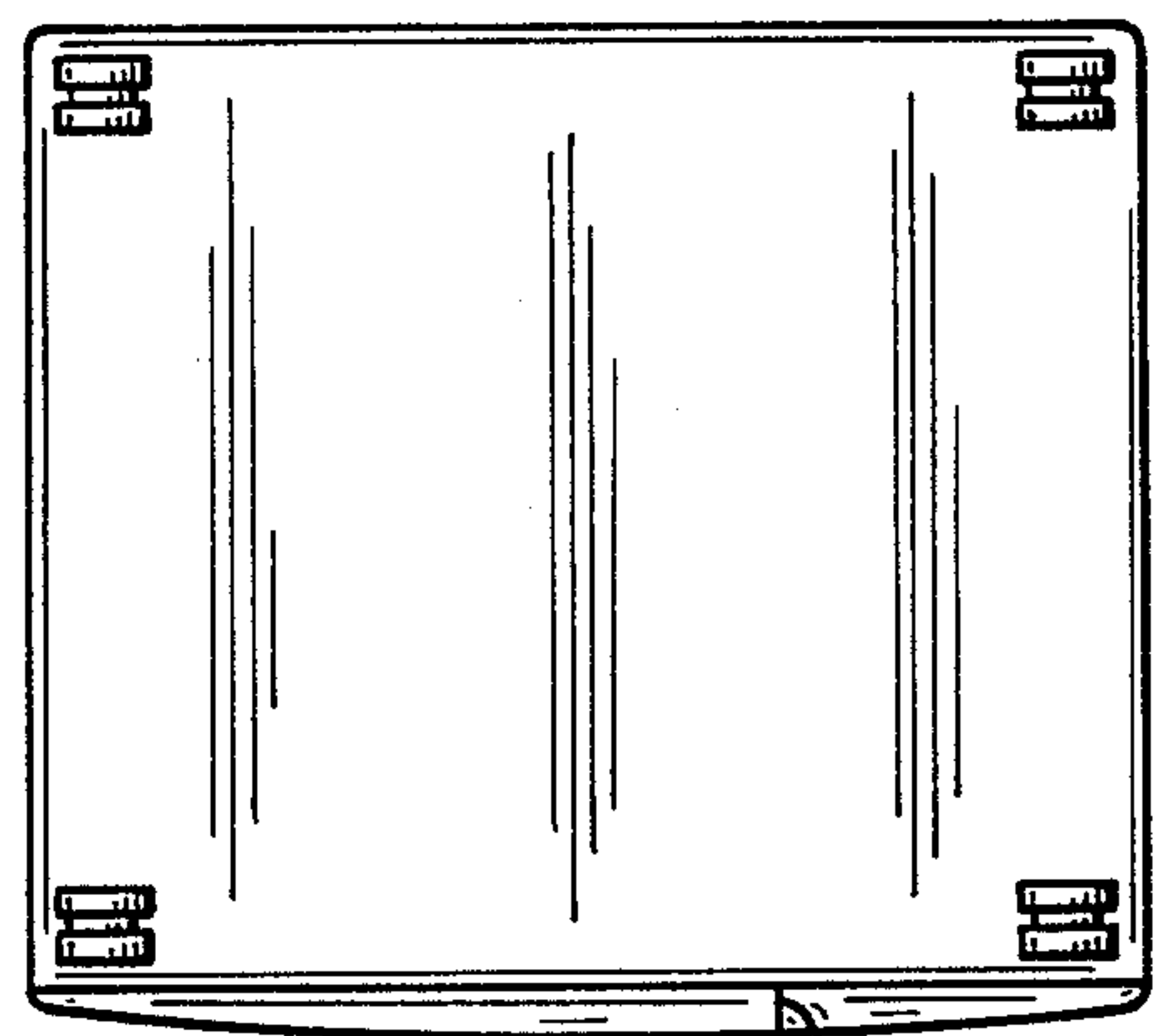




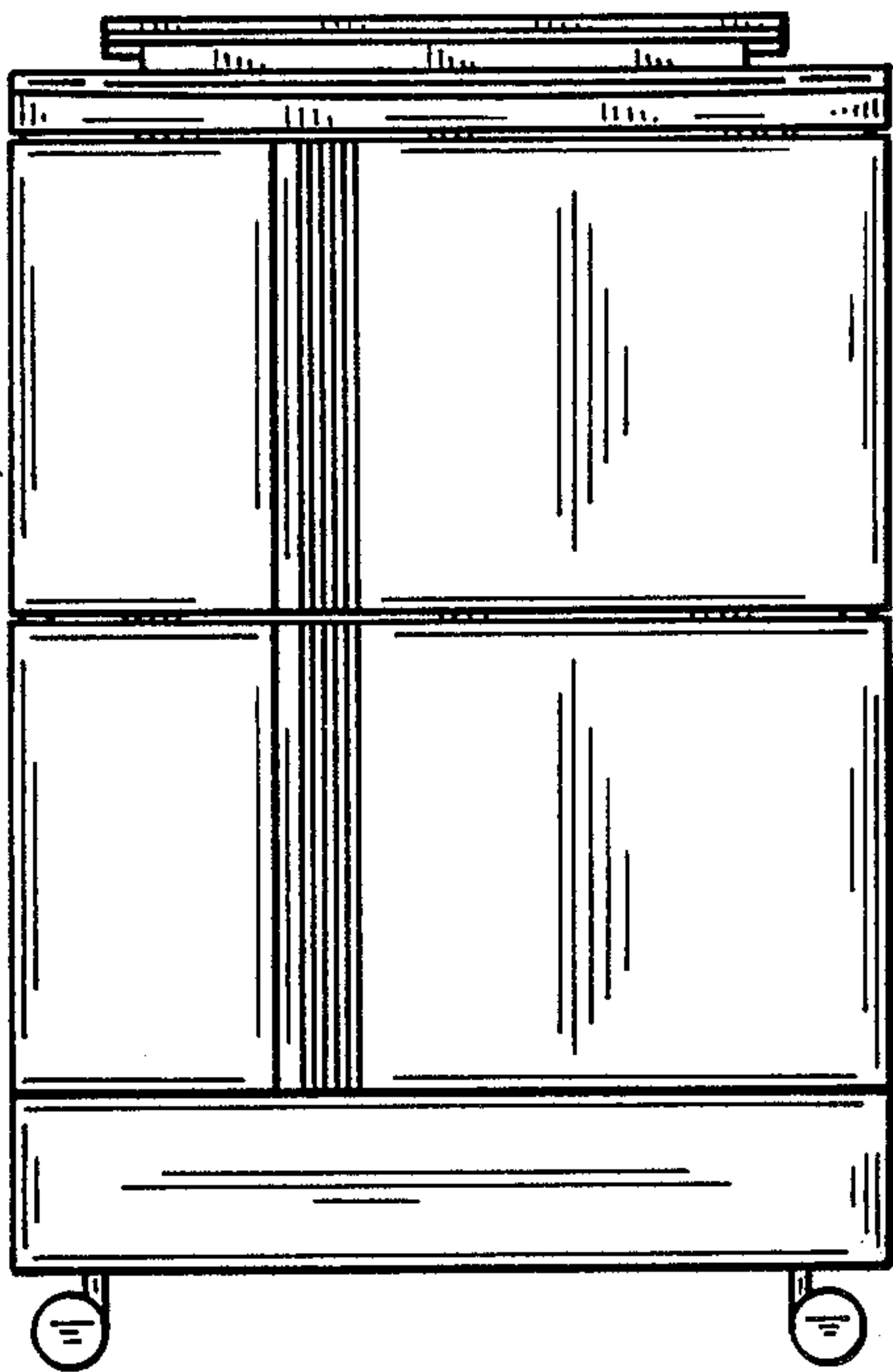
FIG_1




FIG_4




FIG_5




FIG_2



FIG_3



FIG_6



FIG_7