

[54] TELEPHONE SET

[75] Inventor: Takaharu Ando, Ryugasaki, Japan

[73] Assignee: Kabushiki Kaisha Toshiba, Kanagawa, Japan

[**] Term: 14 Years

[21] Appl. No.: 360,744

[22] Filed: Jun. 2, 1989

[30] Foreign Application Priority Data

Dec. 24, 1988 [JP] Japan 63-50028

[52] U.S. Cl. D14/241; D14/151

[58] Field of Search D14/151, 241; 379/429, 379/367, 419, 426, 428, 436, 432, 440

[56] References Cited

U.S. PATENT DOCUMENTS

D. 267,873	2/1983	Brown et al.	D14/151
D. 281,422	11/1985	Miura et al.	D14/151
D. 284,469	7/1986	Ando	D14/151
D. 288,319	2/1987	Suzuki	D14/151
D. 289,641	5/1987	Brown et al.	D14/53
D. 295,513	5/1987	Brown et al.	D14/53
D. 304,727	11/1989	Barker et al.	D14/241

FOREIGN PATENT DOCUMENTS

75280 10/1987 Rep. of Korea .

OTHER PUBLICATIONS

Taiko (F-516), Apr. 2, 1986.

Primary Examiner—Horace B. Fay, Jr.
Attorney, Agent, or Firm—Banner, Birch, McKie & Beckett

[57] CLAIM

The ornamental design for a telephone set, as shown and described.

DESCRIPTION

FIG. 1 is a top, front and right side perspective view of a telephone set showing my new design.
FIG. 2 is a front elevational view thereof.
FIG. 3 is a top plan view thereof,
FIG. 4 is a rear elevational view thereof,
FIG. 5 is a left side elevational view thereof,
FIG. 6 is a bottom plan view thereof,
FIG. 7 is a top, front and left side perspective view thereof, showing handset being in separated position from stand.

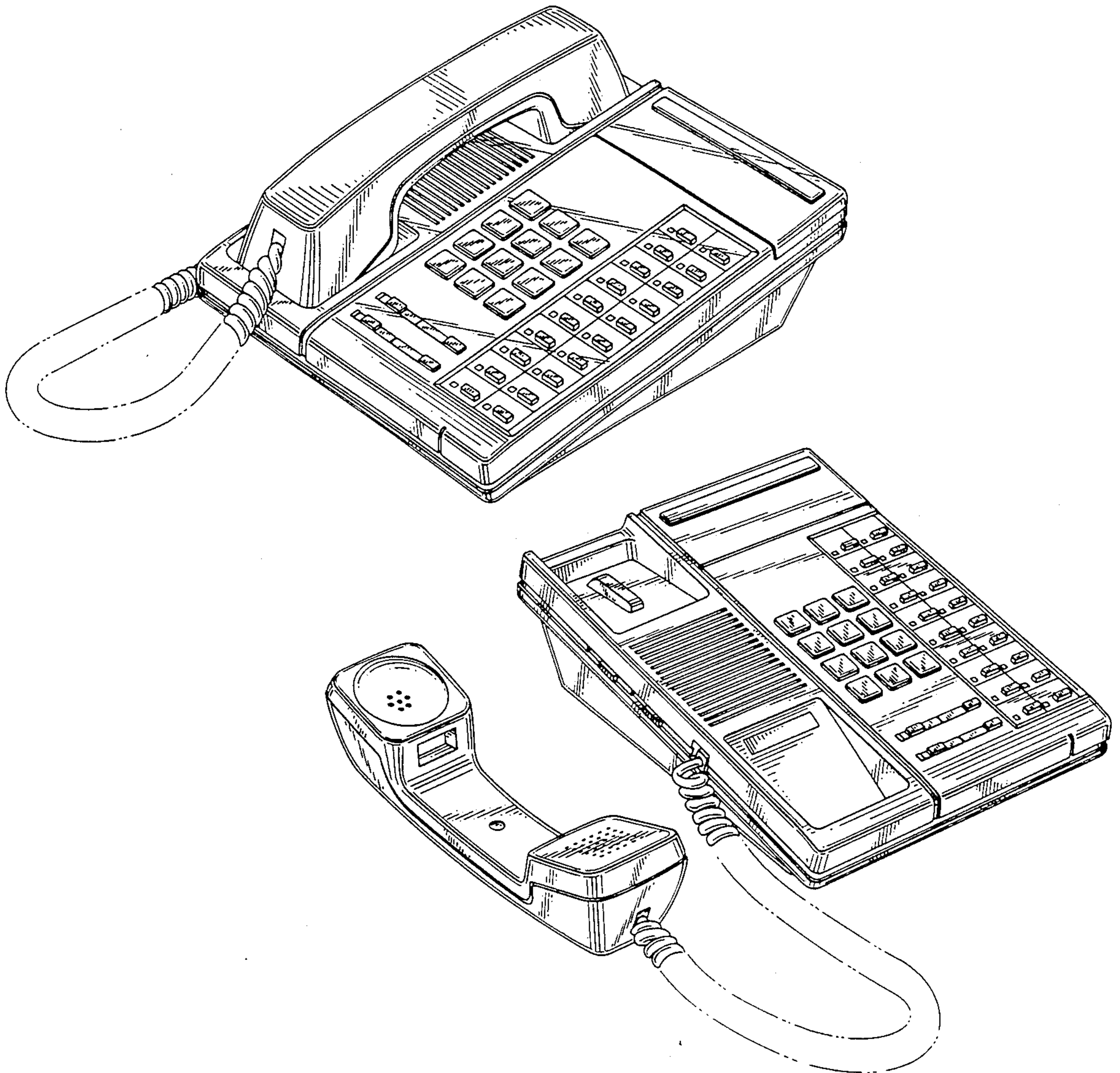


FIG. 1




FIG. 2

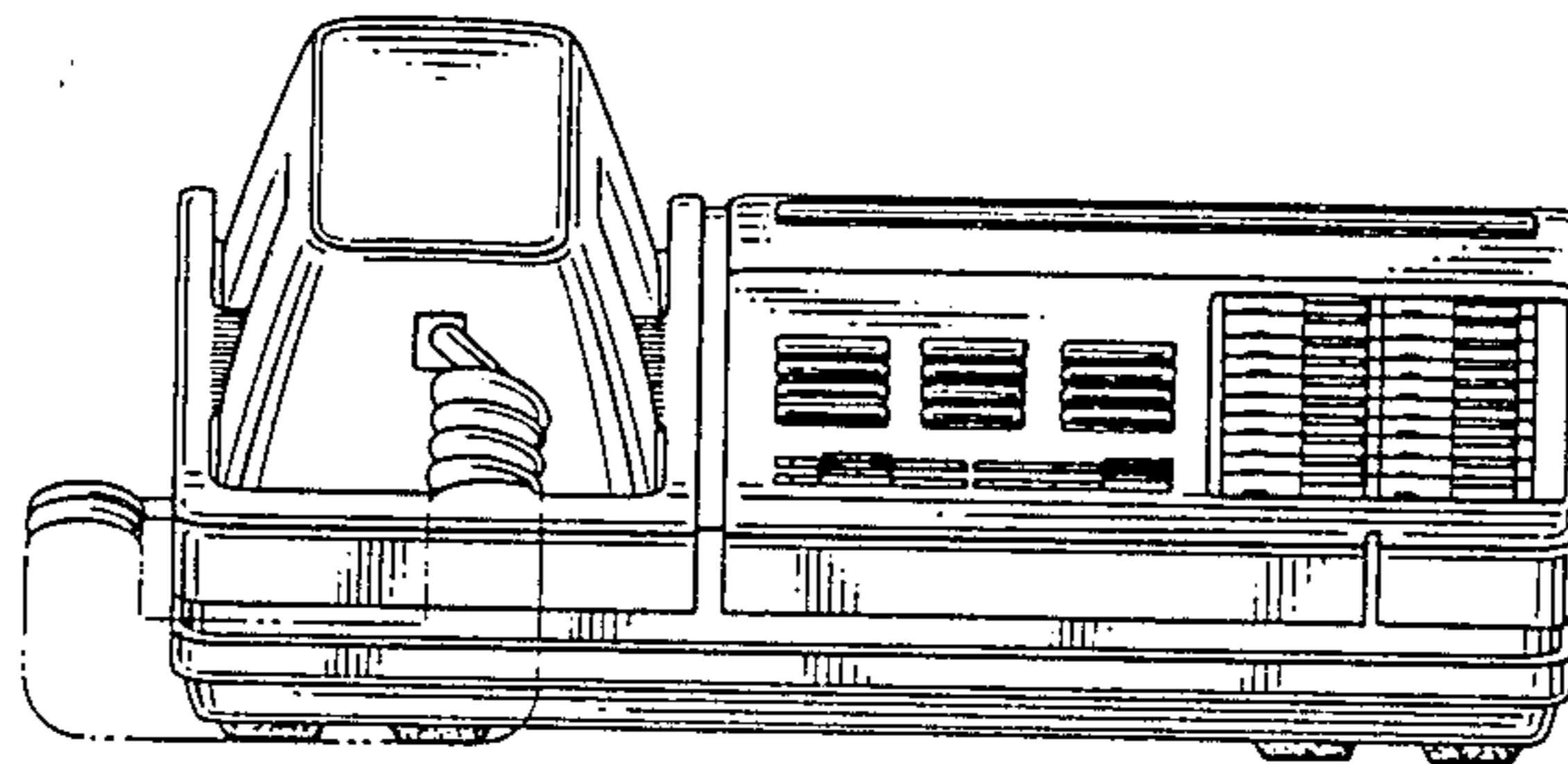


FIG. 3




FIG. 4

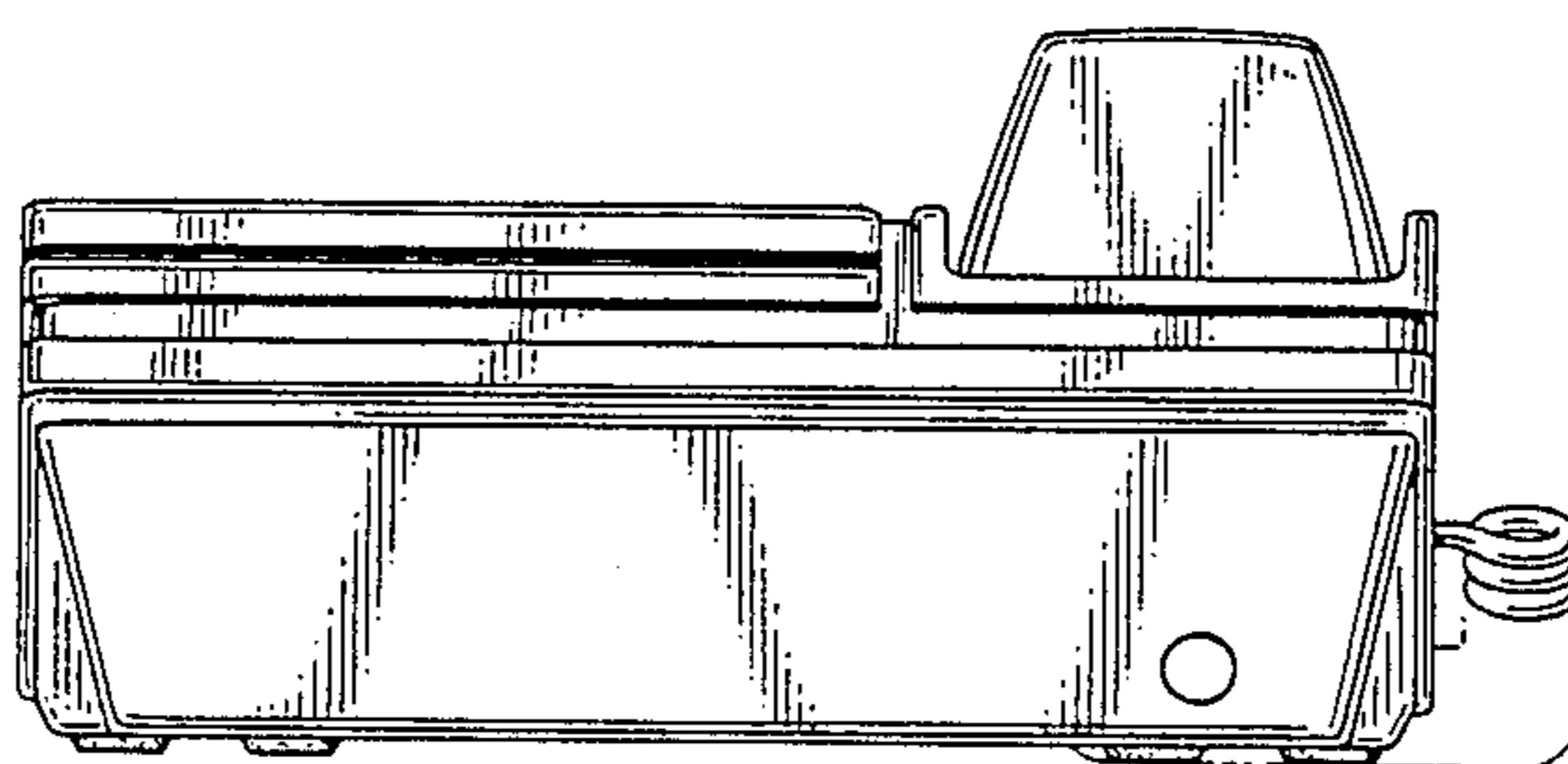


FIG. 5

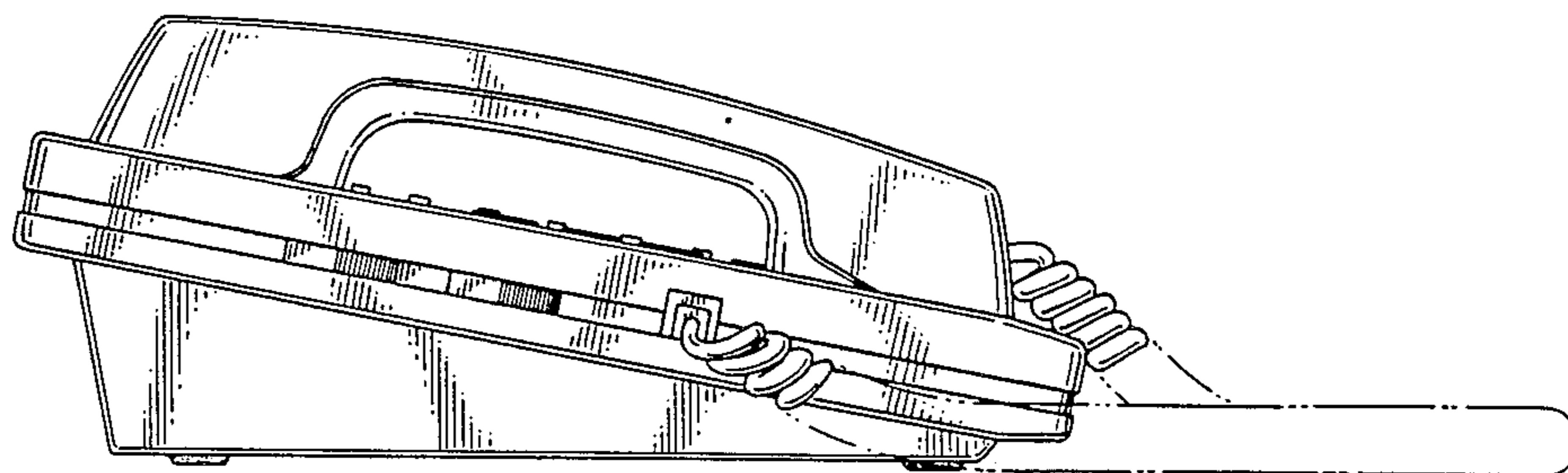


FIG. 6




FIG. 7

