

[54] **CONFECTION PACKAGE**
 [75] **Inventor: Akimitsu Hamamura, Utsunomiya, Japan**
 [73] **Assignee: Fantasy Flavors Inc., Wheaton, Ill.**
 [**] **Term: 14 Years**
 [21] **Appl. No.: 929,230**
 [22] **Filed: Nov. 7, 1986**
 [52] **U.S. Cl. D9/428; D7/619**
 [58] **Field of Search D1/118; D9/337, 338, D9/347, 349, 352, 353, 355, 367, 368, 369, 370, 372, 373, 374, 378, 379, 387, 390, 394, 399, 401, 403, 404, 406, 413, 428, 438; 215/1 A, 1 R, 1 C; 220/66, 67, 75; 222/173, 181, 185; 229/1.5 H, DIG. 7; 422/102; D7/619**

3,443,715 5/1969 Edwards .
 3,595,464 7/1971 Harrison 215/1 C
 4,170,316 10/1979 LaBarbera .
 4,226,355 10/1980 Helfrich .

FOREIGN PATENT DOCUMENTS

43-5359 3/1968 Japan .
 43-1891 4/1968 Japan .
 551328 8/1968 Japan .
 352091 6/1972 Japan .
 352092 6/1972 Japan .
 352675 6/1972 Japan .
 352677 6/1972 Japan .
 49-19590 5/1974 Japan .
 52-11982 3/1977 Japan .
 56-2644 7/1981 Japan .
 562631 12/1982 Japan .
 597750 3/1983 Japan .

OTHER PUBLICATIONS

The Ice Cream Trade Journal—Oct. 1954, p. 87, "Eat-it-All" Cone; lower left hand side of page.

Primary Examiner—James R. Largen
Assistant Examiner—Celia A. Murphy
Attorney, Agent, or Firm—William Brinks Olds Hofer Gilson & Lione

[56] **References Cited**
U.S. PATENT DOCUMENTS

D. 153,352 4/1949 Halset .
 D. 153,354 4/1949 Heyman D1/118
 D. 159,599 8/1950 Chaplin .
 D. 163,635 6/1951 Reineke .
 D. 192,296 2/1962 Nyman .
 D. 192,435 3/1962 Goodman .
 D. 199,579 11/1964 Davis .
 D. 202,119 8/1965 Shelby .
 D. 204,783 5/1966 Johnson .
 D. 233,678 5/1972 Adler et al. .
 D. 248,358 7/1978 Thomas .
 D. 258,483 3/1981 Weinstein D9/394
 D. 276,700 12/1984 Brown et al. .
 D. 280,075 8/1985 Haag, Sr. D9/428
 D. 285,999 10/1986 Ludwick et al. D9/428
 1,500,611 7/1924 Ewen 229/1.5 H
 1,672,884 6/1928 Gingras 229/DIG. 7
 2,093,712 9/1937 Dawson .
 2,766,123 10/1956 Moubayed .
 3,237,834 3/1966 Davis et al. .

[57] **CLAIM**
 The ornamental design for a confection package, as shown.

DESCRIPTION

FIG. 1 is a perspective view of a confection package showing a preferred embodiment of my new design; FIG. 2 is a side view thereof, all sides being substantially identical; FIG. 3 is a top plan view thereof; and FIG. 4 is a bottom plan view thereof; The bottom line showing of a retaining arrangement in FIGS. 1, 2 and 3 are for illustrative purposes only.

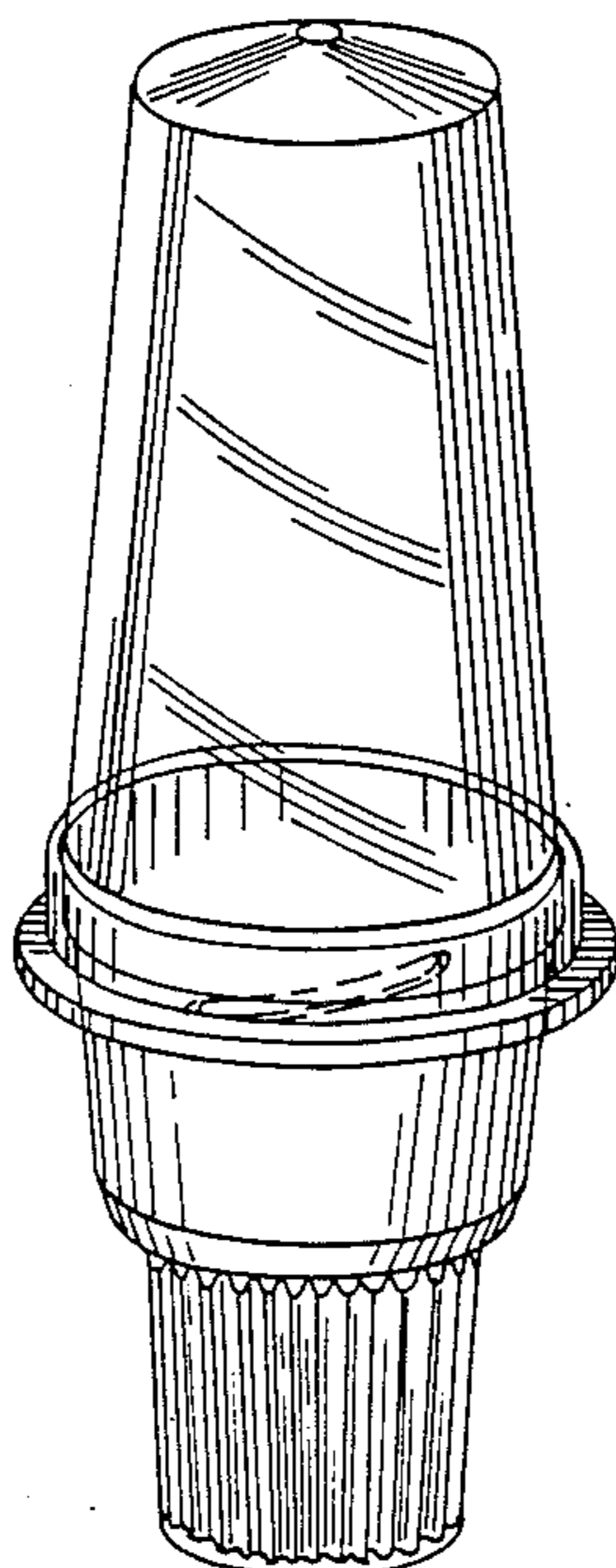


FIG. 1

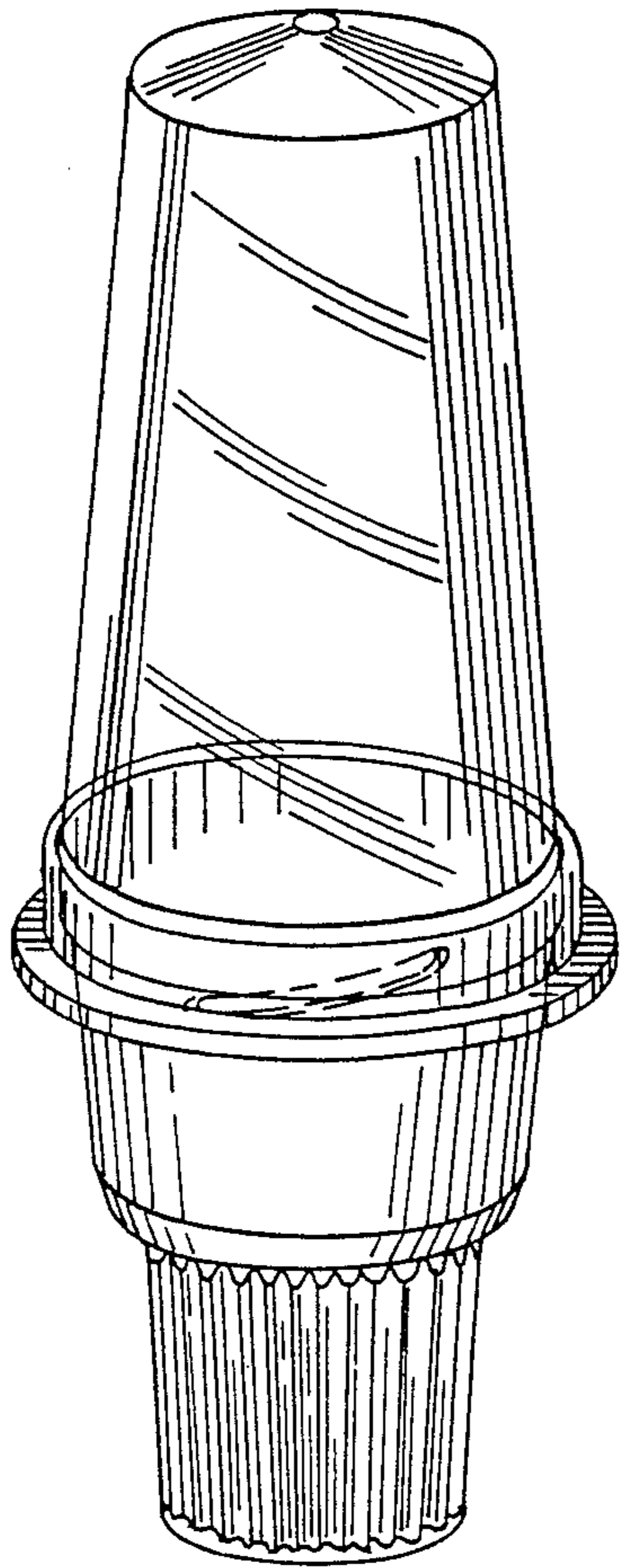


FIG. 2

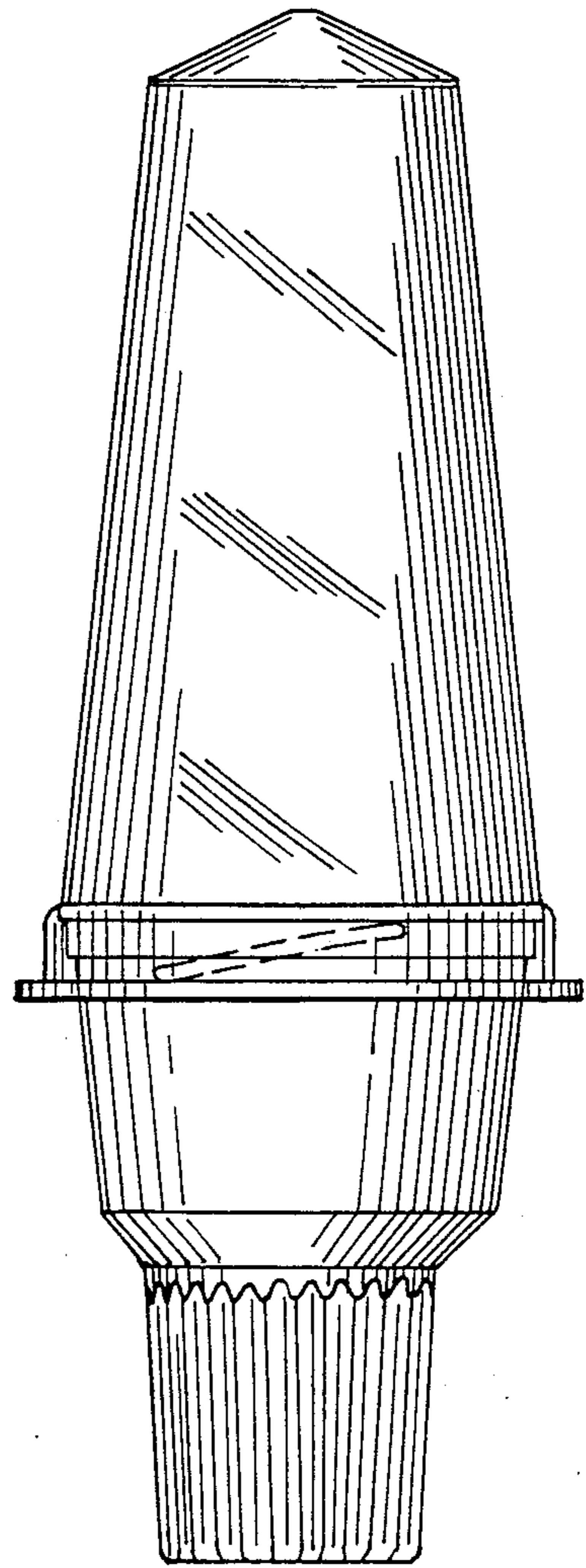


FIG. 3

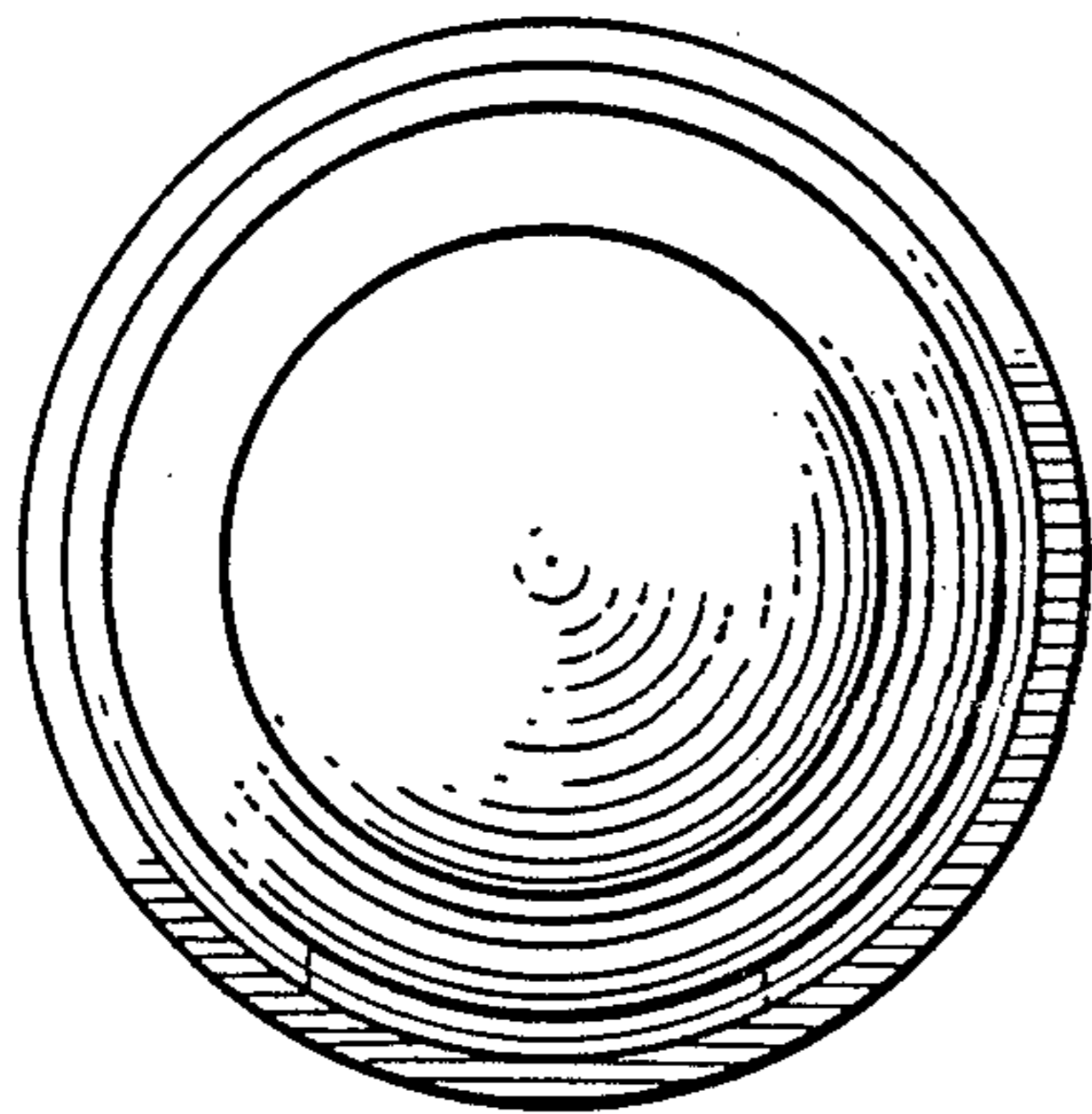


FIG. 4

