

[54] **HOLDER FOR A SKINNING KNIFE**
 [76] **Inventor: Paul McClelland, Rte. #1, Box 61, Coolville, Ohio 45723**
 [**] **Term: 14 Years**
 [21] **Appl. No.: 86,656**
 [22] **Filed: Aug. 18, 1987**
 [52] **U.S. Cl. D8/98; D8/107**
 [58] **Field of Search D8/98-100; D22/149; 30/314-316, 289, 293, 294, 2, 155-161, 329, 332-339, 85**

3,581,326 6/1971 Hayes .
 3,605,268 9/1971 Cassell, Sr. .
 3,748,742 7/1973 Bigler .
 3,990,147 11/1976 Gill .
 4,012,836 3/1977 Baer .
 4,048,719 9/1977 Thompson .
 4,062,117 12/1977 Coleman .
 4,064,627 12/1977 Zanfini .
 4,135,300 1/1979 Bradley .
 4,157,617 6/1979 Frith .
 4,198,751 4/1980 Egbert .
 4,524,516 6/1985 Wiechard .
 4,607,432 8/1986 Montgomery .
 4,821,416 4/1989 Dullinger 30/294

[56] **References Cited**
U.S. PATENT DOCUMENTS

D. 164,378 8/1951 Mejia D8/98
 D. 234,490 3/1975 Barlow .
 D. 236,321 8/1975 Cromoga .
 D. 256,883 9/1980 Wharmby .
 D. 265,963 8/1982 Murdock et al. D8/98
 256,700 4/1882 Jincks .
 327,776 10/1885 Eisenhardt .
 1,299,084 4/1919 Wilson .
 1,546,975 7/1925 Feller .
 1,553,449 9/1925 Kennedy .
 1,608,789 11/1926 Good 30/335
 2,198,814 4/1938 Hart .
 2,610,399 2/1940 Adams .
 2,624,116 8/1948 Steinke .
 2,810,194 6/1956 Unsinger .
 2,906,021 2/1957 Cromoga .
 3,009,248 10/1959 Tilly .
 3,028,670 4/1960 Tilly .
 3,100,935 6/1962 Leafe .
 3,241,236 8/1964 Capps .
 3,290,780 3/1966 Oehlert .
 3,380,159 4/1968 Winston .
 3,543,400 12/1970 Scott .

FOREIGN PATENT DOCUMENTS

99274 7/1940 Sweden .

Primary Examiner—Bruce W. Dunkins
Assistant Examiner—Martha Thompson
Attorney, Agent, or Firm—Cushman, Darby & Cushman

[57] **CLAIM**

The ornamental design for a holder for a skinning knife, as shown and described.

DESCRIPTION

FIG. 1 is a front elevational view of the holder for a skinning knife showing my new design; FIG. 2 is a top plan view thereof; FIG. 3 is a bottom plan view thereof; FIG. 4 is a rear elevational view thereof; FIG. 5 is a right side elevational view thereof; FIG. 6 is a left side elevational view thereof; and FIG. 7 is a perspective view on an enlarged scale taken from the upper left of the article. The knife blade partially disclosed by means of broken lines in FIGS. 5, 6 and 7 has been shown for illustrative purposes only and forms no part of the claimed design.

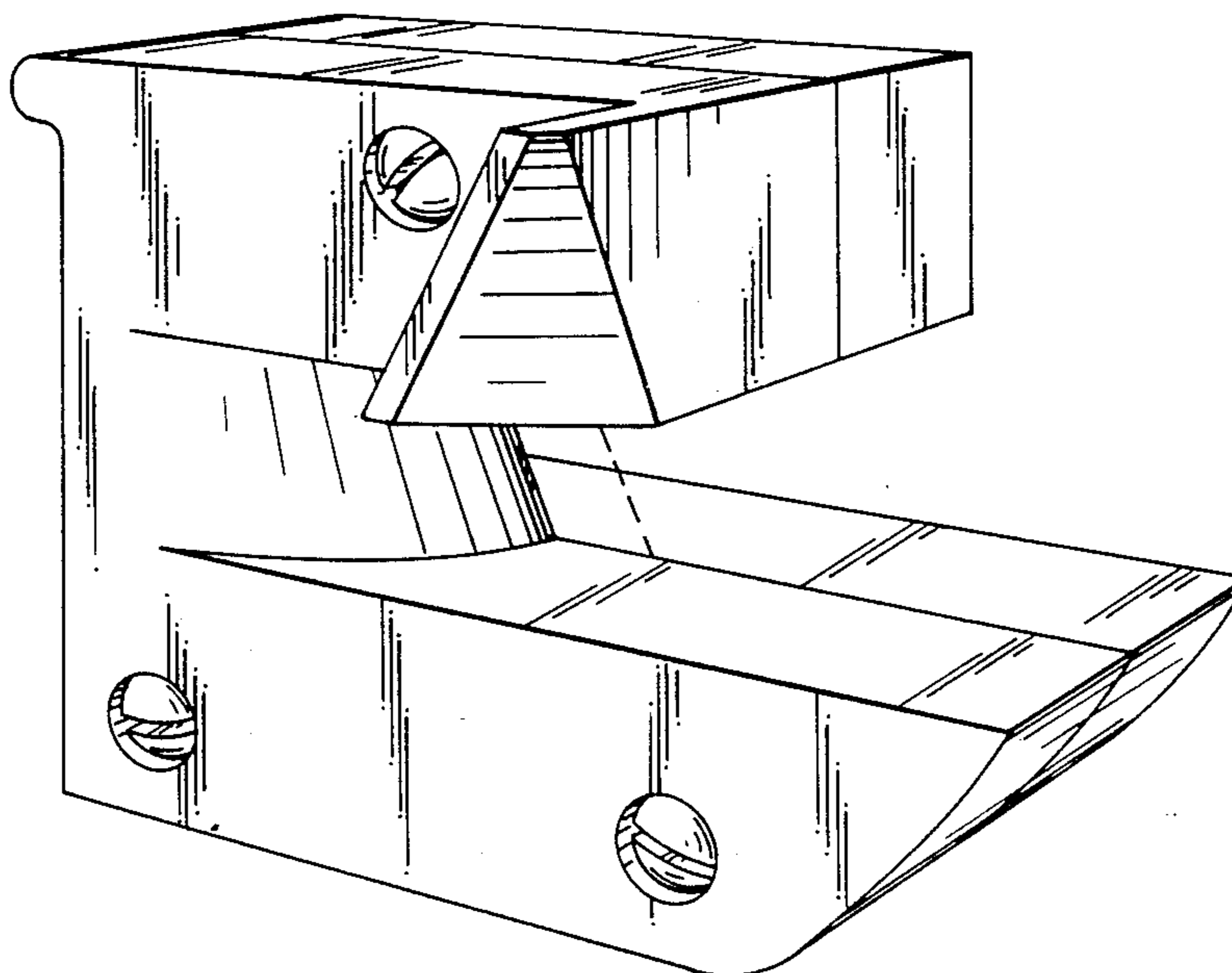


Fig. 4

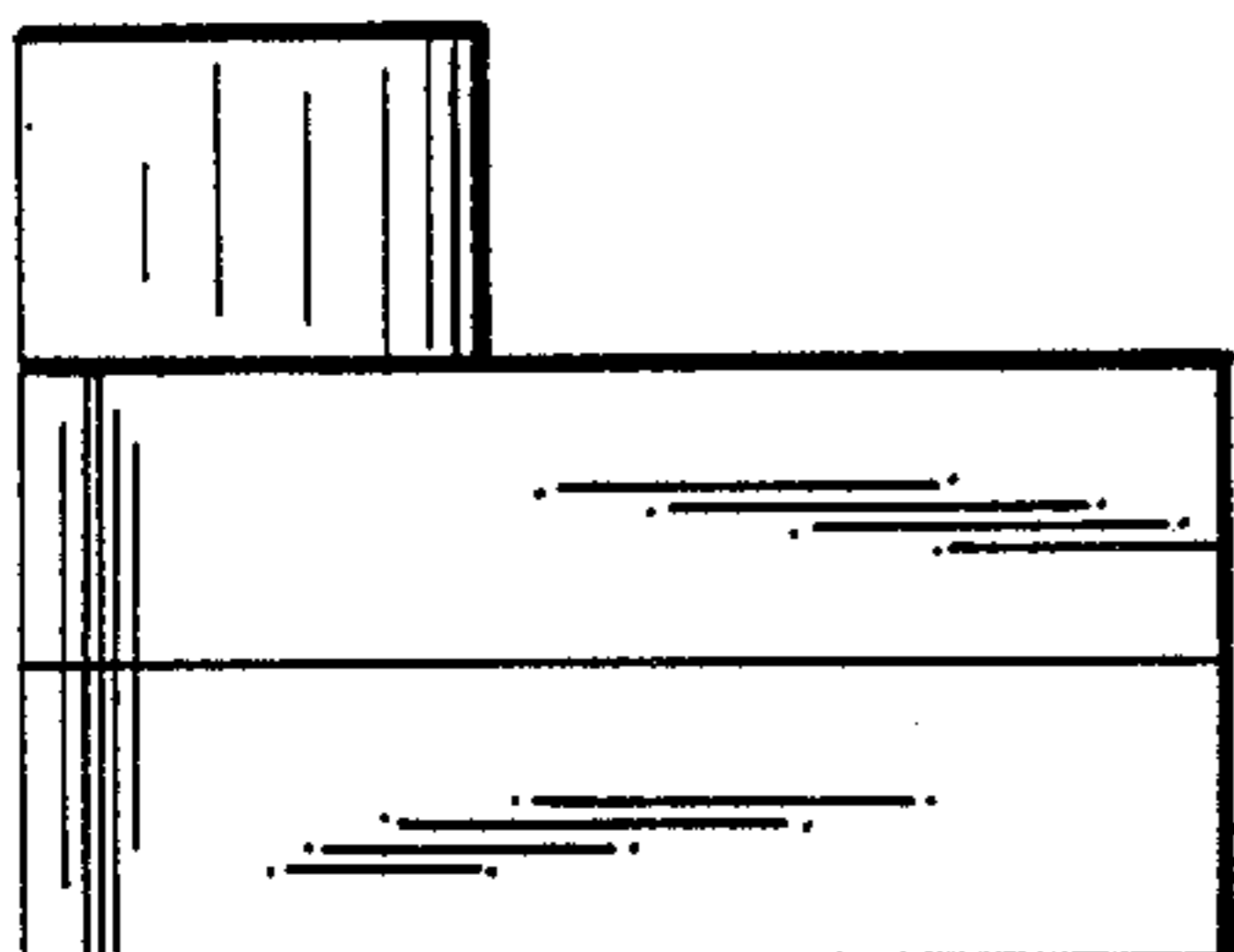


Fig. 3

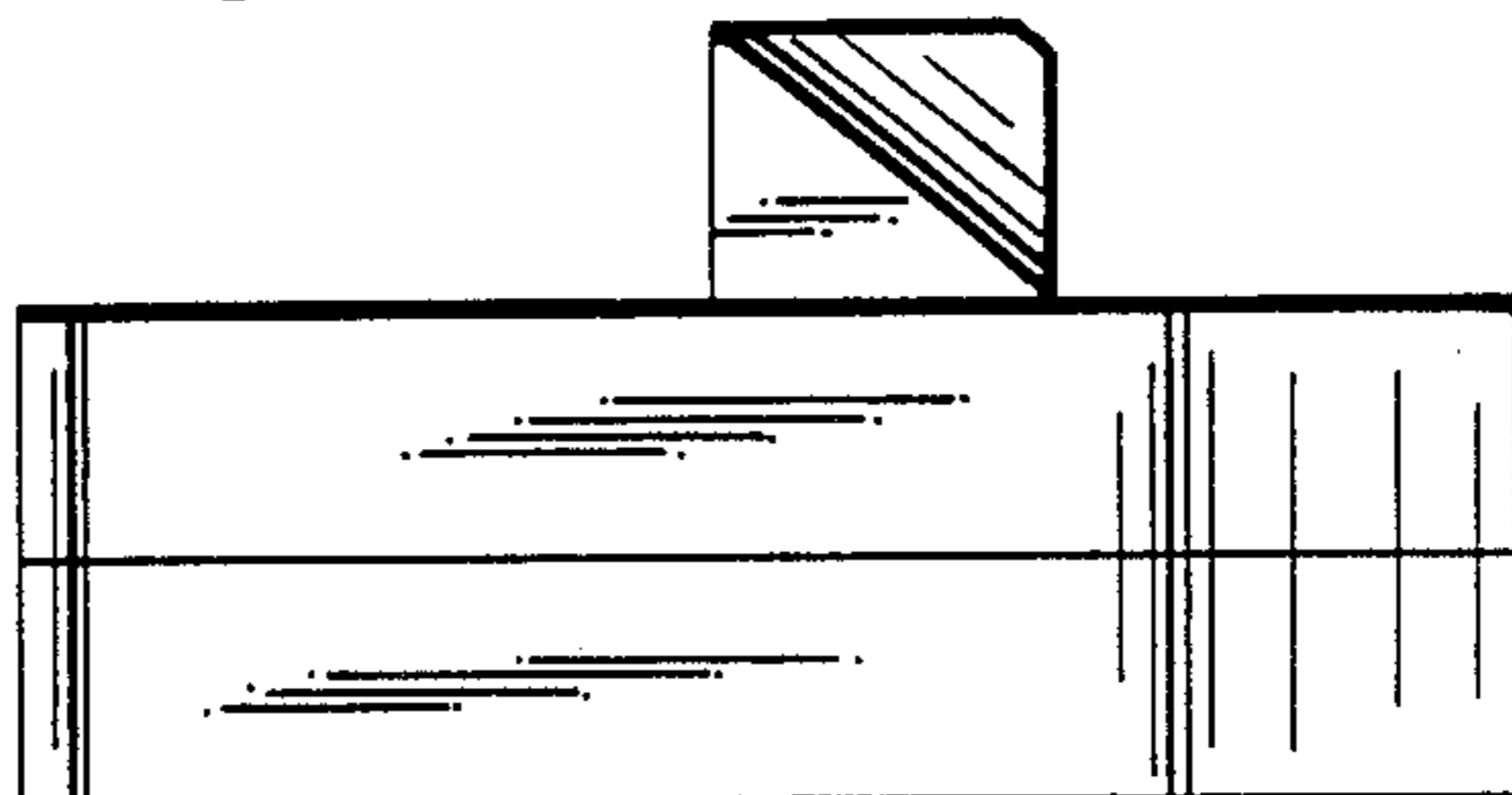


Fig. 1

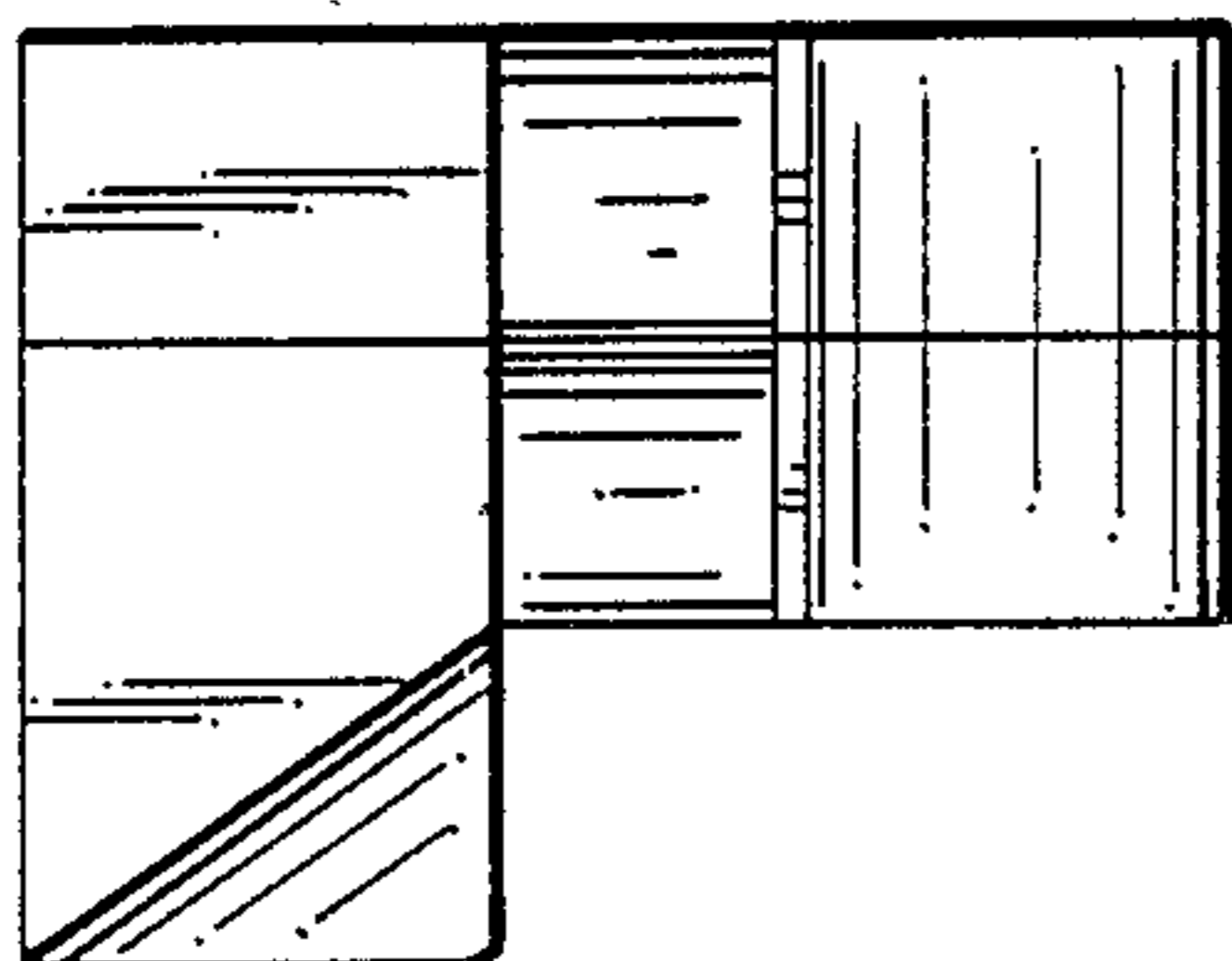
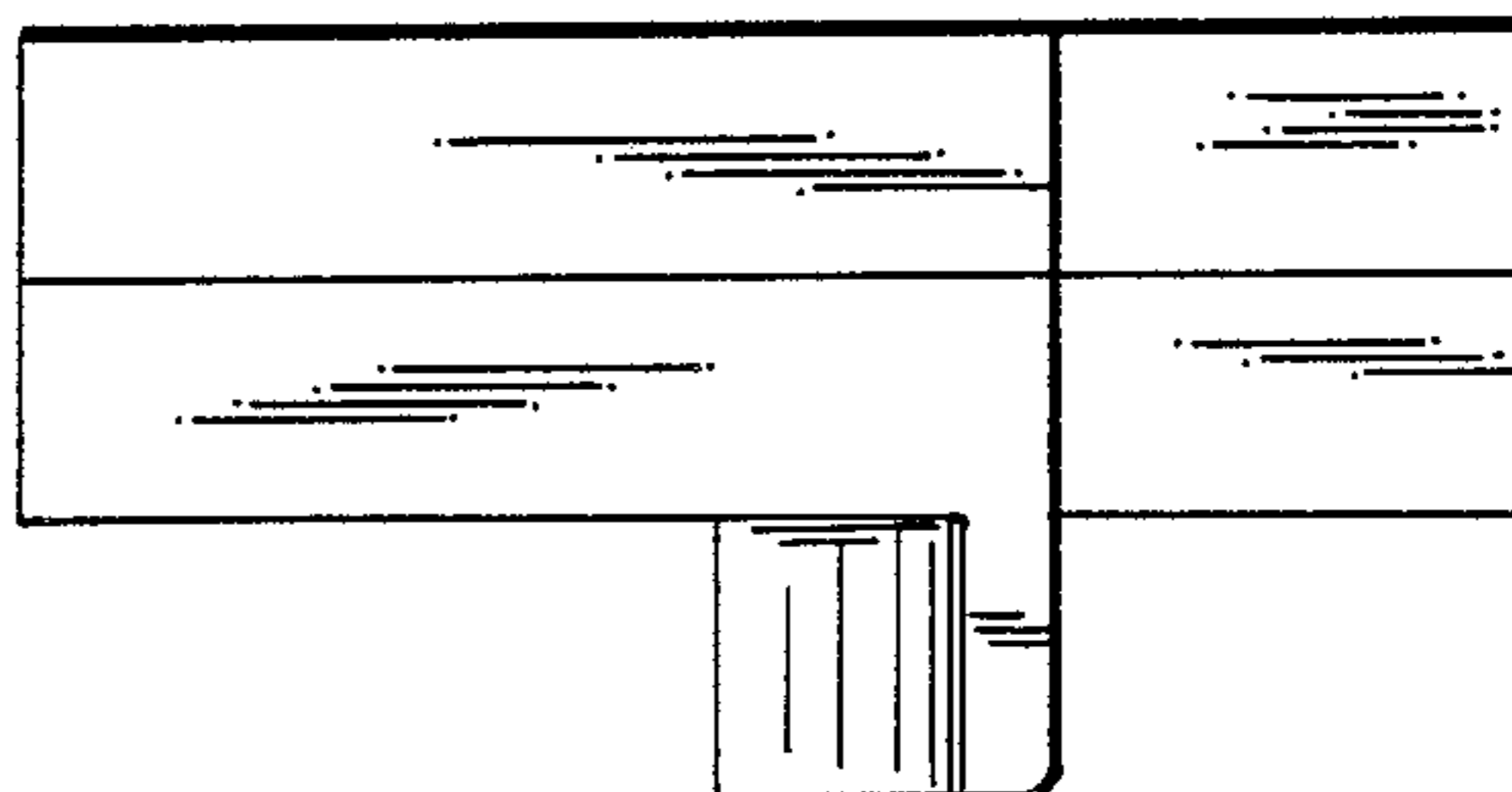


Fig. 2



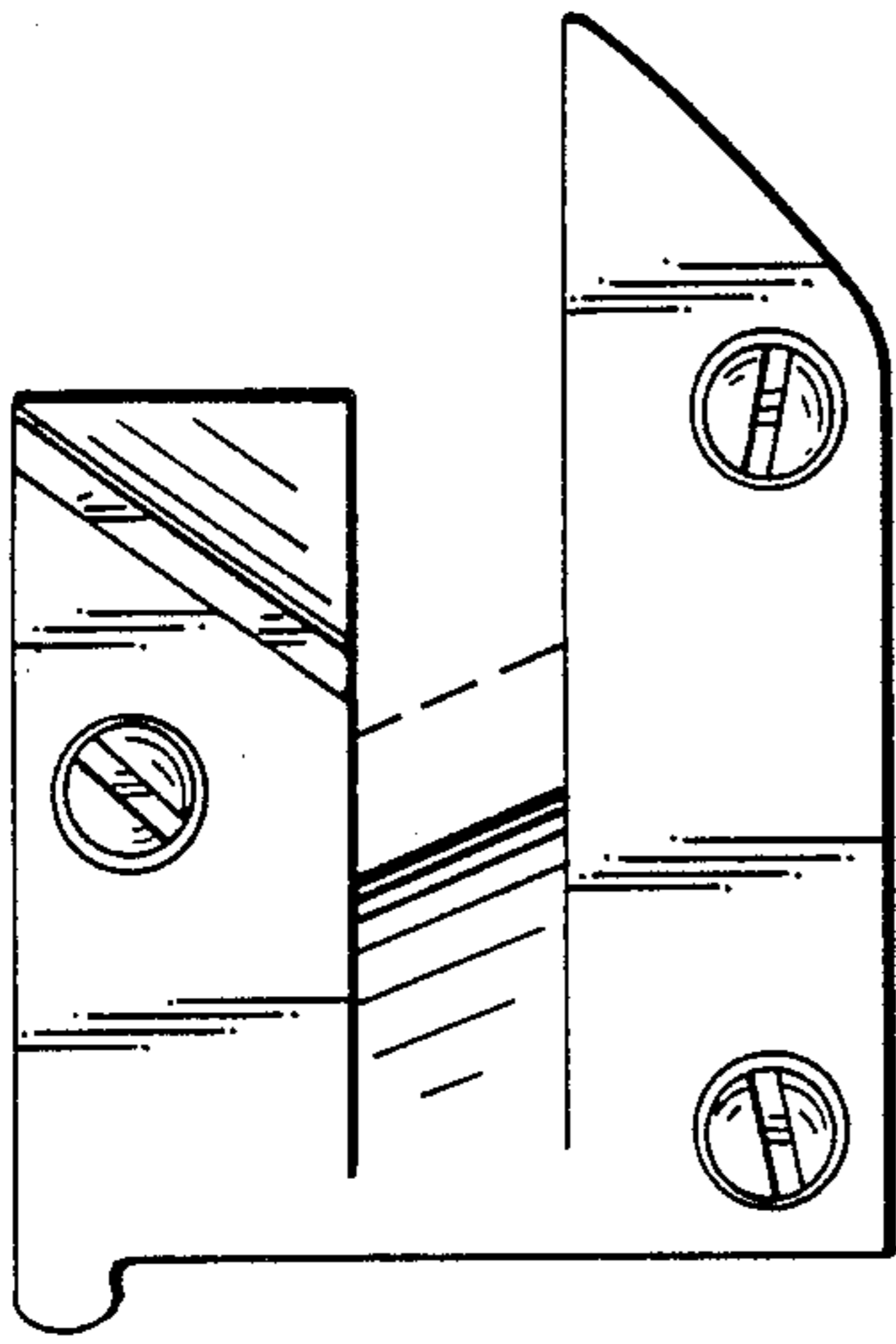


Fig. 6

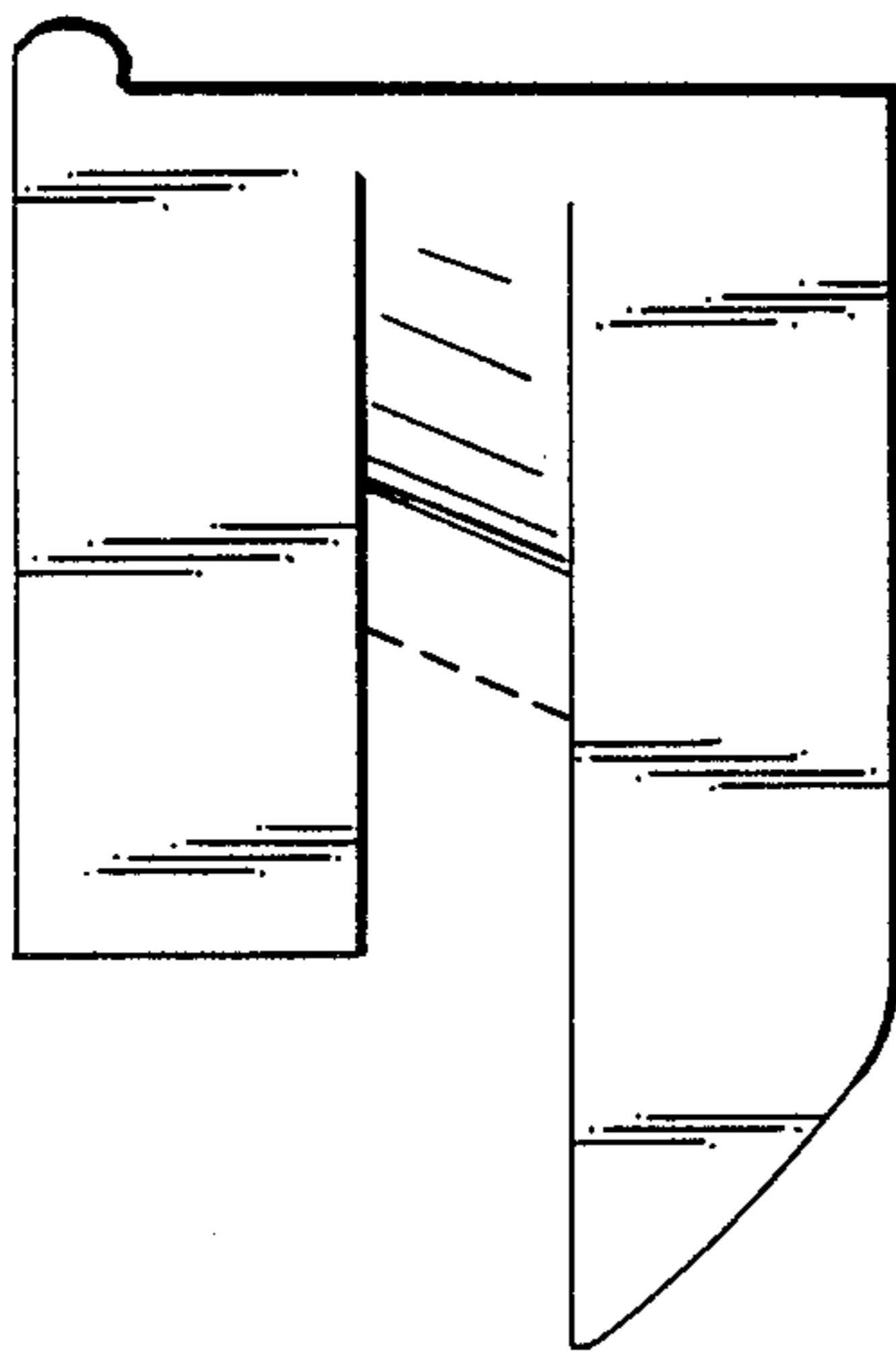


Fig. 5




Fig. 7