

[54] **WRENCH**  
[75] **Inventor: John F. Whiteside, Franklin Park, Ill.**  
[73] **Assignee: Sloan Valve Company, Franklin Park, Ill.**  
[\*\*] **Term: 14 Years**  
[21] **Appl. No.: 245,052**  
[22] **Filed: Sep. 12, 1988**  
[52] **U.S. Cl. .... D8/17; D8/19;  
D8/26; D8/27**  
[58] **Field of Search ..... D8/17-19,  
D8/21-29, 105; 81/176.1, 119, 177.1**

1,640,383 8/1927 Thomas .  
2,471,593 5/1949 Toye ..... 81/119

**OTHER PUBLICATIONS**

Snap-On Tools' catalog-Mar. 1979, p. 215, items "E"& "G".

*Primary Examiner*—Bruce W. Dunkins  
*Assistant Examiner*—Clare E. Heflin  
*Attorney, Agent, or Firm*—Kinzer, Plyer, Dorn,  
McEachran & Jambor

[56] **References Cited**

**U.S. PATENT DOCUMENTS**

64,662 5/1867 Gold .  
D. 103,579 3/1937 McNaught .  
D. 120,489 5/1940 Musselman .  
D. 130,756 12/1941 Howard .  
D. 138,790 9/1944 Czekalski .  
D. 174,896 6/1955 Carter ..... D8/17

[57] **CLAIM**

The ornamental design for a wrench, as shown and described.

**DESCRIPTION**

FIG. 1 is a top plan view of the wrench showing my new design;  
FIG. 2 is a left side elevational view thereof;  
FIG. 3 is a right side elevational view thereof;  
FIG. 4 is a bottom plan view thereof;  
FIG. 5 is an end elevational view thereof;  
FIG. 6 is an opposite end elevational view thereof.

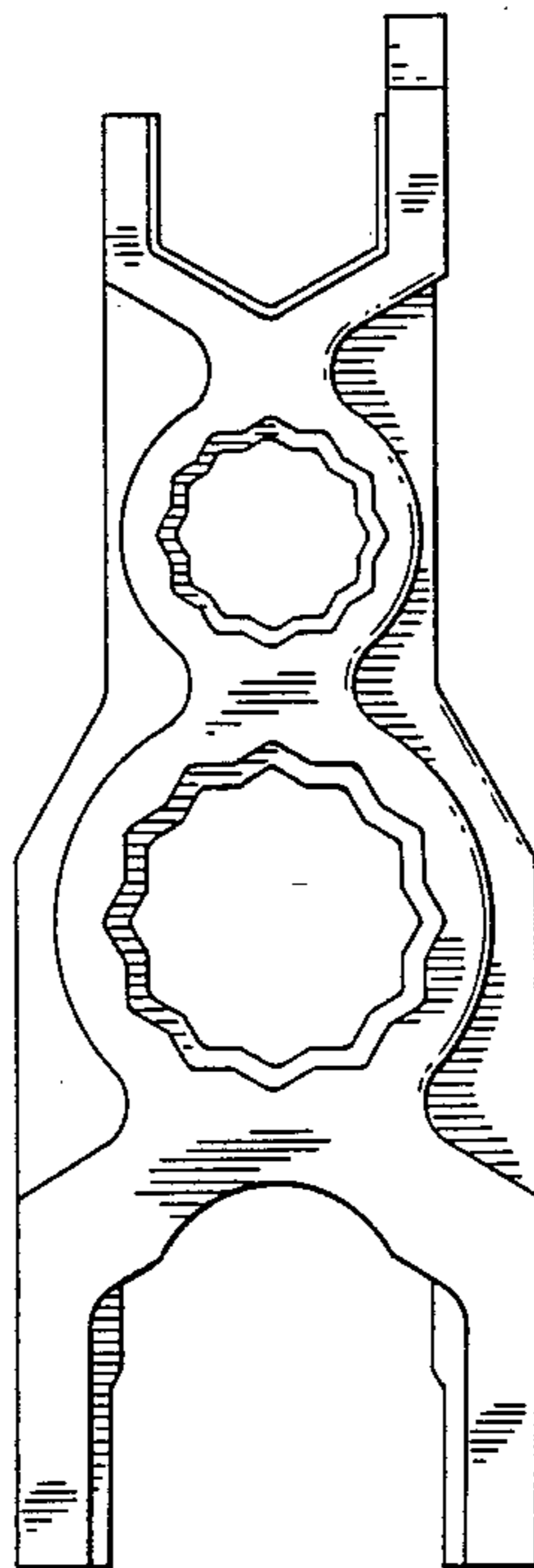


Fig. 1.

Fig. 4.

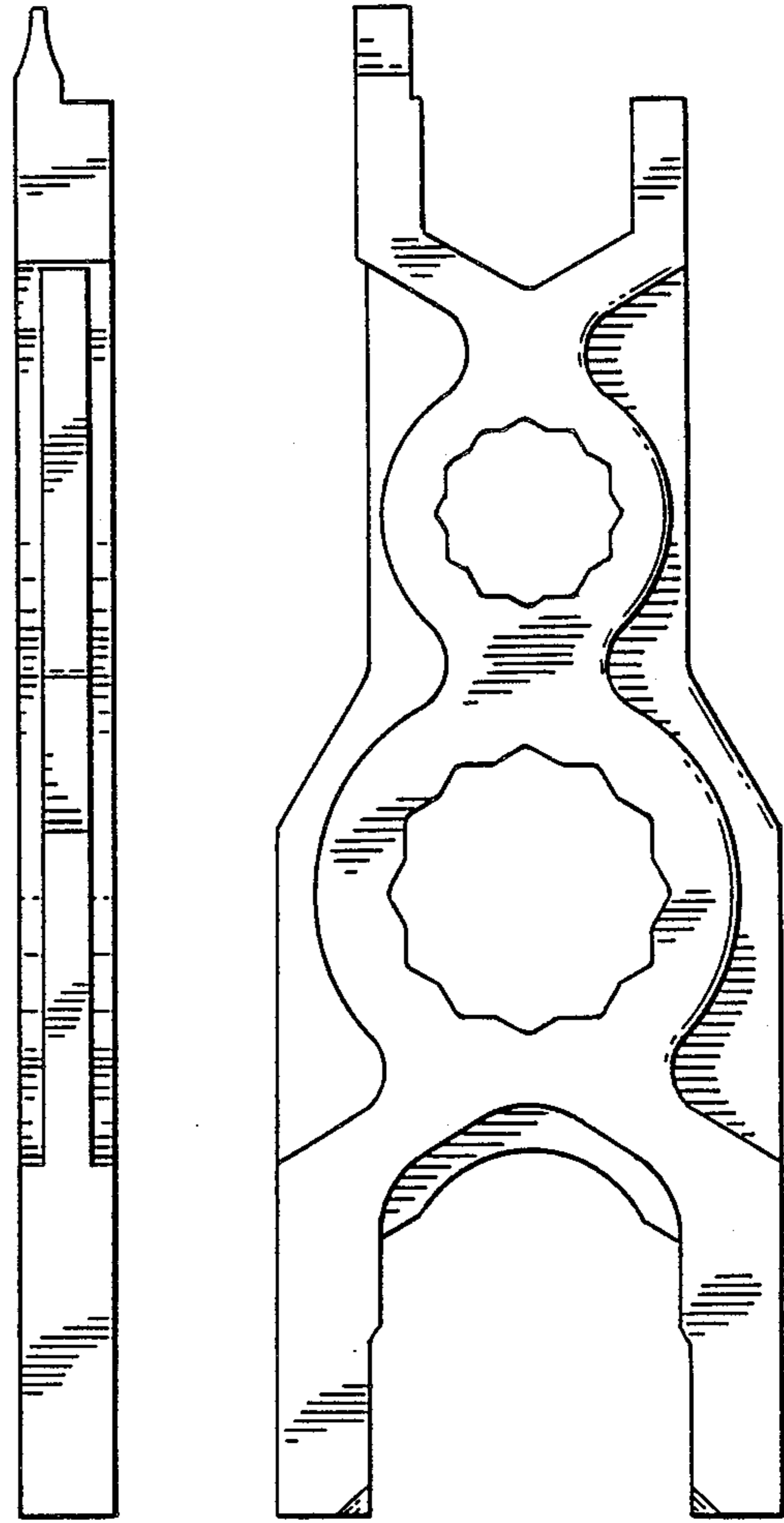
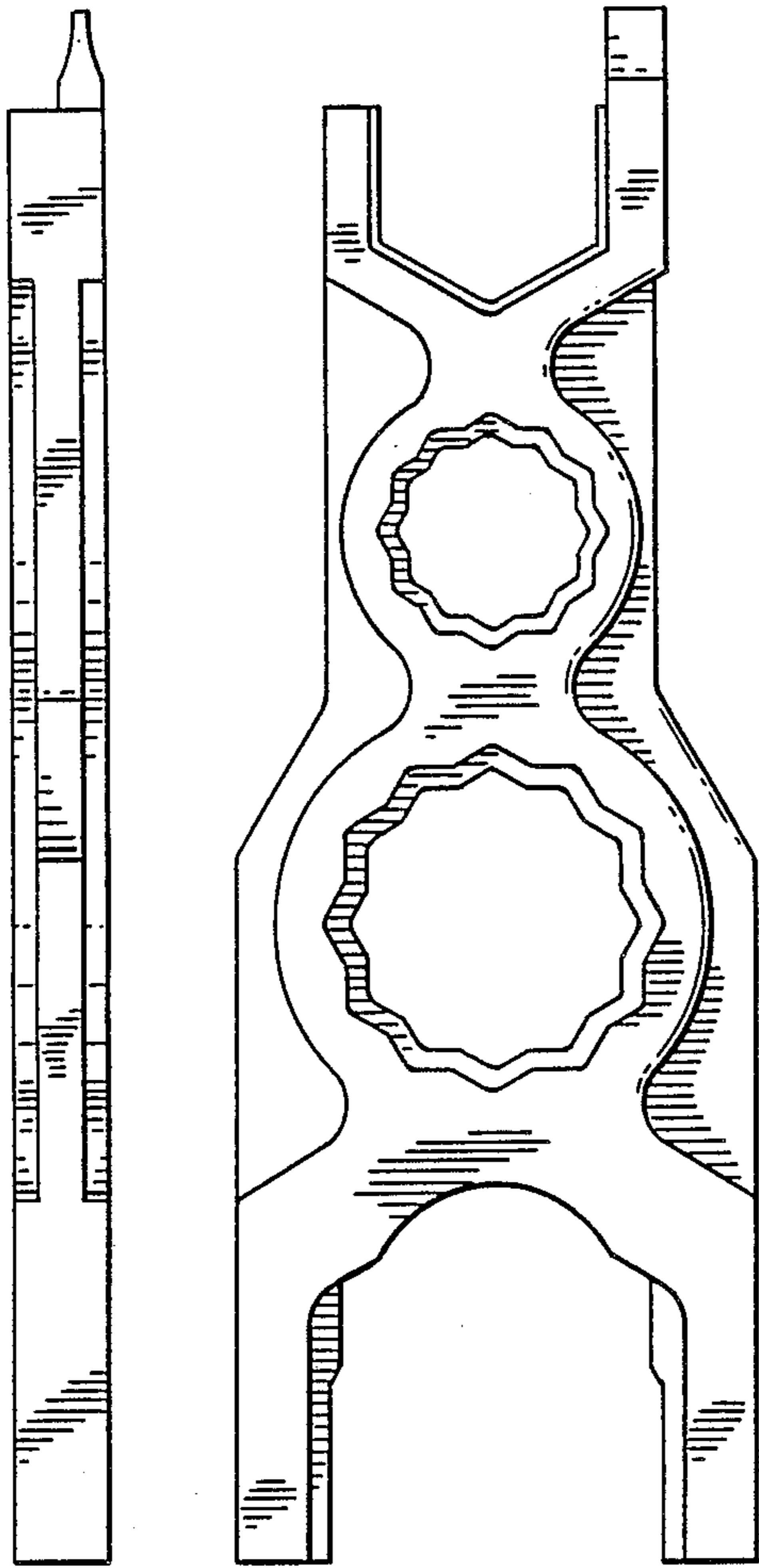


Fig. 2.

Fig. 3.



Fig. 5.

Fig. 6.