

[54] SHELF

[76] Inventor: Arthur R. Mastrodicasa, 36 Donnelly Dr., Dover, Mass. 02030

[\*\*] Term: 14 Years

[21] Appl. No.: 209,474

[22] Filed: Jun. 21, 1988

[52] U.S. Cl. .... D6/511

[58] Field of Search ..... D6/512, 553, 555, 567, D6/574, 511; D25/119, 121; 108/59, 106-108; 211/87-88, 90, 126, 134-135, 153, 60.1

[56] References Cited

U.S. PATENT DOCUMENTS

D. 201,984	8/1965	Hervey .....	D6/569
D. 205,520	8/1966	Magnuson et al. ....	D6/572
D. 294,548	3/1988	Wallace .....	D6/574 X
D. 299,687	2/1989	Handler et al. ....	D6/574
2,088,320	7/1937	DeVries .....	189/36
2,739,777	3/1956	Schoenhardt .....	248/243

2,815,863	12/1957	Larson .....	211/60.1
3,200,775	8/1965	Peters .....	108/108
4,103,855	8/1978	Grosse .....	248/246
4,155,312	5/1979	Thorkildson .....	211/90 X
4,762,688	8/1988	Berry, Jr. ....	211/88 X

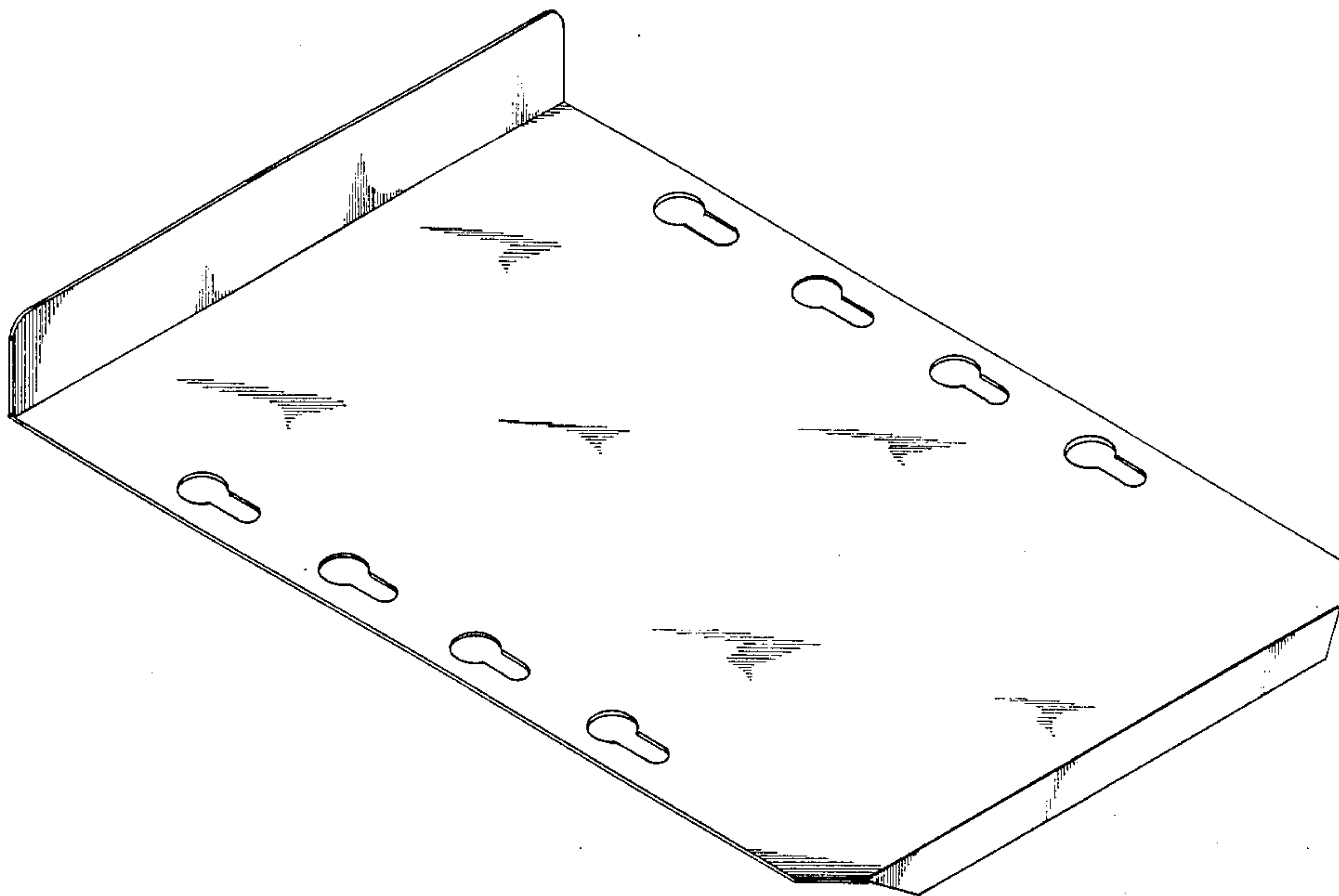
Primary Examiner—Wallace R. Burke  
Assistant Examiner—Brian N. Vinson  
Attorney, Agent, or Firm—Scott R. Foster

[57] CLAIM

The ornamental design for a shelf, as shown and described.

DESCRIPTION

FIG. 1 is a perspective view of a shelf showing my new design;  
FIG. 2 is a top plan view thereof;  
FIG. 3 is a bottom plan view thereof;  
FIG. 4 is a front elevational view thereof;  
FIG. 5 is a rear elevational view thereof; and  
FIG. 6 is a left side elevational view thereof, the right side being a mirror image of that shown.



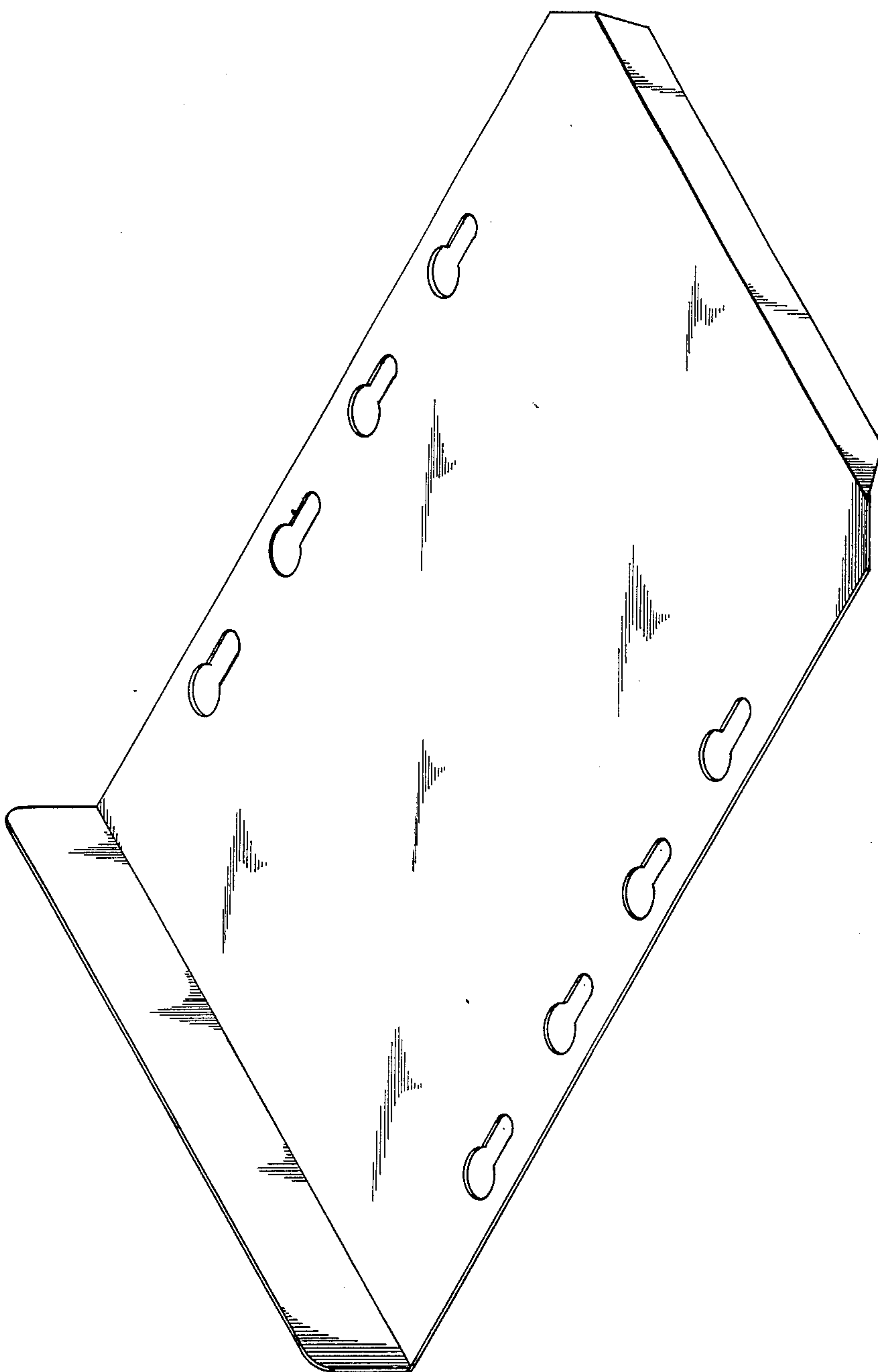


FIG. 1

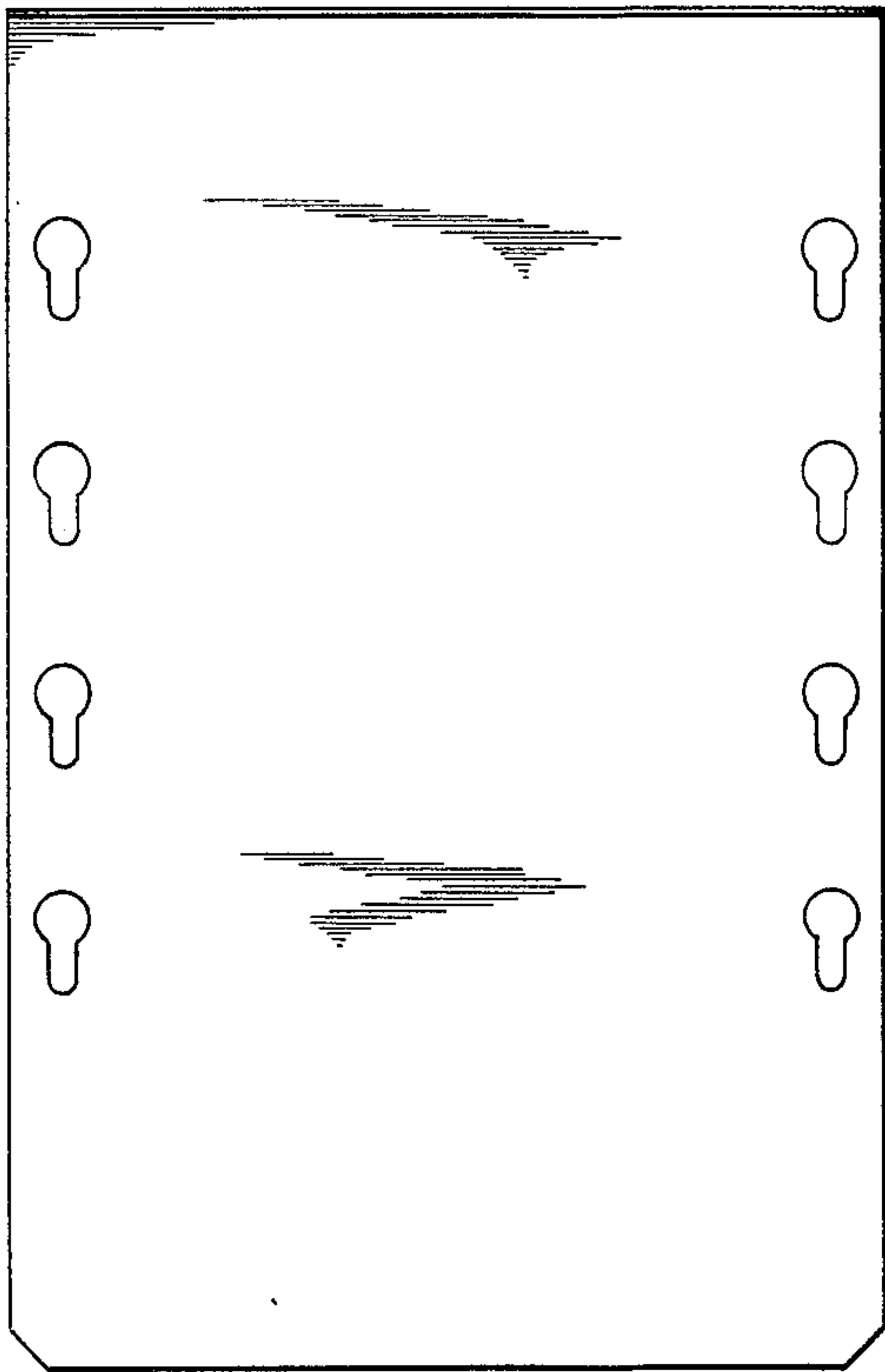


Fig. 2

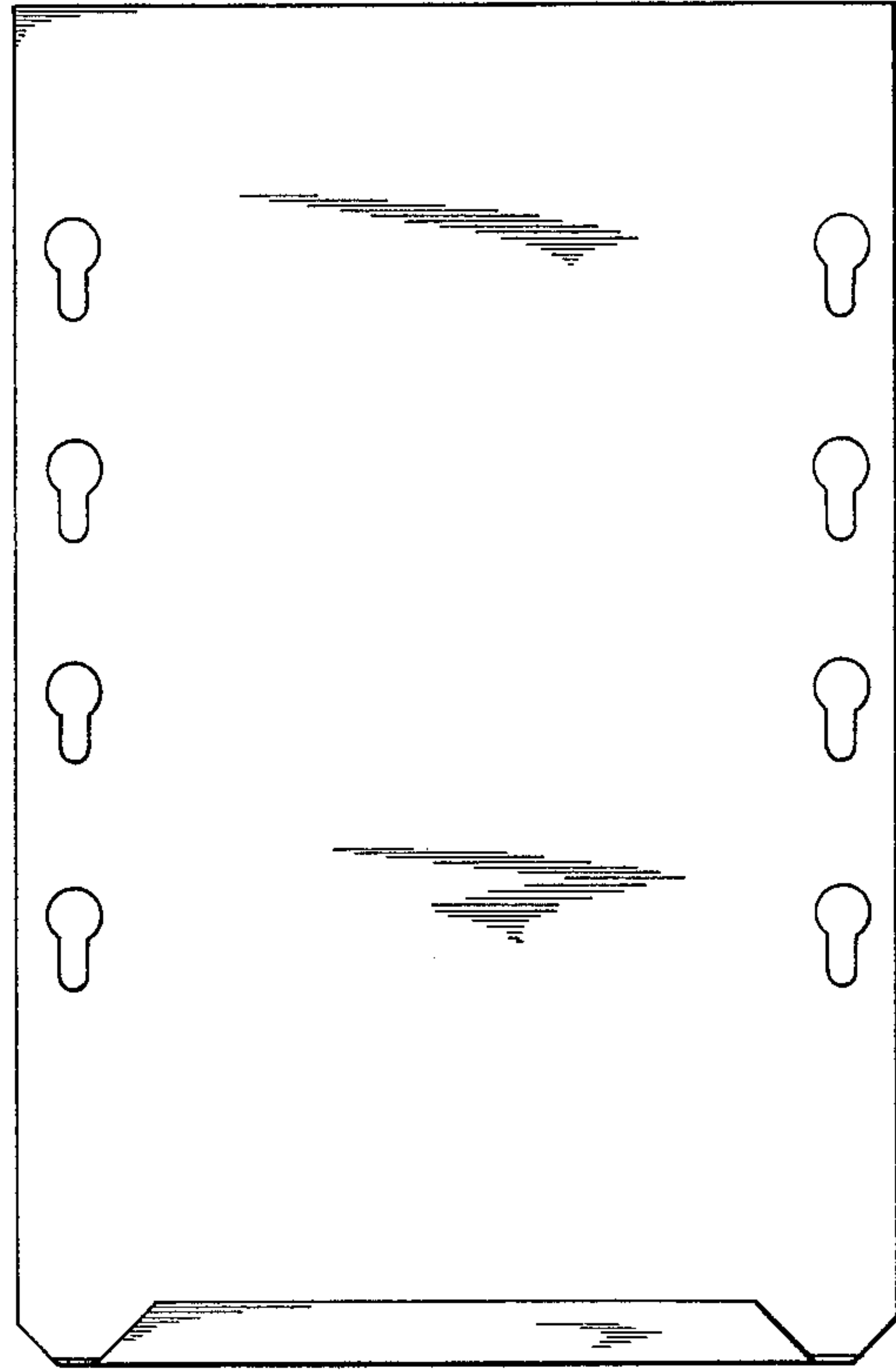


Fig. 3




Fig. 4




Fig. 5




Fig. 6