

# United States Patent [19]

Lin

[11] Patent Number: **Des. 311,279**

[45] Date of Patent: **\*\* Oct. 16, 1990**

[54] **MINI-DUSTER OR SIMILAR ARTICLE**

[76] Inventor: **C. Lin**, No. 146, Sec. 1, Chung Shan Road, Chung Chuang Tsun, Hua Tan Hsiang, Chang Hua Hsien, Taiwan

[\*\*] Term: **14 Years**

[21] Appl. No.: **92,712**

[22] Filed: **Sep. 3, 1987**

[52] U.S. Cl. .... **D4/135**

[58] Field of Search ..... D4/127, 130, 132, 135; D32/35, 40, 50-52; 15/143 R, 144 R, 146, 159 R, 159 A, 160, 204-205, 229.1, 229.2

[56] **References Cited**

### U.S. PATENT DOCUMENTS

681,148 8/1901 Stow ..... 15/204

862,038 7/1907 Wayman ..... 15/205  
2,167,841 8/1939 Hertzberg ..... 15/229.1 X  
2,391,070 12/1945 Potholm ..... 15/105

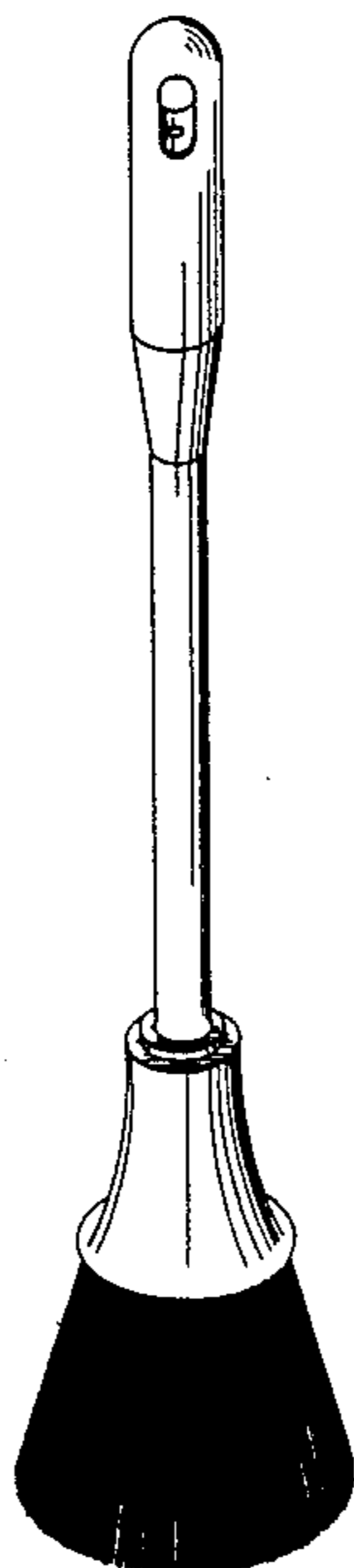
*Primary Examiner*—Wallace R. Burke  
*Assistant Examiner*—Lavone D. Tabor  
*Attorney, Agent, or Firm*—Cushman, Darby & Cushman

### [57] CLAIM

The ornamental design for a mini-duster or similar article, as shown and described.

### DESCRIPTION

FIG. 1 is a perspective view of a mini-duster or similar article showing my new design;  
FIG. 2 is a side elevational view, the opposite side being a mirror image thereof;  
FIG. 3 is a front elevational view, the rear being a mirror image thereof;  
FIG. 4 is a top plan view thereof; and  
FIG. 5 is a bottom plan view thereof.



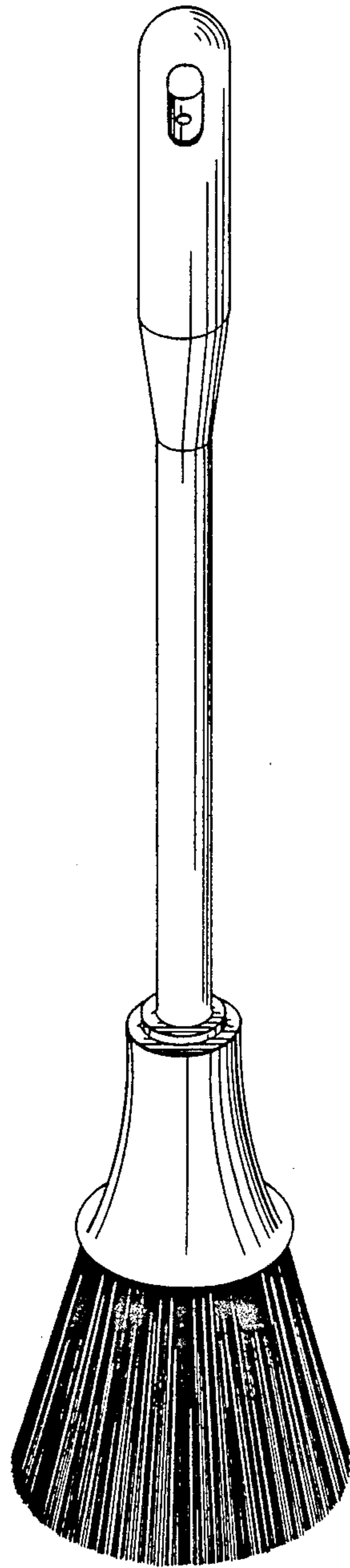


FIG. 1

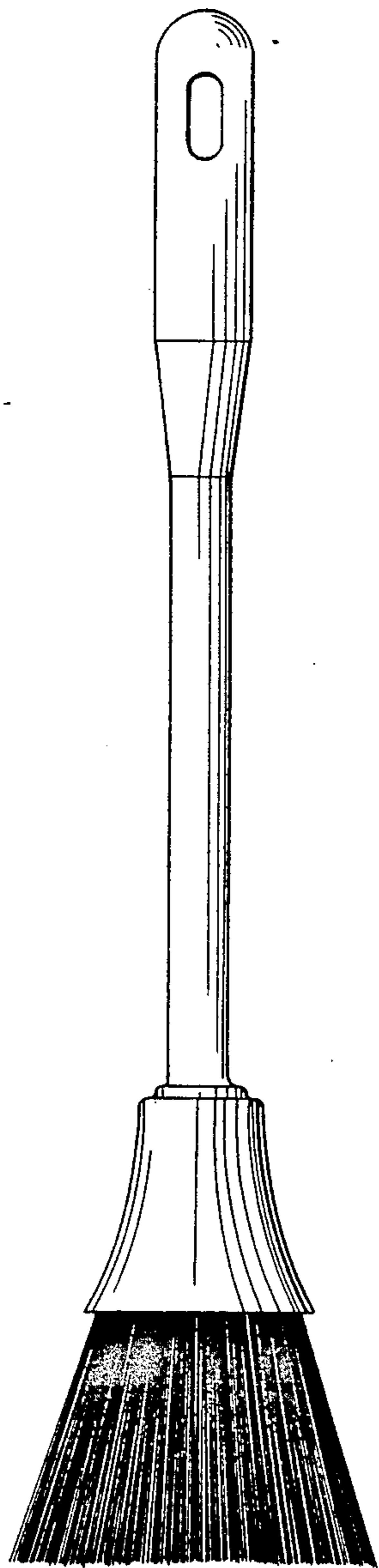


FIG 2

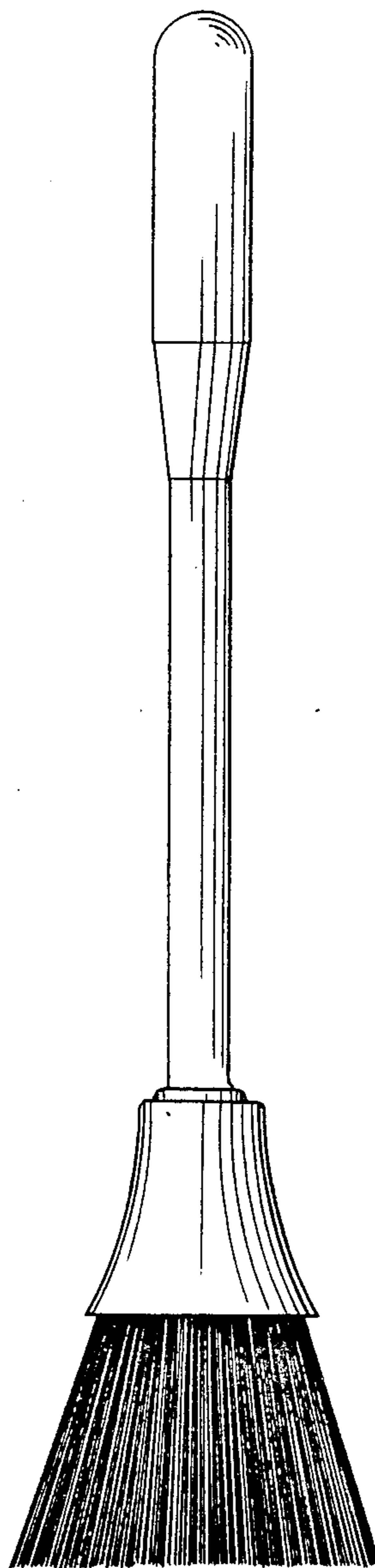


FIG 3




FIG. 4




FIG. 5.