

[54] FAN OR SIMILAR ARTICLE

[76] Inventor: Johnny R. Sampson, 104 Old Barn La., Rocky Mount, N.C. 27802

[**] Term: 14 Years

[21] Appl. No.: 905,114

[22] Filed: Sep. 8, 1986

[52] U.S. Cl. D3/1

[58] Field of Search D3/1, 4; 416/70 A, 71

[56] References Cited

U.S. PATENT DOCUMENTS

D. 8,667	9/1875	Rowland	D3/4
D. 226,260	4/1880	Allen	D3/1 X
1,047,034	12/1912	Franzen	416/71
1,126,797	2/1915	Lichter	416/70 A
1,172,847	2/1916	Thomas	416/71
1,231,104	6/1917	Waggoner	416/71
1,261,482	4/1918	Brewington	416/71
2,255,509	9/1941	Lichter	D3/1 X
4,352,630	10/1982	Wallo	416/70 A

FOREIGN PATENT DOCUMENTS

32406 2/1984 Japan D3/1

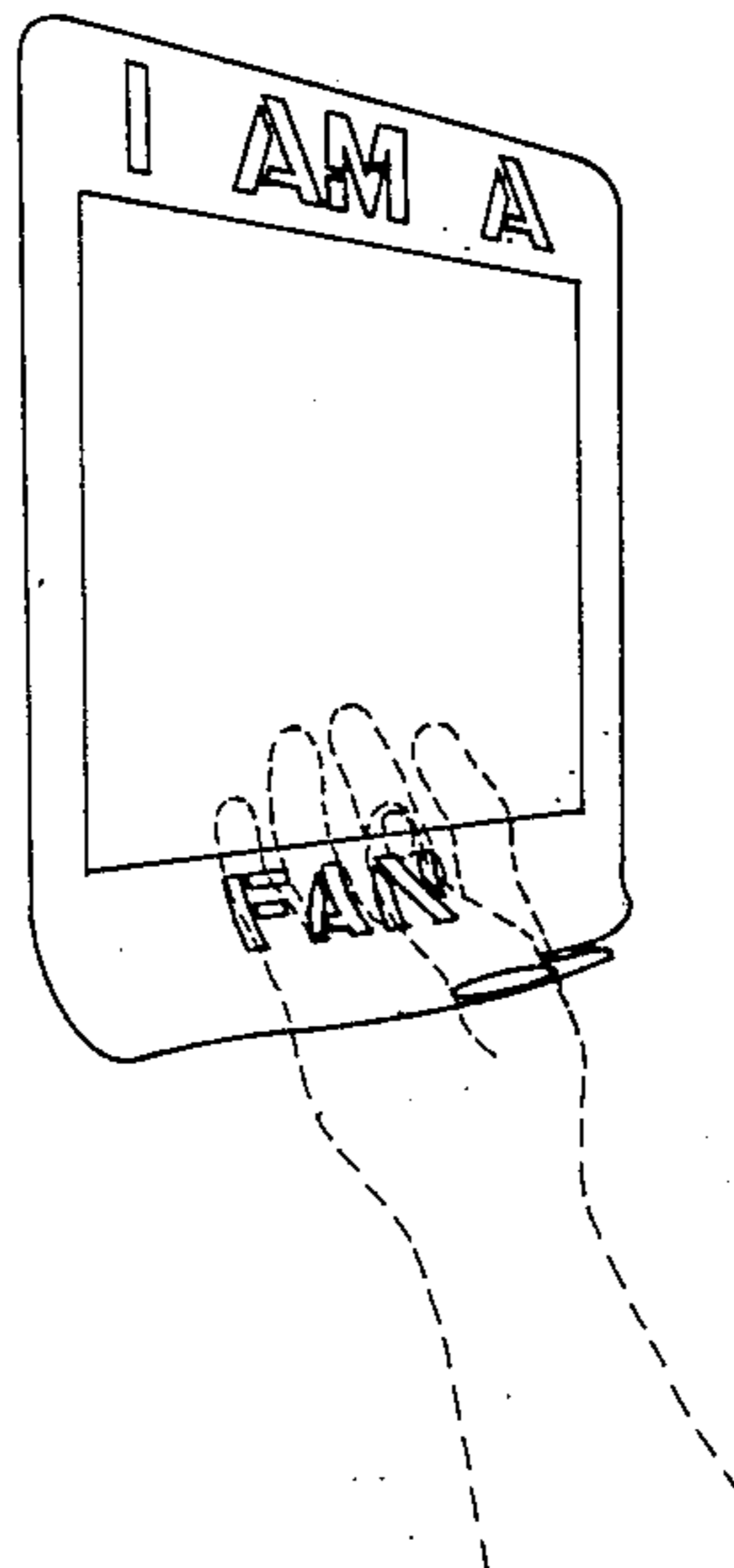
Primary Examiner—Nelson C. Holtje
Assistant Examiner—Antoine D. Davis
Attorney, Agent, or Firm—Rhodes, Coats, & Bennett

[57] CLAIM

The ornamental design for a fan or similar article, as shown and described.

DESCRIPTION

FIG. 1 is a perspective view of a fan or similar article showing my new design, the broken line showing of a hand is for illustrative purposes only and forms no part of the claimed design;
FIG. 2 is a front elevational view thereof; the rear view being identical thereto;
FIG. 3 is a top plan view thereof;
FIG. 4 is a right side elevational view thereof, the left side elevational view being identical thereto;
FIG. 5 is a bottom plan view thereof.



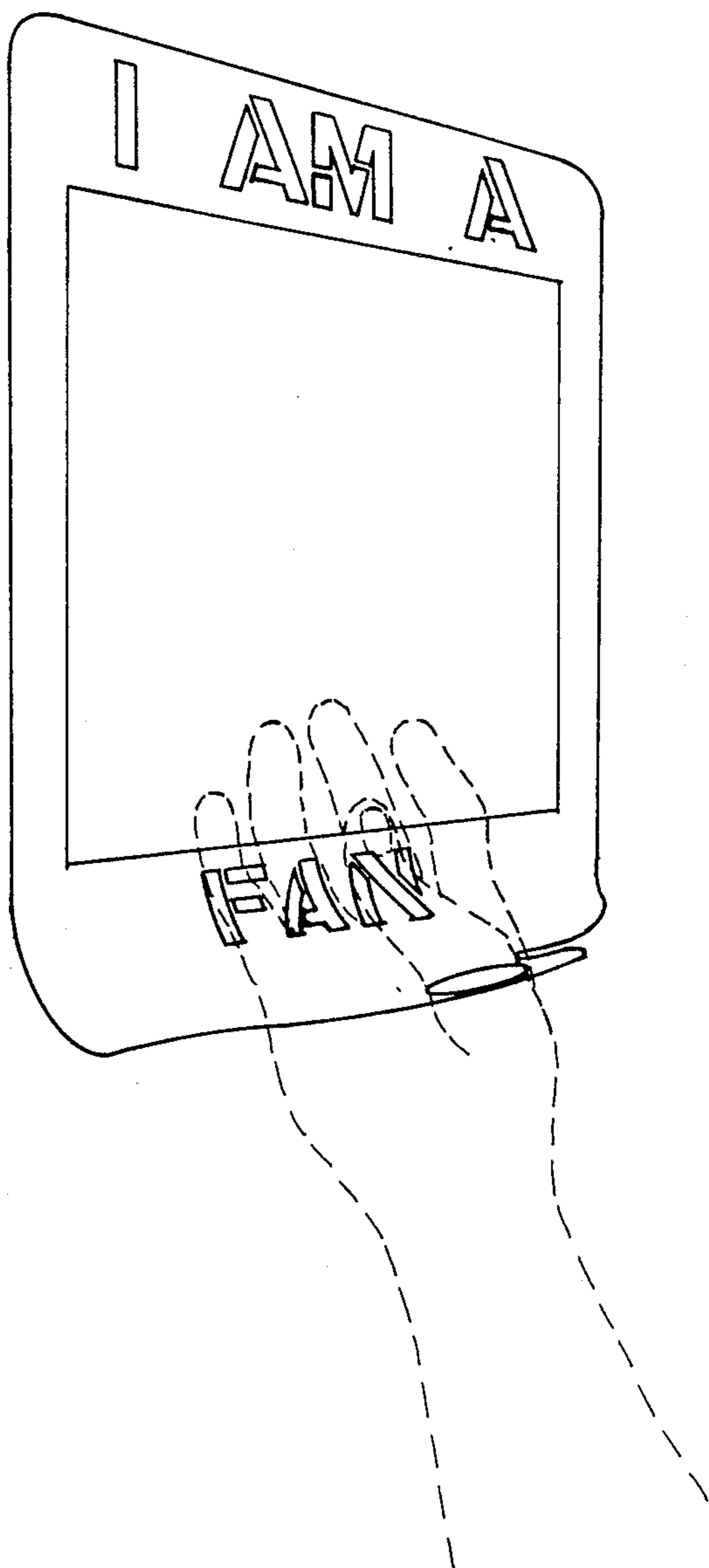


FIG. 1




FIG. 2

FIG. 3

FIG. 4

FIG. 5