

[54] ANKLE EXERCISER OR SIMILAR ARTICLE

[75] Inventors: Denis B. Drennan, Evanston; Donald J. Maylahn, Skokie, both of Ill.

[73] Assignee: DM Systems, Inc., Evanston, Ill.

[**] Term: 14 Years

[21] Appl. No.: 935,609

[22] Filed: Dec. 1, 1986

Related U.S. Application Data

[63] Continuation of Ser. No. 653,086, Sep. 21, 1984.

[52] U.S. Cl. D21/191

[58] Field of Search D21/191-99; D24/49; 272/143, 93, 109, 67, 119, 125, 137, 145

References Cited

U.S. PATENT DOCUMENTS

D. 267,200	12/1982	Milding	D24/49
D. 274,828	7/1984	Evans	D21/191
1,531,670	3/1925	Levy	.	
1,706,654	3/1929	Christesen	.	
2,224,103	12/1940	Nilson	272/57
2,760,774	8/1956	Perez	272/57

3,477,426	11/1969	Wincheski	128/80
3,819,177	6/1974	Spiro	272/82
4,245,840	1/1981	Van Housen	272/137
4,273,328	6/1981	Ozbey et al.	272/143

OTHER PUBLICATIONS

Sporting Goods Dealer, 12-1974, p. 102, "Ex-R-Loop".

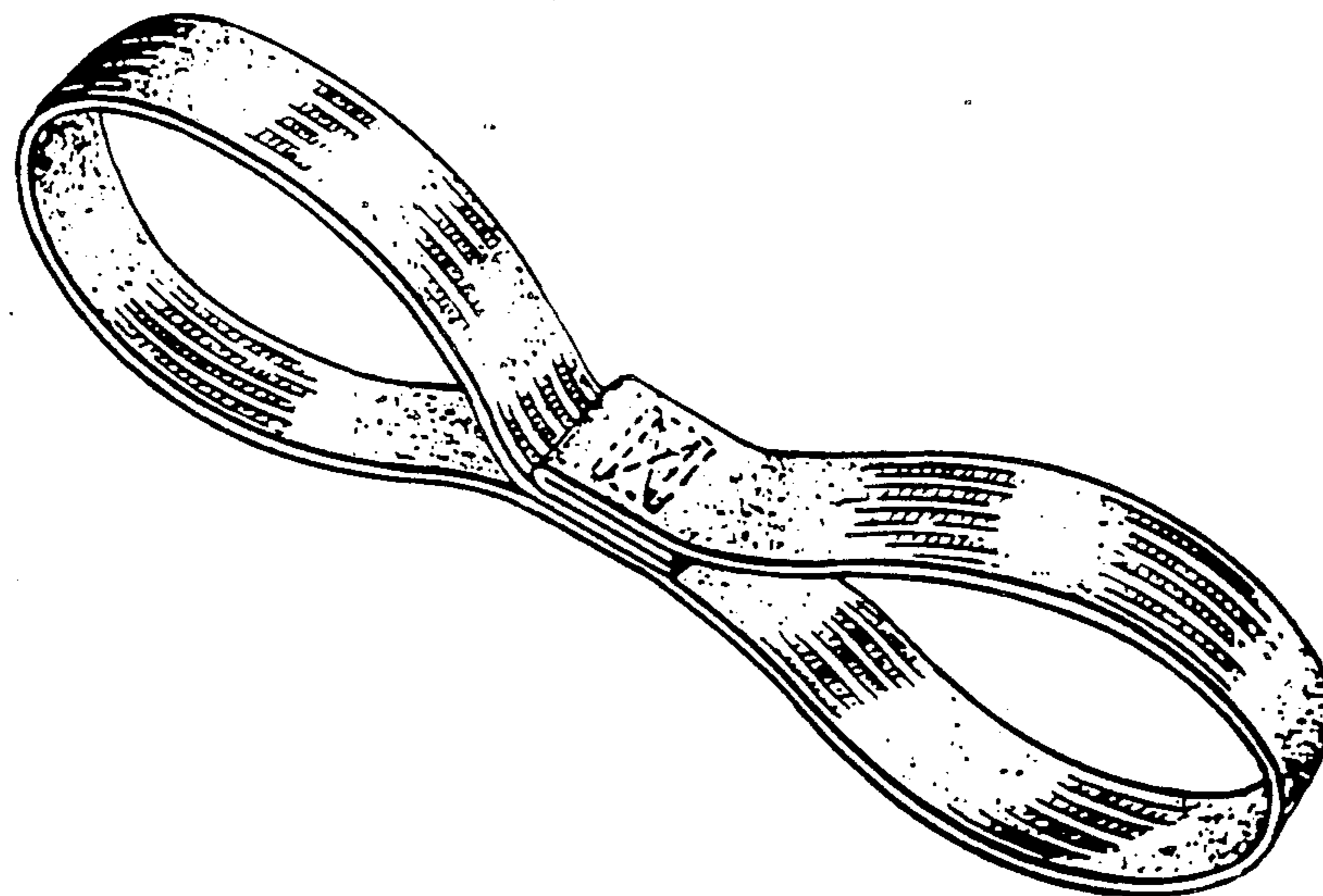
Primary Examiner—Charles A. Rademaker
Attorney, Agent, or Firm—Mason, Kolehmainen, Rathburn & Wyss

CLAIM

[57] The ornamental design for an ankle exerciser or similar article, substantially as shown and described.

DESCRIPTION

FIG. 1 is a front elevational, perspective view of an ankle exerciser or similar article showing our new design;
FIG. 2 is a front elevational view thereof;
FIG. 3 is a side elevational view thereof, an opposite side view being a mirror image thereof;
FIG. 4 is a rear elevational view thereof; and
FIG. 5 is an end elevational view thereof, an opposite end view being a mirror image thereof.






Fig. 1

Fig. 2.




Fig. 3.




Fig. 4.




Fig. 5

