

[54] **FINGER PUPPET**

[76] **Inventor: Nicholas S. Rotondo, 108 E. 14th St.,  
Wilmington, Del. 19801**

[\*\*] **Term: 14 Years**

[21] **Appl. No.: 83,428**

[22] **Filed: Aug. 10, 1987**

[52] **U.S. Cl. .... D21/153; D21/168**

[58] **Field of Search ..... D21/166-184,  
D21/153, 152, 189; 446/327, 328, 329; D9/455,  
337**

[56] **References Cited**

**U.S. PATENT DOCUMENTS**

D. 184,674	3/1959	Freberg .....	D21/153
D. 188,945	10/1960	Laganella et al. ....	D21/153
D. 214,801	7/1969	Adolph .....	D21/189
D. 233,541	11/1974	Christiansen .....	D21/189
D. 287,386	12/1986	Kaiser et al. ....	D21/189
2,751,708	6/1956	Plummer .....	446/329 X
3,768,197	10/1973	Shimamura .....	D21/168 X

3,911,618 10/1975 Gerst ..... 446/329

**OTHER PUBLICATIONS**

Ka-Klar Cloth Toy, 1968, p. 15, bottom right of the page.

Marlon Creating Inc., 1976-1977, p. 9, No. 9605.

*Primary Examiner*—Melvin B. Feifer

*Assistant Examiner*—Prabhakar Deshmukh

*Attorney, Agent, or Firm*—Connolly & Hutz

[57] **CLAIM**

The ornamental design for a finger puppet, as shown and described.

**DESCRIPTION**

FIG. 1 is a front elevation of a finger puppet showing my new design;



FIG. 2 is a left side elevation thereof;

FIG. 3 is a right side elevation thereof;

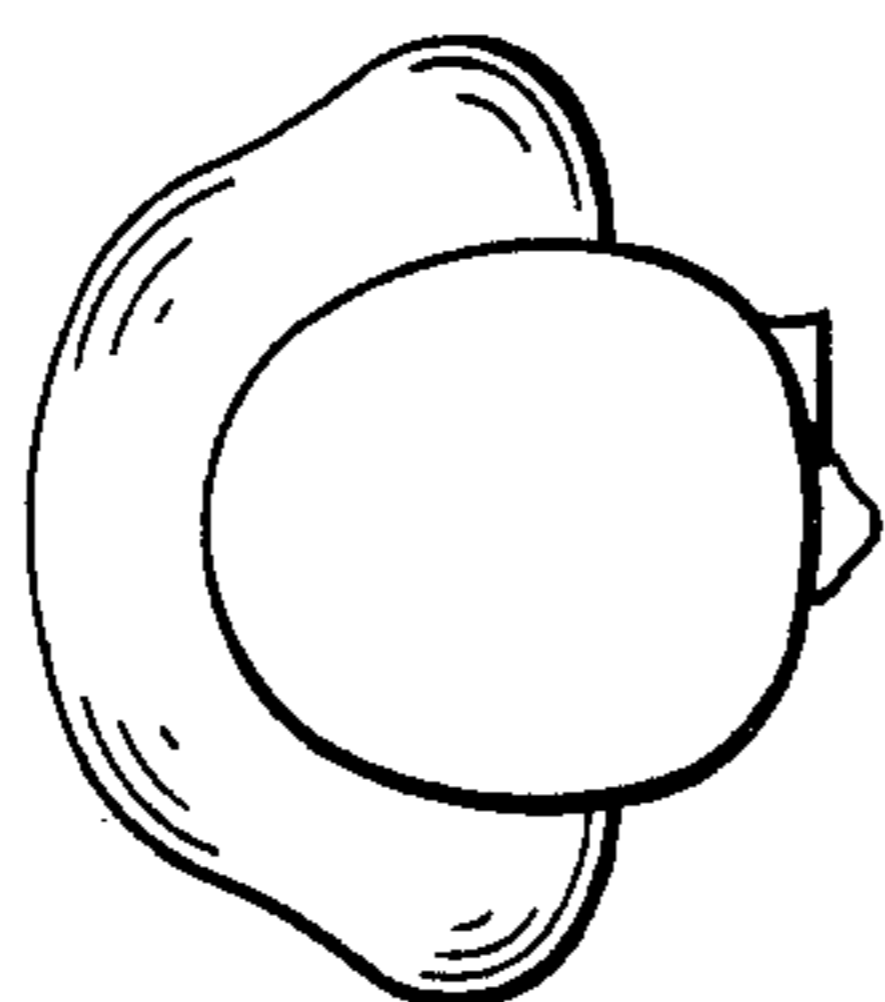
FIG. 4 is a rear elevation thereof;

FIG. 5 is a top plan view thereof; and


FIG. 6 is a bottom plan view thereof.




*Fig. 5.*




*Fig. 1.*



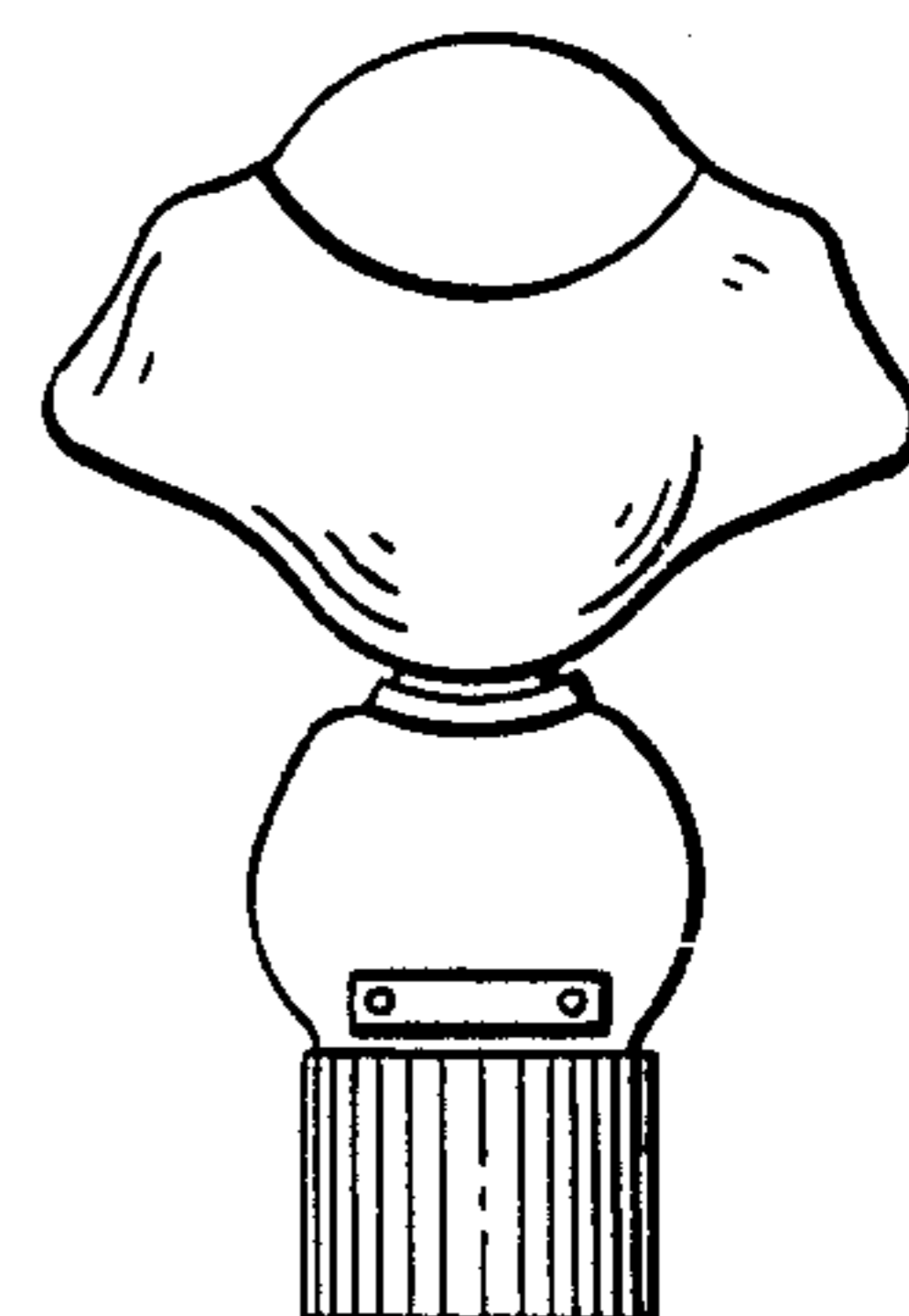
*Fig. 2.*



*Fig. 3.*



*Fig. 4.*



*Fig. 6.*

