

[54] **SNARE DRUM LUG CASING**
[75] **Inventor: Mitsuo Yanagisawa, Chiba, Japan**
[73] **Assignee: Pearl Musical Instrument Co., Chiba, Japan**
[**] **Term: 14 Years**
[21] **Appl. No.: 184,709**
[22] **Filed: Apr. 22, 1988**
[52] **U.S. Cl. D17/22**
[58] **Field of Search D17/22, 99; D21/64; 84/411 R, 413**

4,790,229 12/1988 Hoshino 84/413

Primary Examiner—Bernard Ansher
Assistant Examiner—Adir Aronovich
Attorney, Agent, or Firm—Harrington A. Lackey

[57] **CLAIM**

The ornamental design for a snare drum lug casing, as shown and described.


DESCRIPTION

FIG. 1 is a left side elevational view of a snare drum lug casing showing my new design, the right side being a mirror image of the side shown; FIG. 2 is a front elevational view thereof; FIG. 3 is a rear elevational view thereof; and FIG. 4 is a top plan view thereof. The broken line showing of a drum shell, drum head, and lug bolt is for illustrative purposes only, and forms no part of the claimed design.

[56] **References Cited**

U.S. PATENT DOCUMENTS

D. 252,353 7/1979 Mikosz D17/22
D. 279,906 7/1985 Ireland D17/22
4,122,747 10/1978 Toshinori 84/411 R



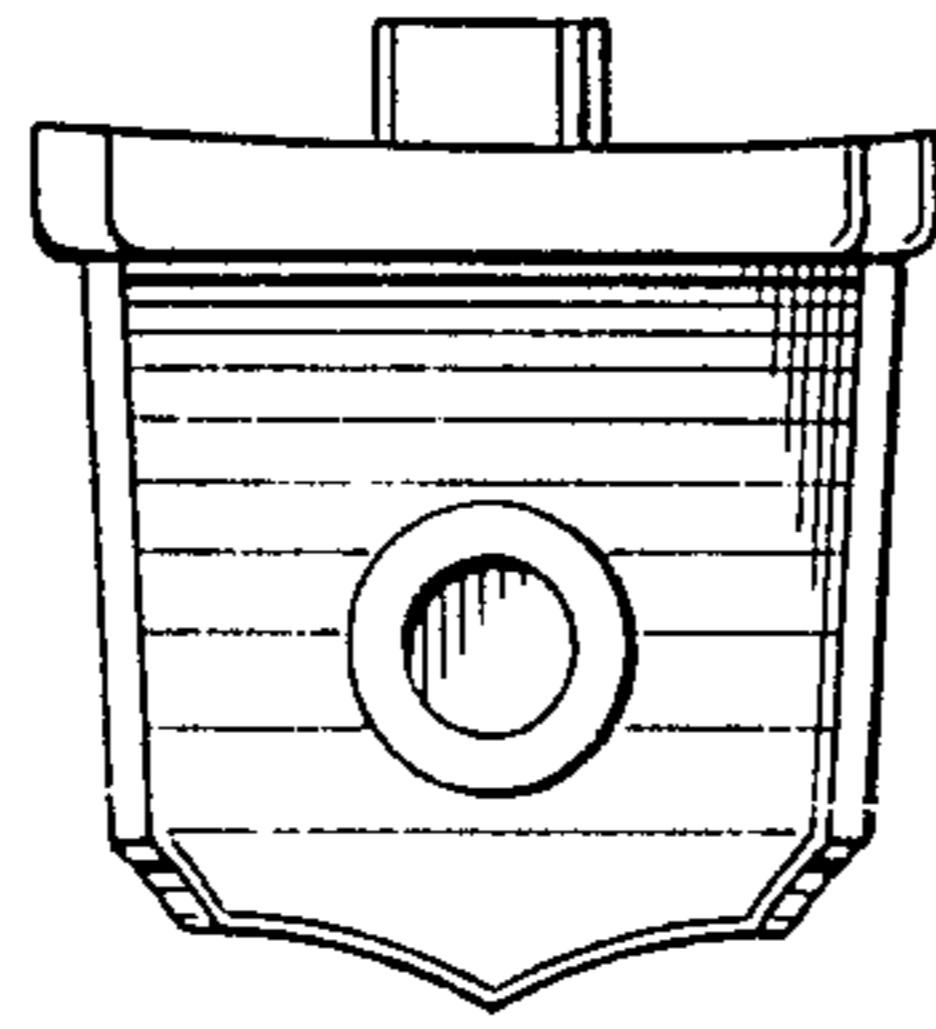


FIG. 4




FIG. 1




FIG. 2

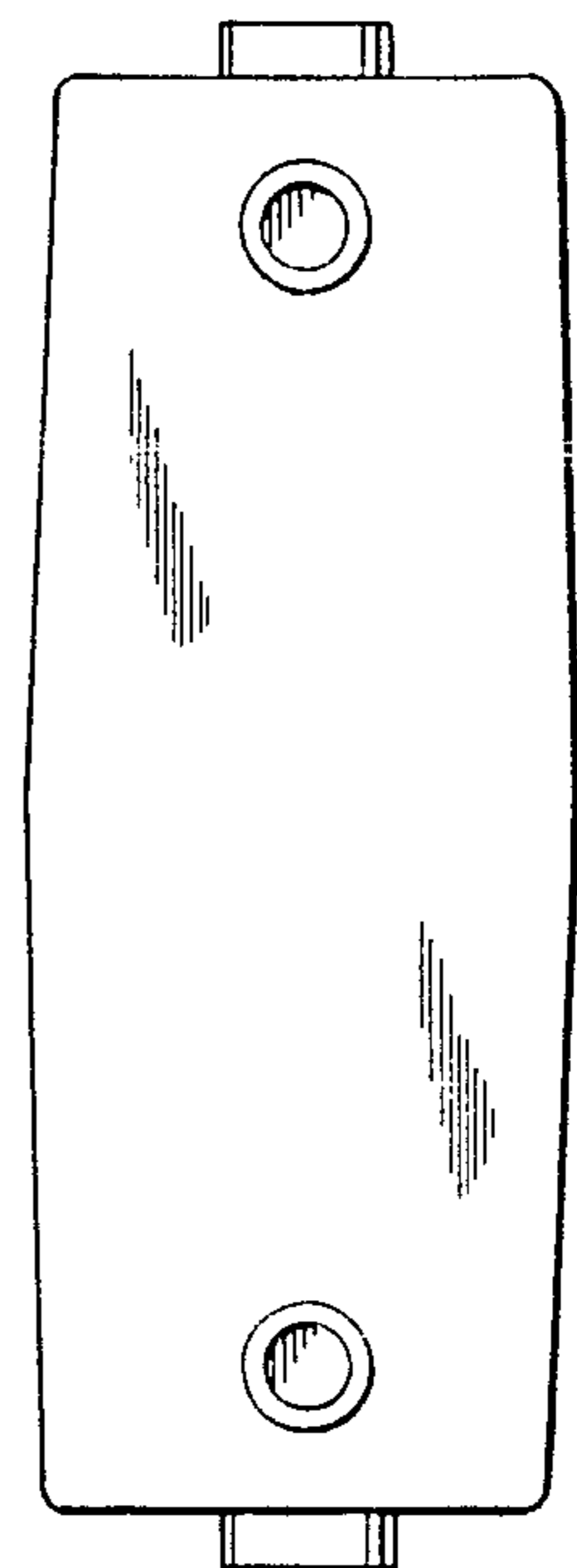


FIG. 3