

[54] **NOSE PAD FOR EYEGASSES**

[75] **Inventor: Helmut Wiedmann, Heilbronn, Fed. Rep. of Germany**

[73] **Assignee: Eyemetrics-Systems AG, Chur, Switzerland**

[\*\*] **Term: 14 Years**

[21] **Appl. No.: 45,675**

[22] **Filed: May 4, 1987**

[52] **U.S. Cl. .... D16/126**

[58] **Field of Search .... D16/102-123, D16/125-127; 351/41, 44-46, 49, 51, 52, 60, 65, 68-82, 88, 83, 87, 90, 96, 103, 122-124, 128, 136, 137**

[56] **References Cited**

**U.S. PATENT DOCUMENTS**

2,084,199	6/1937	Johnson	.....	351/137
2,144,165	1/1939	Page	.....	D16/108 X
2,340,663	2/1944	Heindselman	.....	351/69
4,420,227	12/1983	Speer	.....	351/88

**FOREIGN PATENT DOCUMENTS**

0067373	12/1982	European Pat. Off.	.....	351/65
3506073	8/1986	Fed. Rep. of Germany	.....	351/88

**OTHER PUBLICATIONS**

Bausch & Lomb Optical Co., 1935 Catalog, p. 45, Item A.  
Bausch & Lomb Optical Co., 1935 Catalog, p. 53, Items 3 and 4.

*Primary Examiner*—Bruce W. Dunkins  
*Assistant Examiner*—Clare E. Heflin  
*Attorney, Agent, or Firm*—Roth & Goldman

[57] **CLAIM**

The ornamental design for a nose pad for eyeglasses, as shown and described.

**DESCRIPTION**

FIG. 1 is a front elevational view of the nose pad for eyeglasses showing my new design, the rear view being a mirror image thereof;  
FIG. 2 is a top plan view thereof;  
FIG. 3 is a side elevational view thereof, the opposite side being plain and unornamented; and  
FIG. 4 is a perspective view thereof showing the environmental structure in broken lines for illustrative purposes only.

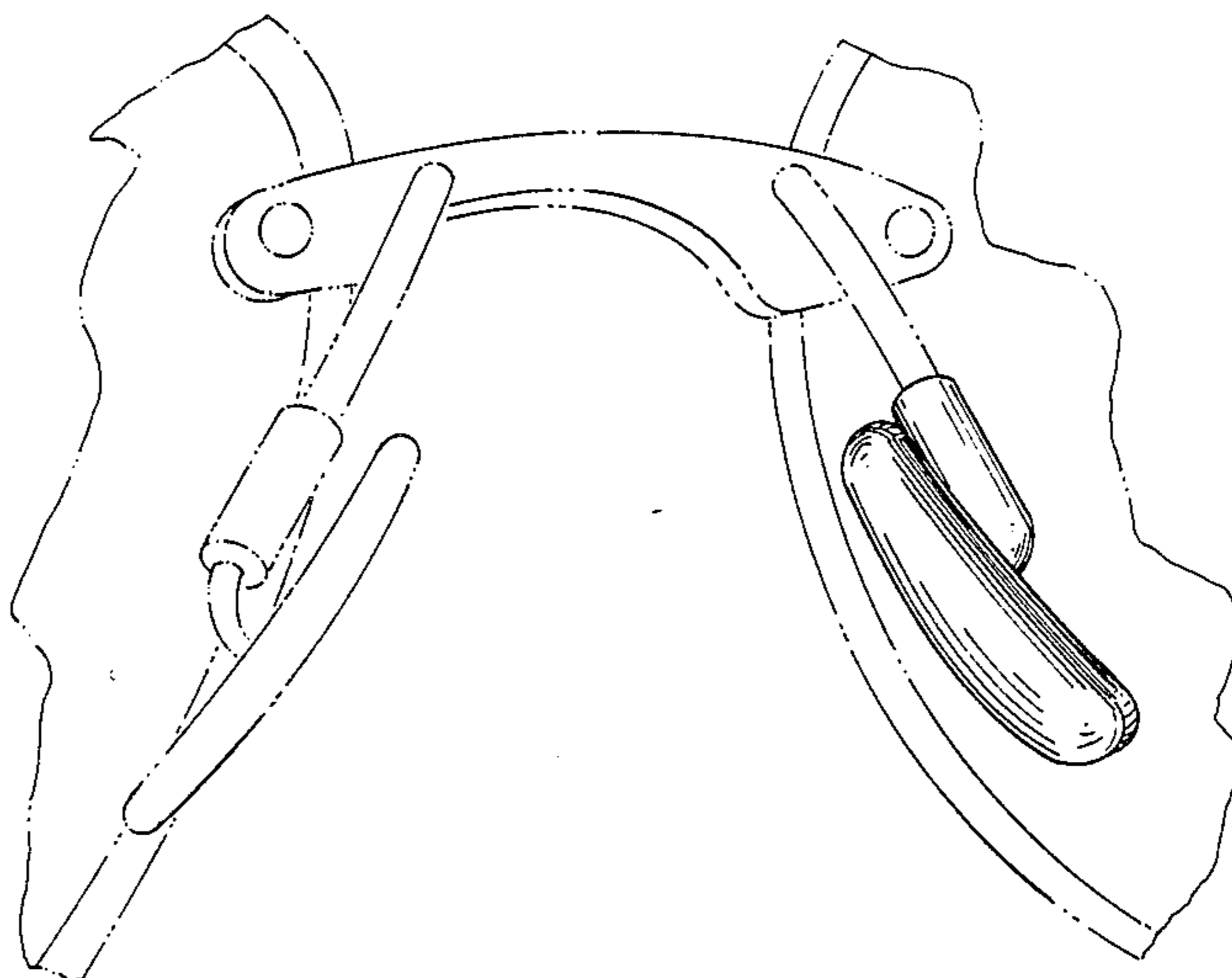


FIG. 3

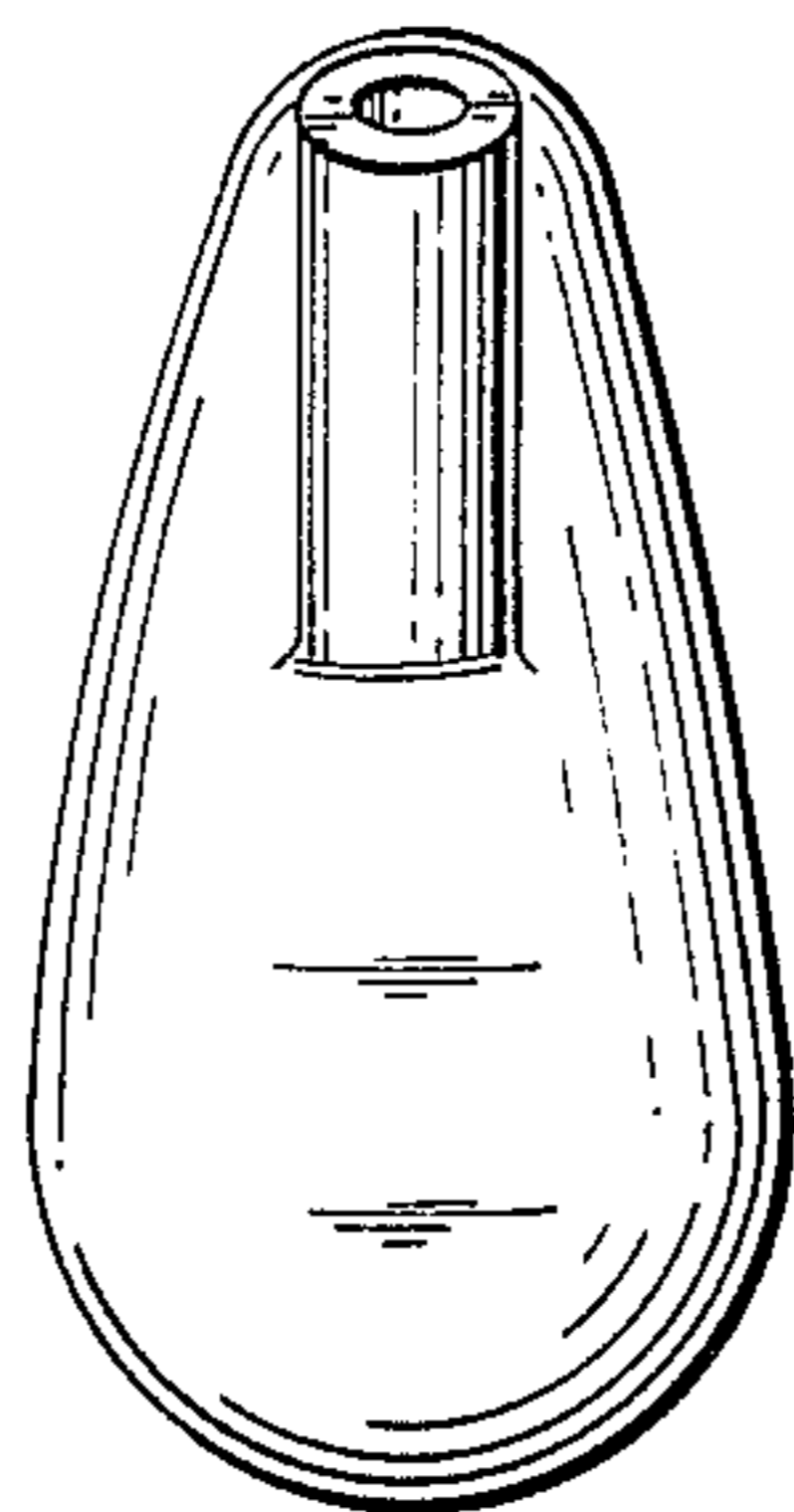


FIG. 1

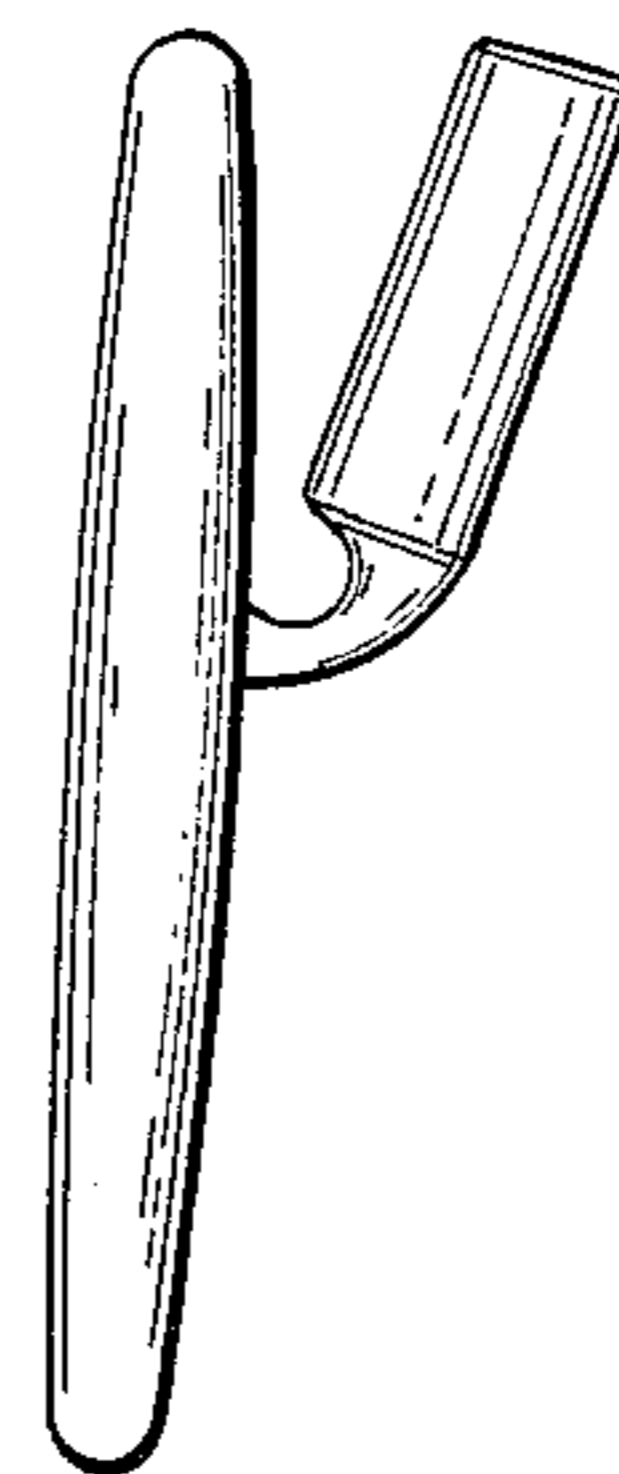


FIG. 2

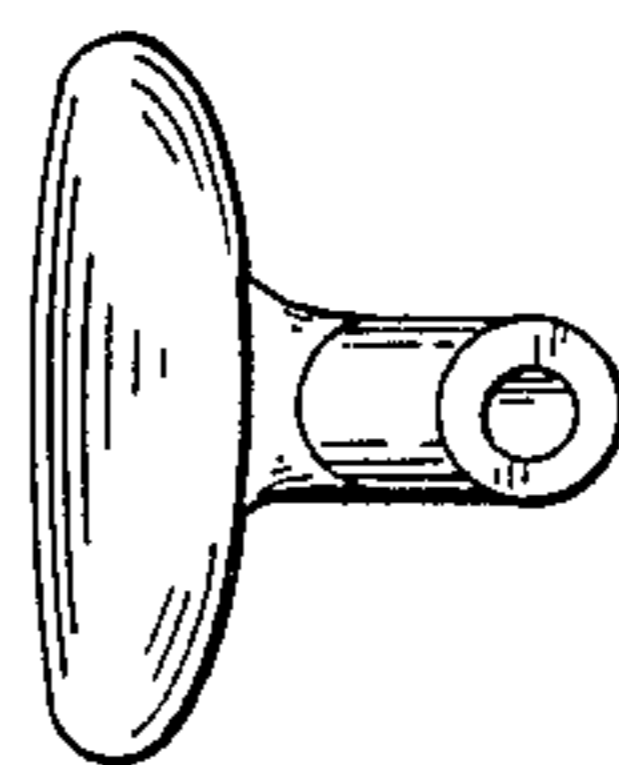


FIG. 4

