

[54] PICKUP TRUCK BODY

[75] Inventors: David E. Hackett, El Toro; Kevin K. Hunter, Laguna Niguel, both of Calif.; Kintaro Matsumoto, Hino, Japan

[73] Assignee: Toyota Jidosha Kabushiki Kaisha, Toyota, Japan

[**] Term: 14 Years

[21] Appl. No.: 139,693

[22] Filed: Dec. 29, 1987

[52] U.S. Cl. D12/98

[58] Field of Search D12/98, 156; 296/183, 296/10, 100, 99.1, 102, 24.1

[56] References Cited

U.S. PATENT DOCUMENTS

- D. 249,675 9/1978 Mashigan D12/156
- D. 281,488 11/1985 Collins D12/156
- D. 295,394 4/1988 Soma D12/98

OTHER PUBLICATIONS

- Motor Trend, 3/86, Nissan Advertising Insert between pp. 68 & 69, Nissan King Cab & Standard Regular Bed Pickup Trucks, top of page.
- Motor Trend, 5/86, p. 19, Mitsubishi Pickup Truck, top of page.
- Motor Trend, 9/86, p. 91, Mitsubishi SPX4WD Pickup Truck, bottom of page.
- Motor Trend, 11/86, p. 56, Mazda Pickup Truck.

Primary Examiner—James M. Gandy
Attorney, Agent, or Firm—Fred Flam

[57] CLAIM

The ornamental design for a pickup truck body, as shown and described.

DESCRIPTION

FIG. 1 is a front perspective view of a pickup truck body incorporating our new design, and illustrating the right side thereof;

FIG. 2 is a rear perspective view illustrating the right side thereof;

FIG. 3 is an enlarged front perspective view thereof;

FIG. 4 is an enlarged rear perspective view thereof;

FIG. 5 is a top plan view thereof;

FIG. 6 is a right side elevation view thereof, the left side being a mirror image of that shown;

FIG. 7 is a front perspective view of a pickup truck body showing a second embodiment of our new design illustrating the right side thereof;

FIG. 8 is a rear perspective view illustrating the right side of the embodiment of FIG. 7;

FIG. 9 is an enlarged front perspective view of the embodiment of FIG. 7;

FIG. 10 is an enlarged rear perspective view of the embodiment of FIG. 7;

FIG. 11 is a top plan view of the embodiment of FIG. 7; and

FIG. 12 is a right side elevational view of the embodiment of FIG. 7, the left side being a mirror image of that shown.

The broken line showing of the tires is for illustrative purposes only and forms no part of the claimed design.

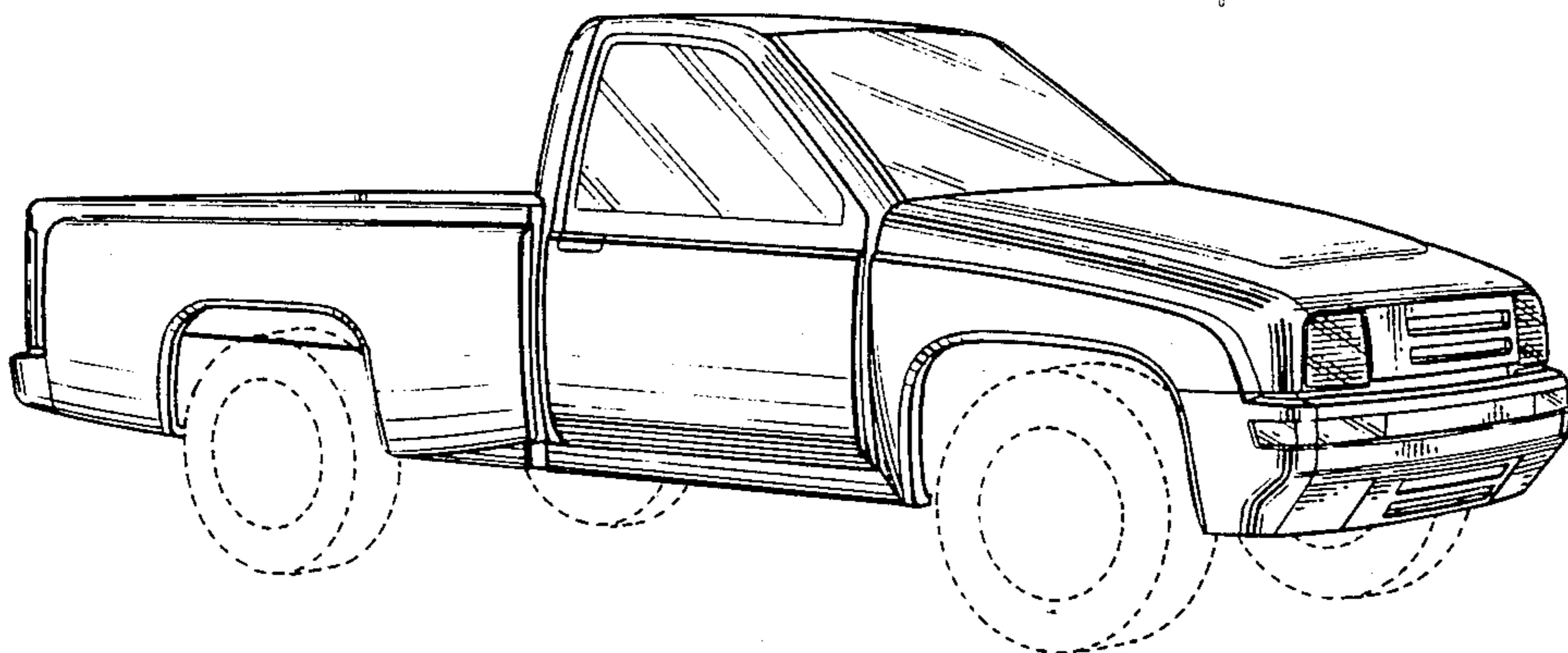


FIG. 1




FIG. 2




FIG. 3




FIG. 4

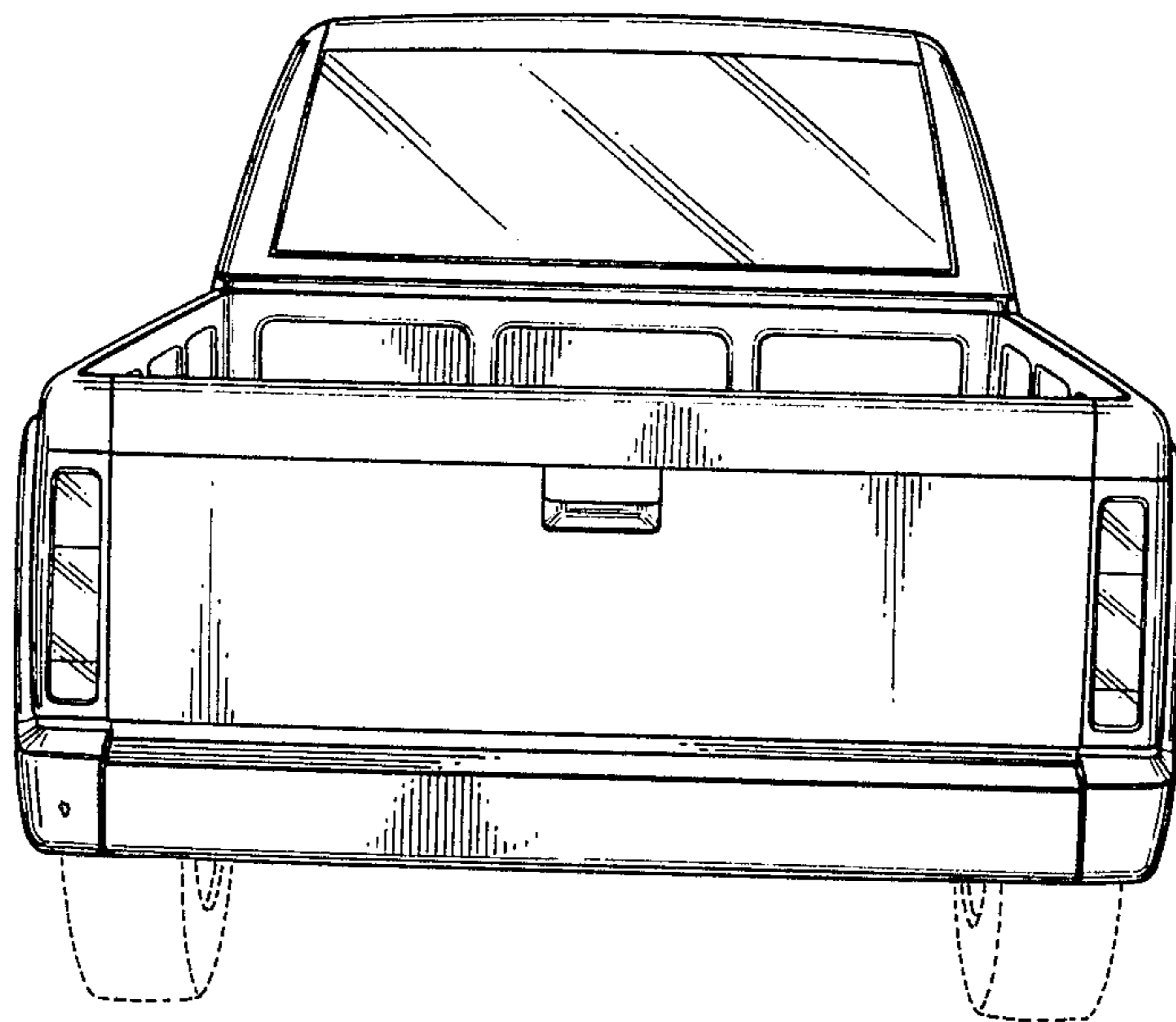


FIG. 5




FIG. 6

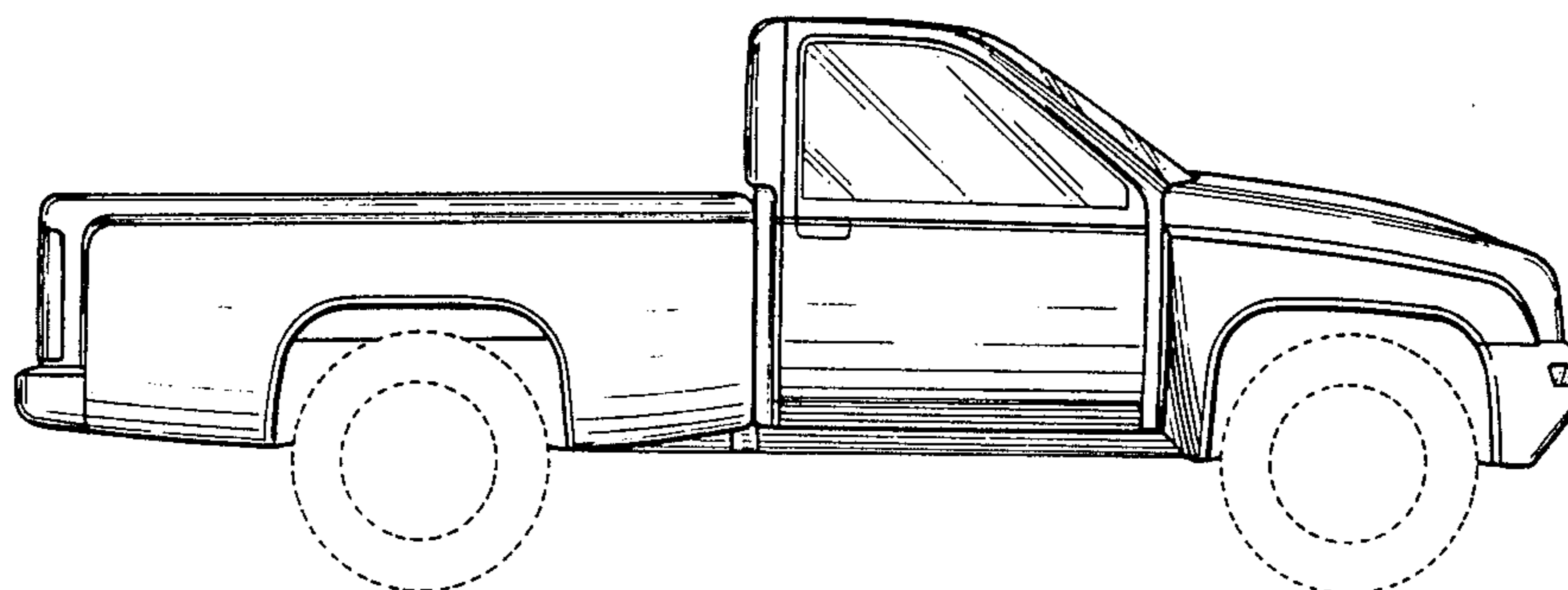


FIG. 7




FIG. 8




FIG. 9




FIG. 10

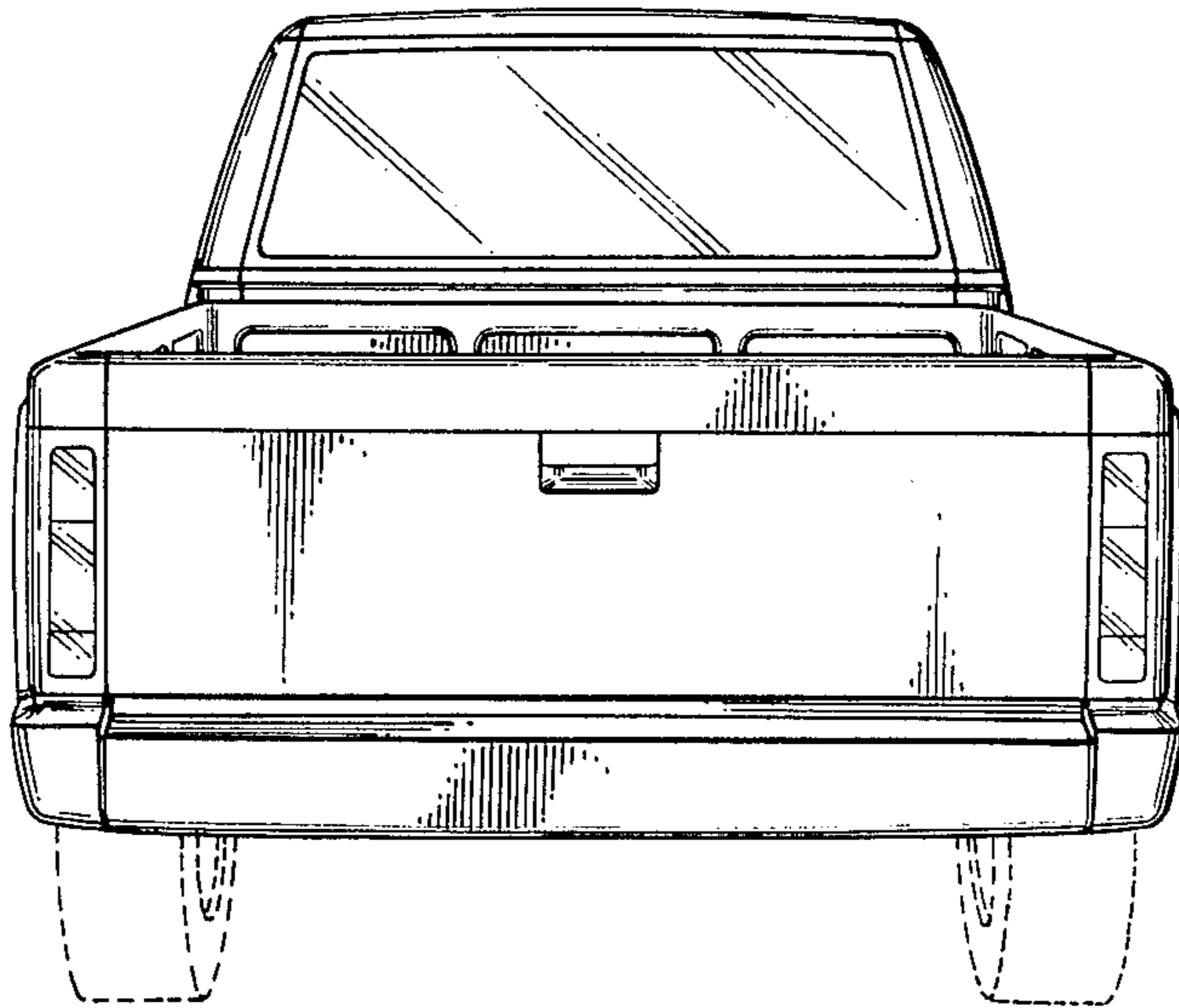


FIG. 11

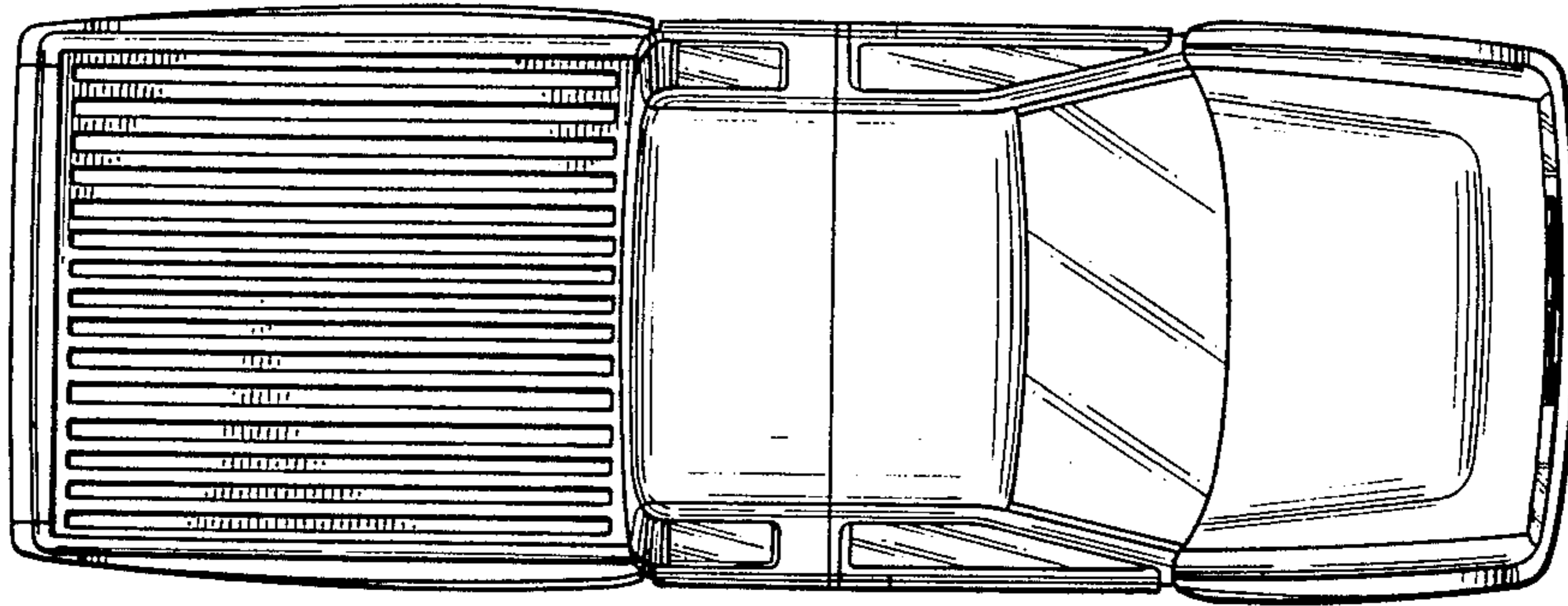


FIG. 12

