

[54] **BODY DRIER OR WARMER**
 [75] **Inventor: Gene Blevins, Bremerton, Wash.**
 [73] **Assignee: Galaxy Machine Corporation, Redmond, Wash.**
 [**] **Term: 14 Years**
 [21] **Appl. No.: 167,424**
 [22] **Filed: Mar. 14, 1988**
 [52] **U.S. Cl. D28/54.1**
 [58] **Field of Search D23/314; D28/54.1; 219/366, 367, 370, 359, 373, 368; 34/202, 90, 91**

3,711,958 11/1973 Lepage 219/370
 3,878,621 4/1975 Duerre 34/233 X
 3,918,171 11/1975 Hull 34/243 C
 4,454,768 6/1984 Mansel 200/81.9 R
 4,558,526 12/1985 Baus 34/232
 4,594,797 6/1986 Houck 34/225
 4,685,222 8/1987 Houck 34/229
 4,756,094 7/1988 Houck, Jr. 34/243 R
 4,780,595 10/1988 Alban 219/370

FOREIGN PATENT DOCUMENTS

752165 7/1933 France 219/379
 586949 4/1947 United Kingdom 219/370
 2140295 11/1984 United Kingdom 219/373
 2146522 4/1985 United Kingdom 219/366

[56] **References Cited**
U.S. PATENT DOCUMENTS

D. 180,322 5/1957 Feingold D28/54.1
 D. 293,602 1/1988 Levine D28/54.1
 1,091,733 3/1914 Cook 219/369
 1,217,229 2/1917 Smith 219/364
 1,517,434 12/1924 Kluever 219/368 X
 1,517,738 12/1924 Loker 219/368
 2,255,759 9/1941 Carpenter 219/366 X
 2,448,834 9/1948 Rousseau 34/243 C
 2,528,650 11/1950 Graham 219/370
 2,577,104 12/1951 Butler 200/81.9 R
 2,777,934 1/1957 Falkenthal 219/364
 2,977,455 3/1961 Murphy 219/366
 3,128,161 4/1964 Hudon 34/233
 3,449,838 6/1969 Chancellor 219/370 X
 3,621,199 11/1971 Goldstein 219/370

Primary Examiner—James M. Gandy
Assistant Examiner—Lisa Lichtenstein
Attorney, Agent, or Firm—Bruce A. Kaser

[57] **CLAIM**

The ornamental design for a body drier or warmer, as shown and described.

DESCRIPTION

FIG. 1 is a left side elevation view of a body drier or warmer showing my new design;
 FIG. 2 is a front elevation view thereof;
 FIG. 3 is a right side elevation view thereof;
 FIG. 4 is rear elevation view thereof;
 FIG. 5 is a top plan view thereof; and
 FIG. 6 is a bottom plan view thereof.



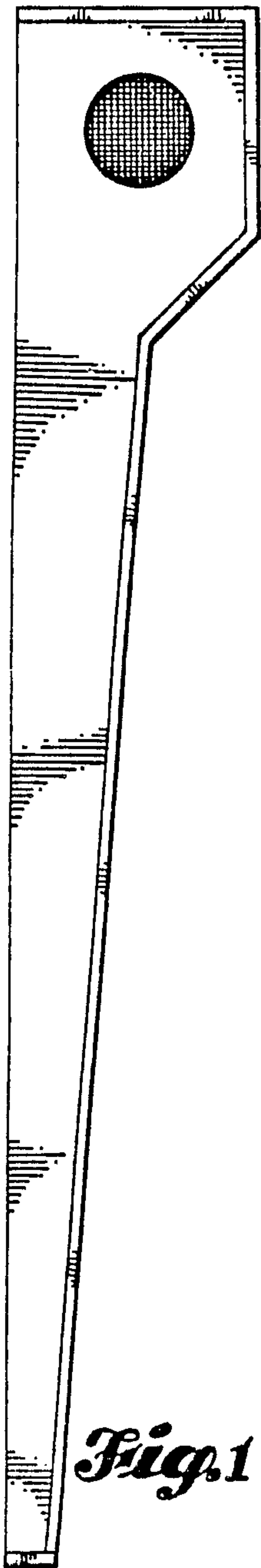


Fig. 1

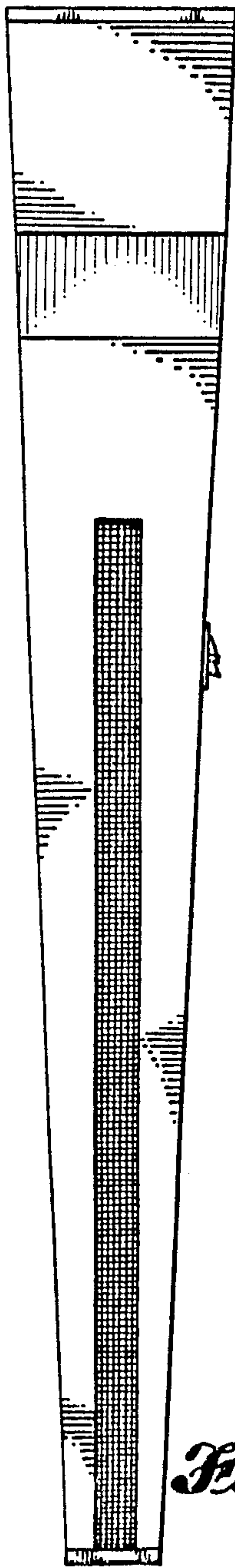


Fig. 2

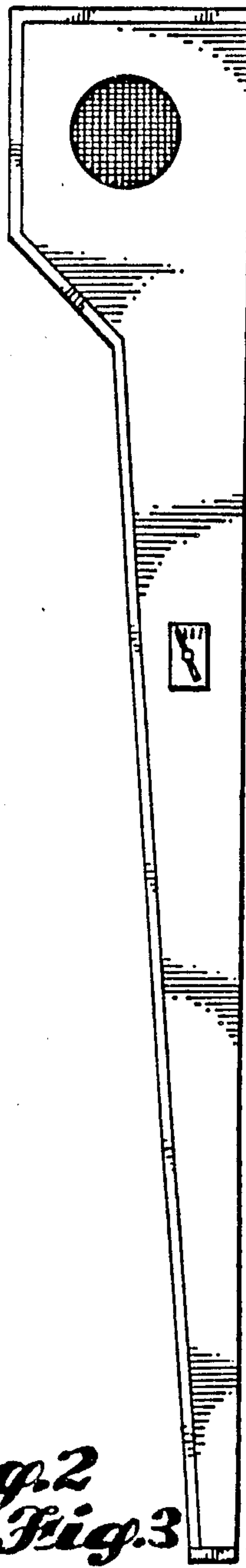


Fig. 3

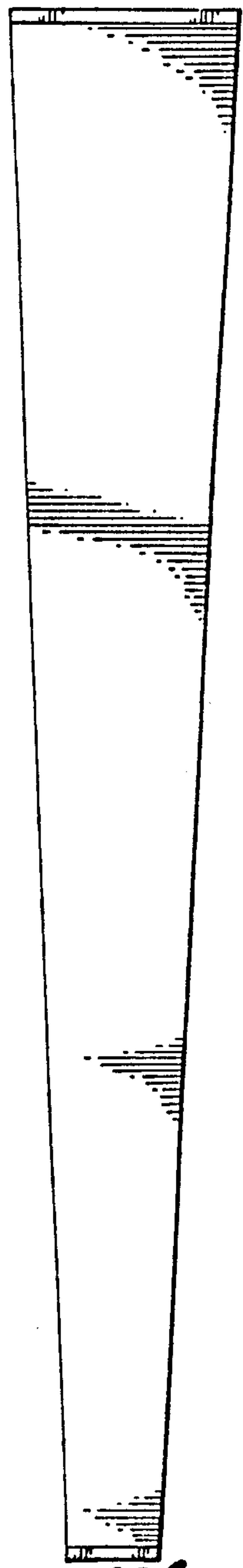


Fig. 4

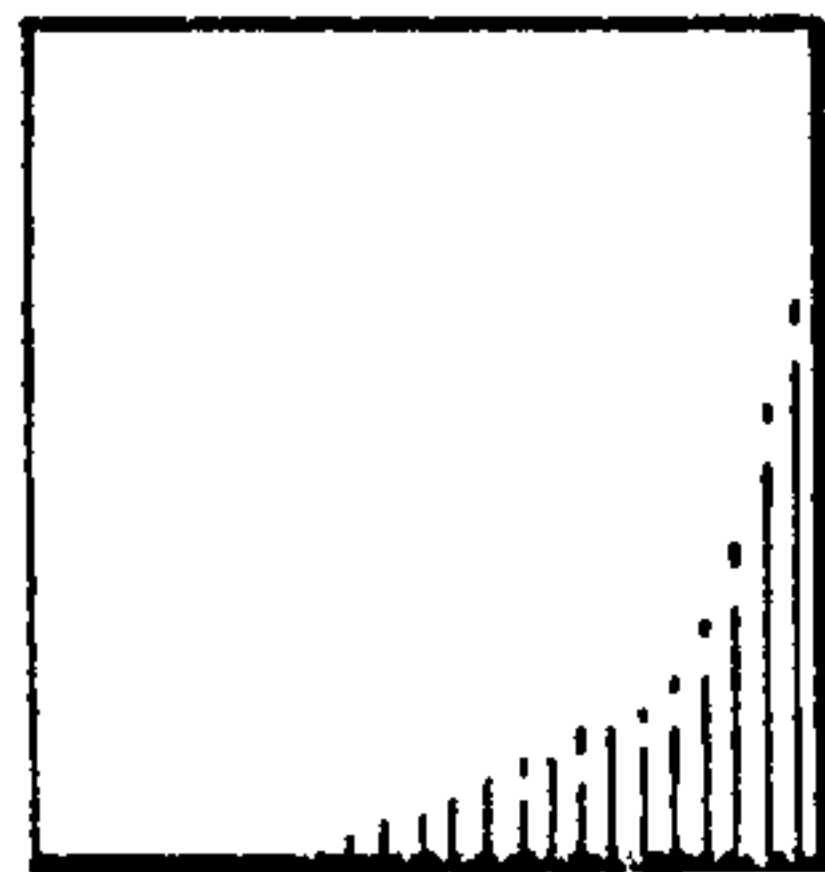


Fig. 5

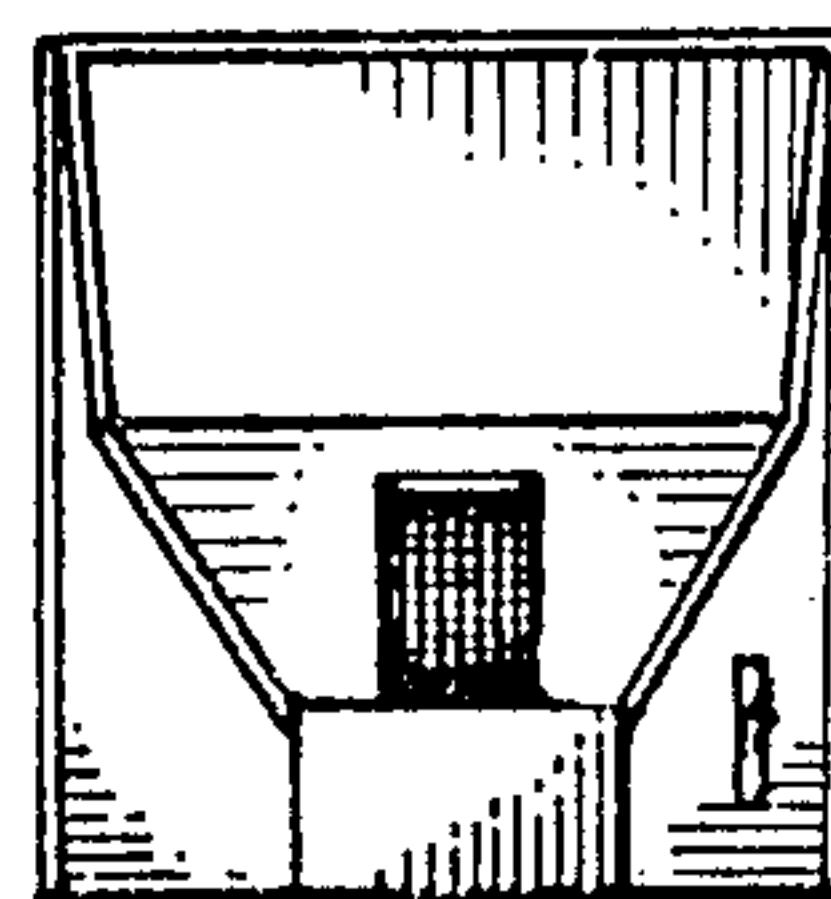


Fig. 6