

# United States Patent [19]

Hawes, Jr. et al.

[11] Patent Number: **Des. 311,024**

[45] Date of Patent: **\*\* Oct. 2, 1990**

[54] **CALENDAR TRAY**

[75] Inventors: **Robert E. Hawes, Jr.,** Huntington Bay; **Eric Aaldenberg,** Bayside, both of N.Y.

[73] Assignee: **Esselte Pendaflex Corporation,** Garden City, N.Y.

[\*\*] Term: **14 Years**

[21] Appl. No.: **171,914**

[22] Filed: **Mar. 22, 1988**

[52] U.S. Cl. .... **D19/20**

[58] Field of Search ..... **D19/20, 21, 22, 25; 40/120, 107, 118; 283/1 A, 98, 1 B, 48.1, 36, 92, 94, 72; 281/15.1**

[56] **References Cited**

**U.S. PATENT DOCUMENTS**

D. 124,531 1/1941 Jensen ..... D19/26 X

D. 233,567 11/1974 Perry ..... D19/20  
D. 298,438 11/1988 Lothe ..... D19/20  
2,633,373 3/1953 Marano ..... 40/120 X  
4,457,088 7/1984 Sharber ..... 40/120

*Primary Examiner*—Wallace R. Burke  
*Assistant Examiner*—Pamela J. Schmidt  
*Attorney, Agent, or Firm*—Darby & Darby

[57] **CLAIM**

The ornamental design for a calendar tray, as shown.

**DESCRIPTION**

FIG. 1 is a perspective view of a calendar tray showing our new design;  
FIG. 2 is a front elevational view thereof;  
FIG. 3 is a right side elevational view thereof, the left side view being a mirror image thereof;  
FIG. 4 is a top plan view thereof;  
FIG. 5 is a bottom plan view thereof; and  
FIG. 6 is a rear elevational view thereof.

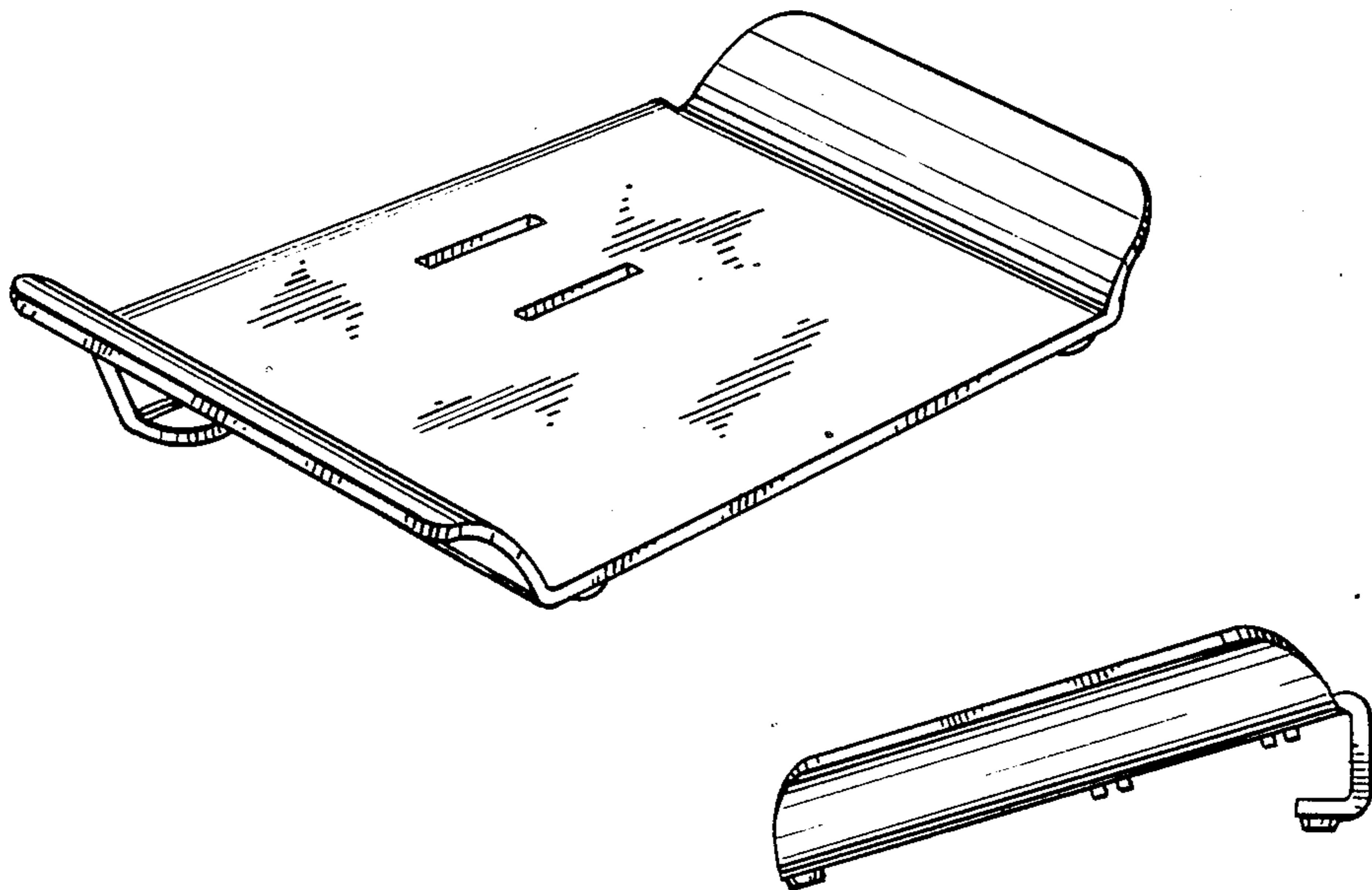


FIG. 1

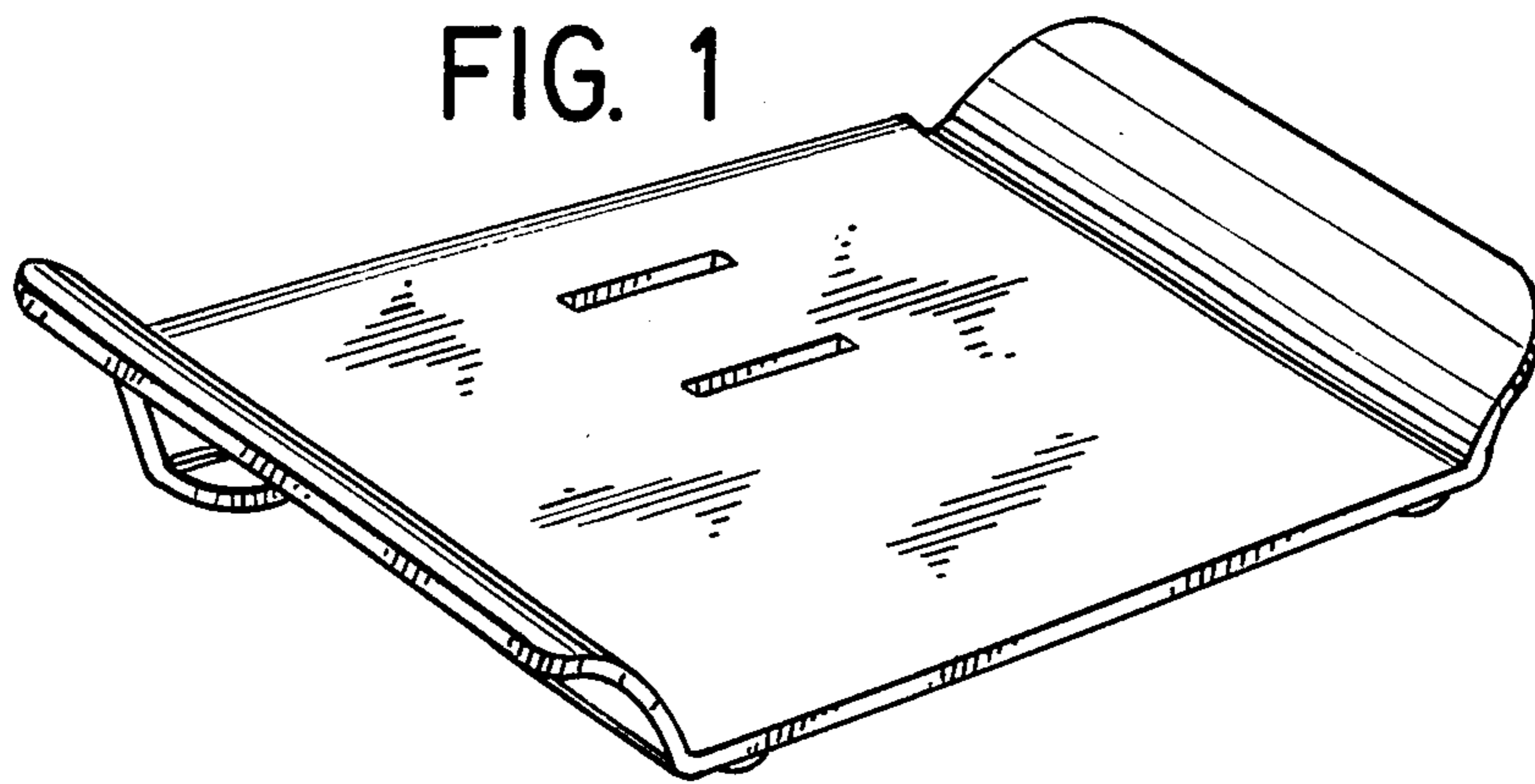


FIG. 2




FIG. 3




FIG. 4

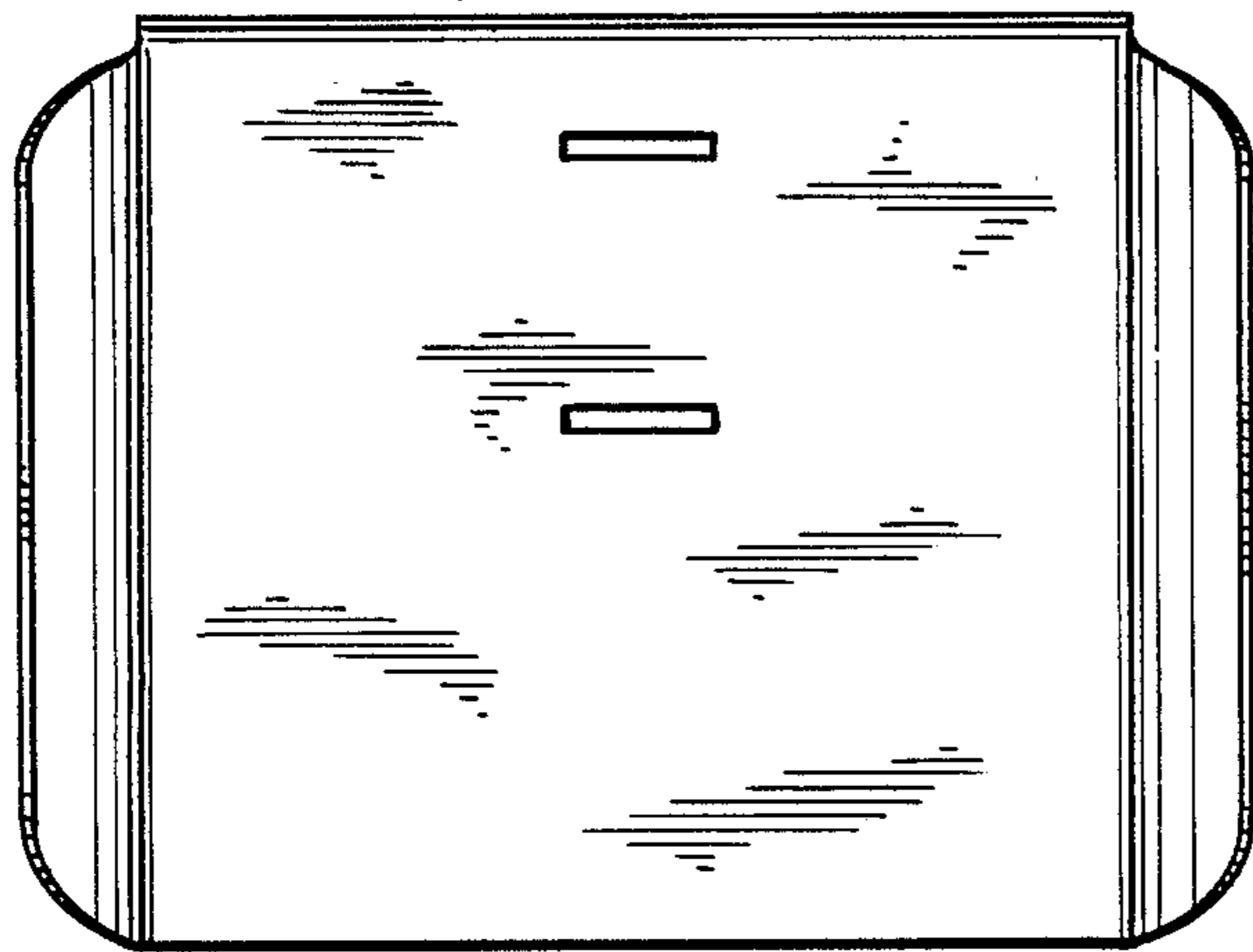


FIG. 5

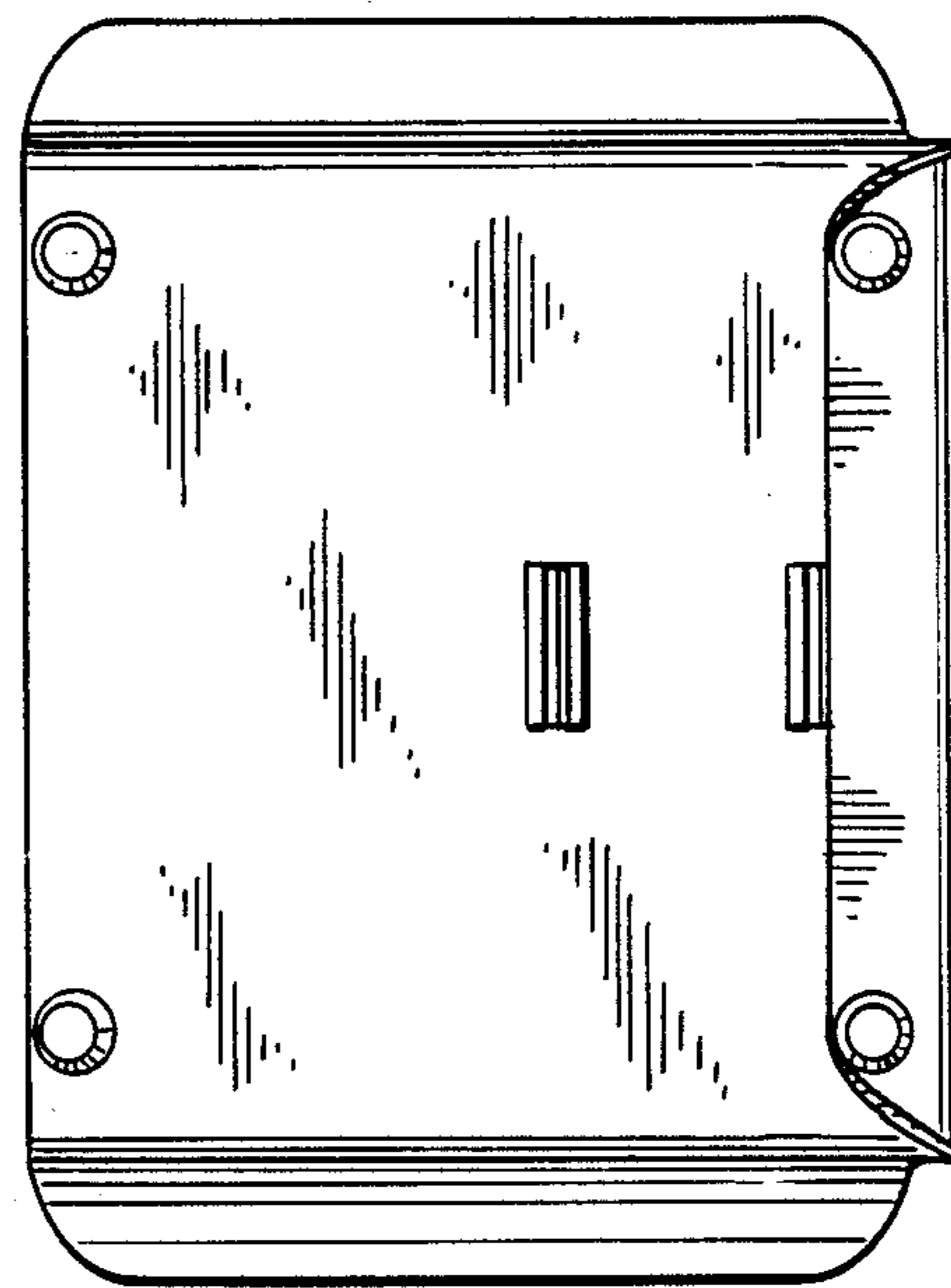


FIG. 6

