

[54] EXPANSION UNIT FOR A PERSONAL COMPUTER

D. 298,943 12/1988 Haager et al. .... D14/102  
4,781,347 11/1988 Dickie ..... 248/183

[75] Inventors: Troy A. Lee, Nicholasville; Peter J. Mendel, Lexington, both of Ky.; Ronald A. Smith, Apex, N.C.

[73] Assignee: International Business Machines Corporation, Armonk, N.Y.

[\*\*] Term: 14 Years

[21] Appl. No.: 38,267

[22] Filed: Apr. 14, 1987

[52] U.S. Cl. .... D14/100; D14/114

[58] Field of Search ..... D14/100-117;  
D13/40, 41; 360/97-99, 132, 133; 361/330, 331,  
332, 334, 380, 381, 390-395; 200/5 A, 5 R, 6 A,  
6 R; 248/183

[56] References Cited

U.S. PATENT DOCUMENTS

D. 279,675 7/1985 Akiyama ..... D14/100  
D. 296,898 7/1988 Hara ..... D14/109

OTHER PUBLICATIONS

Devoke Data Products-Fall/Winter 1984, p. 20, Disk Drive shown lower left side of page.

Primary Examiner—Susan J. Lucas  
Assistant Examiner—Freda S. Nunn  
Attorney, Agent, or Firm—John J. McArdle, Jr.

[57] CLAIM

The ornamental design for an expansion unit for a personal computer, as shown and described.

DESCRIPTION

FIG. 1 is a top plan view of an expansion unit for a personal computer showing our new design; FIG. 2 is a front elevational view thereof; FIG. 3 is a right side elevational view thereof; FIG. 4 is a left side elevational view thereof; FIG. 5 is a rear elevational view thereof; FIG. 6 is a bottom plan view thereof; and FIG. 7 is a top, front, right side perspective view thereof.

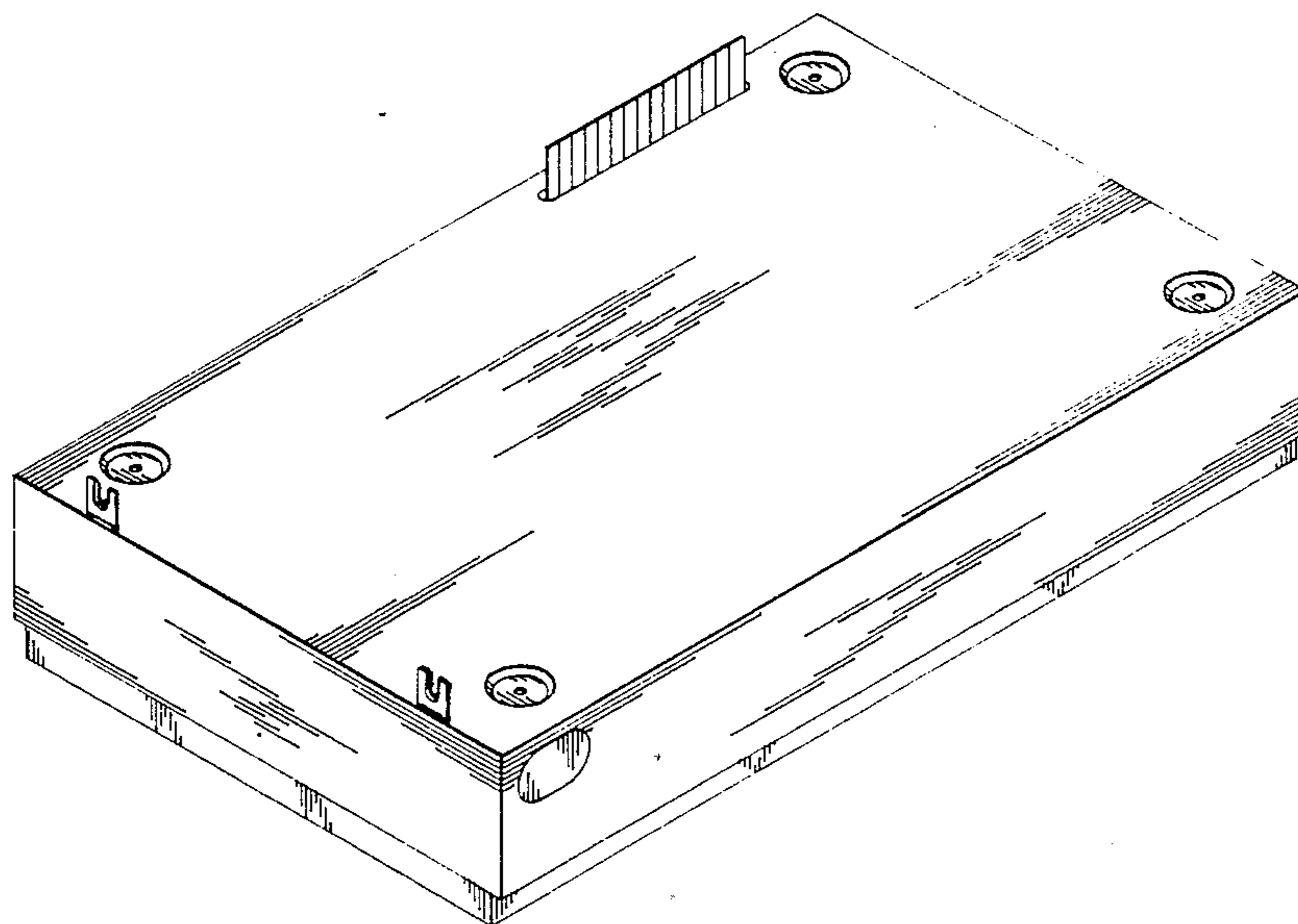


FIG. 1




FIG. 2




FIG. 3

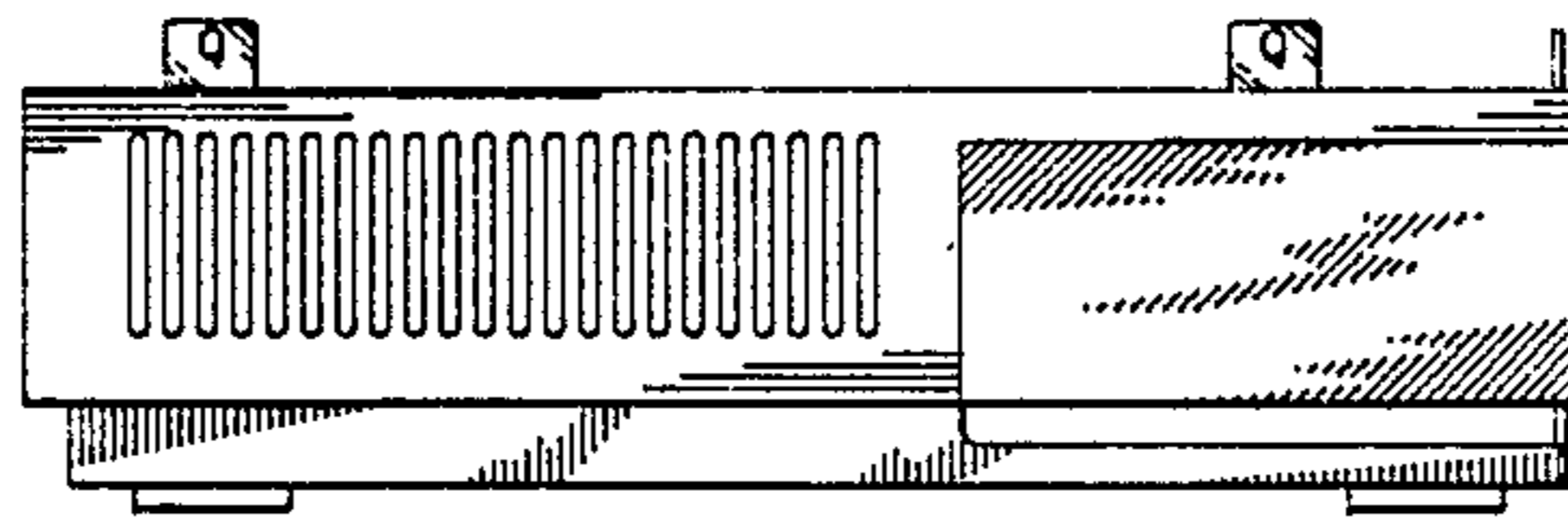


FIG. 4




FIG. 5

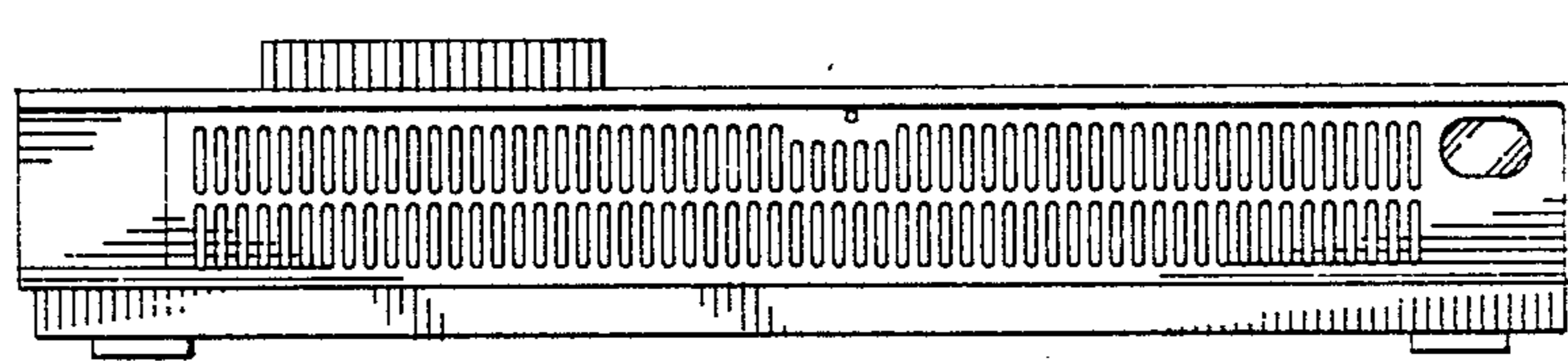


FIG. 6




FIG. 7

