

United States Patent [19]

Halm et al.

[11] Patent Number: **Des. 310,957**

[45] Date of Patent: **** Oct. 2, 1990**

[54] **CONTAINER WITH SPRAY DISPENSER TOP**

[75] Inventors: **Hans Halm, Herne; Paul-Otto Weltgen, Hilden, both of Fed. Rep. of Germany**

[73] Assignee: **Henkel Kommanditgesellschaft auf Aktien, Duesseldorf, Fed. Rep. of Germany**

[**] Term: **14 Years**

[21] Appl. No.: **137,474**

[22] Filed: **Dec. 23, 1987**

[30] **Foreign Application Priority Data**

Jul. 3, 1987 [DE] Fed. Rep. of Germany DM/008895

[52] U.S. Cl. **D9/300**

[58] Field of Search D9/300, 448, 375; 222/239, 335, 385, 383, 372, 405, 566, 637

[56] **References Cited**

U.S. PATENT DOCUMENTS

237,256 10/1975 Weckman D9/375
255,776 7/1980 Britt D9/300
264,811 6/1982 Weckman D9/375
275,078 8/1984 Wassergord et al. D9/448
4,168,788 9/1979 Quinn 222/383

Primary Examiner—Charles A. Rademaker

Assistant Examiner—David Jeo

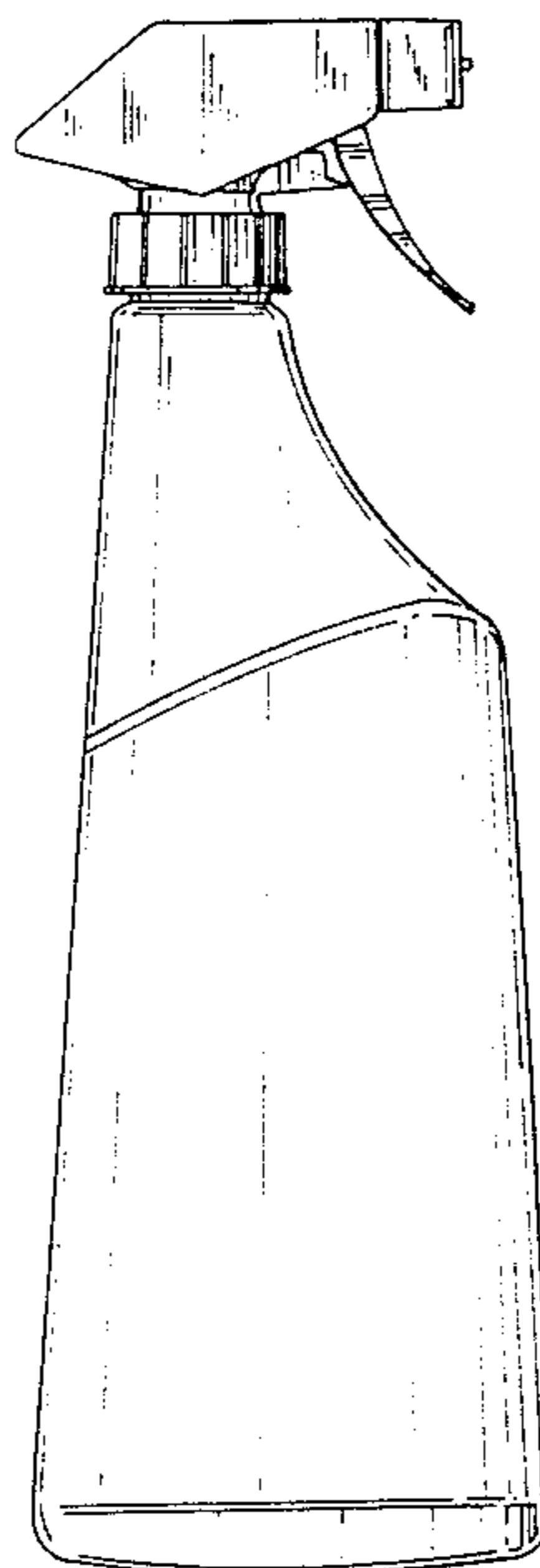
Attorney, Agent, or Firm—Ernest G. Szoke; Wayne C. Jaeschke

[57] **CLAIM**

The ornamental design for a container with spray dispenser top, as shown and described.

DESCRIPTION

FIG. 1 is a right side elevational view of container with spray dispenser top showing our new design; FIG. 2 is a left side elevational view thereof; FIG. 3 is a rear end elevational view thereof; FIG. 4 is a front end elevational view thereof; FIG. 5 is a top perspective view thereof; and FIG. 6 is a bottom plan view thereof.



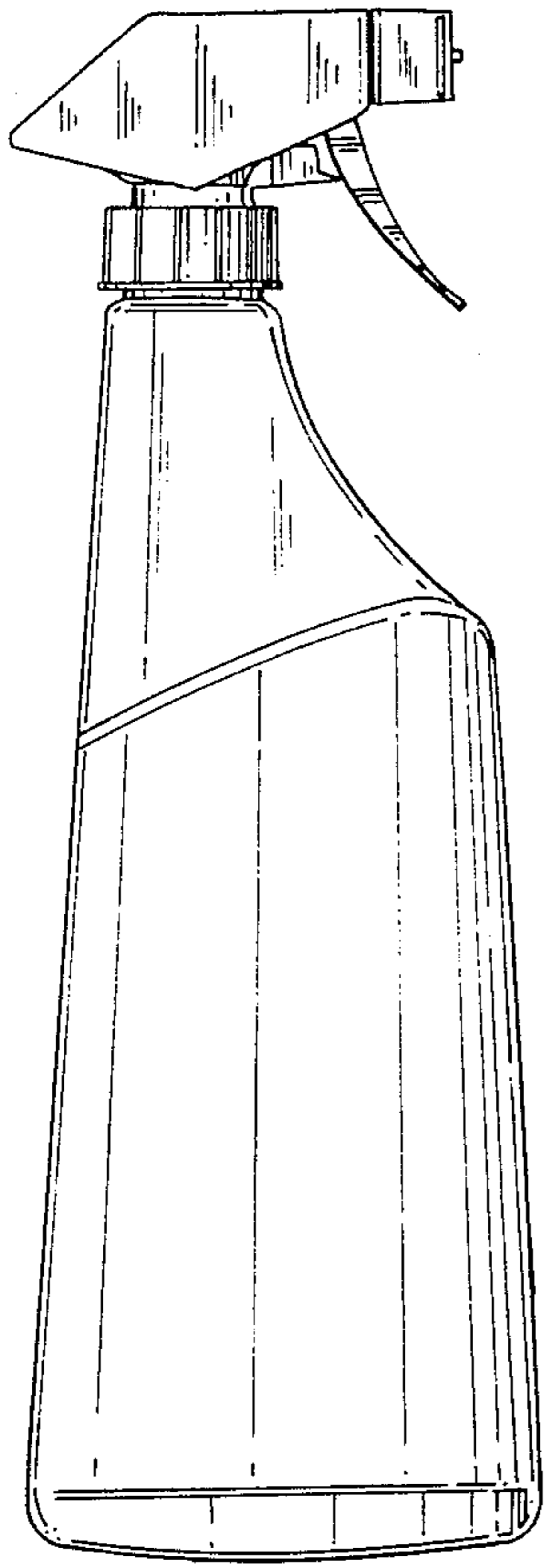


FIG. 1

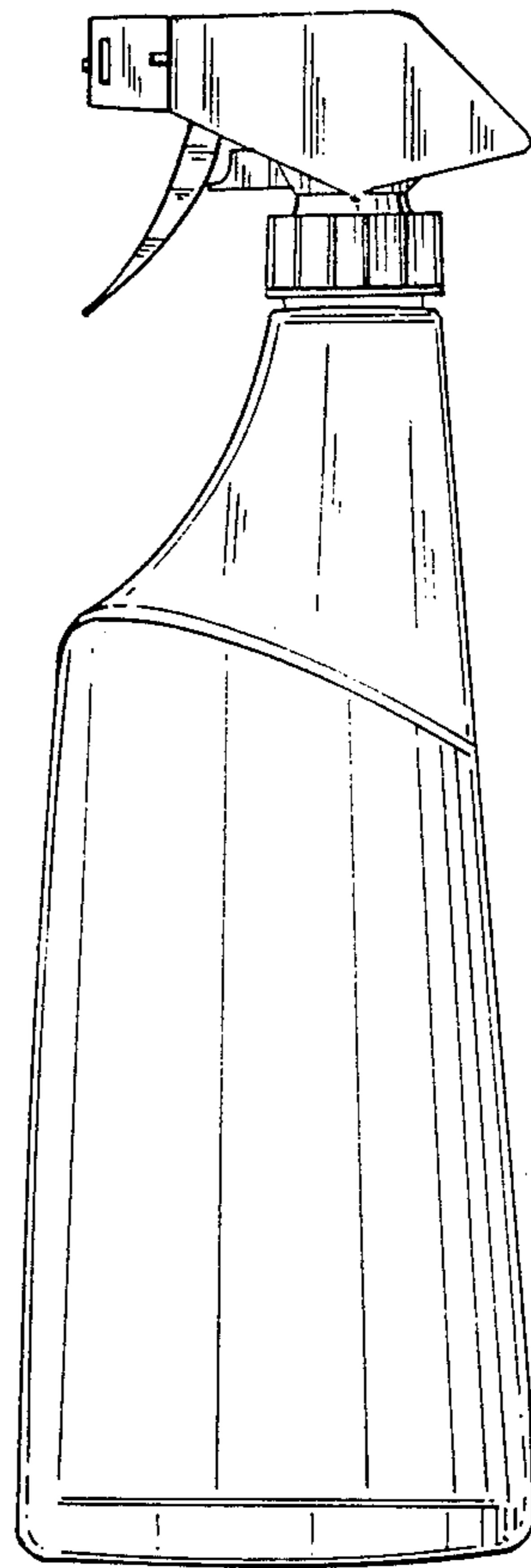


FIG. 2

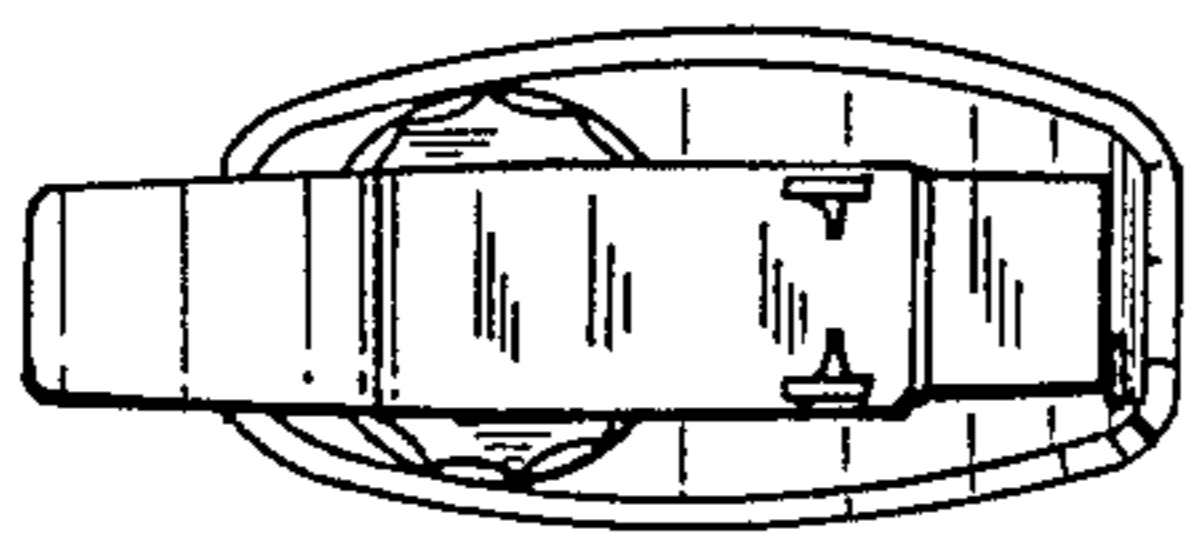


FIG. 5

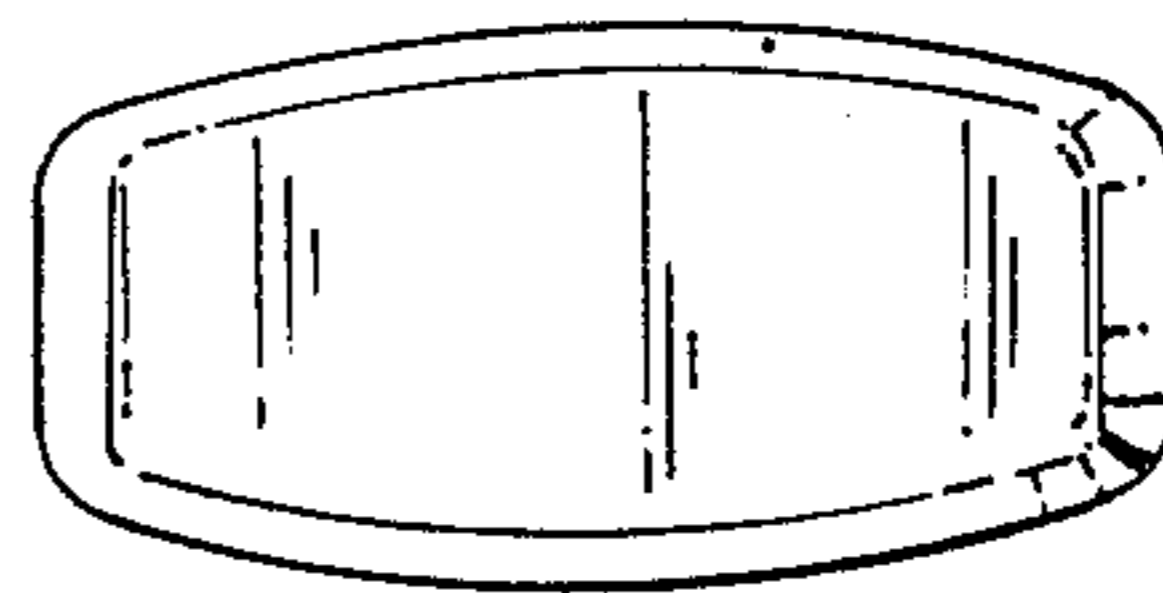


FIG. 6