

[54] LAMP EXTRACTOR AND INSERTER

[75] Inventors: Kenneth W. Hotchkiss, Golden; Arthur B. Woodward, Lakewood, both of Colo.

[73] Assignee: Proto-Tel, Inc., Boulder, Colo.

[\*\*] Term: 14 Years

[21] Appl. No.: 109,247

[22] Filed: Oct. 15, 1987

[52] U.S. Cl. .... D8/14

[58] Field of Search ..... D8/14, 31, 47, 48, 51, D8/88, 89, 105; 29/206, 740, 741, 758, 764; 81/53.11, 53.12, 3.29, 3.8, 124.7

[56] References Cited

U.S. PATENT DOCUMENTS

D. 290,806	7/1987	Hotchkiss	.....	D8/14
1,037,882	9/1912	Erickson	.....	81/53.11 X
1,667,332	4/1928	Stahler	.....	81/53.1 X
2,534,799	12/1950	Schwinn	.....	131/182
2,607,620	8/1952	Oliveri	.....	294/64
2,651,229	9/1953	Lenz	.....	81/124.1
2,924,481	2/1960	Wagstaff	.....	81/53.11 X
3,473,423	10/1969	Peck	.....	D8/14

4,006,653	2/1977	Kuntzsch	.....	81/64
4,007,117	3/1978	Gavin	.....	29/758
4,007,618	3/1978	Durant	.....	81/3.8
4,100,670	7/1978	Koher et al.	.....	29/740
4,269,311	5/1981	Rich	.....	81/177.2 X
4,333,231	6/1982	Yeargin	.....	29/758

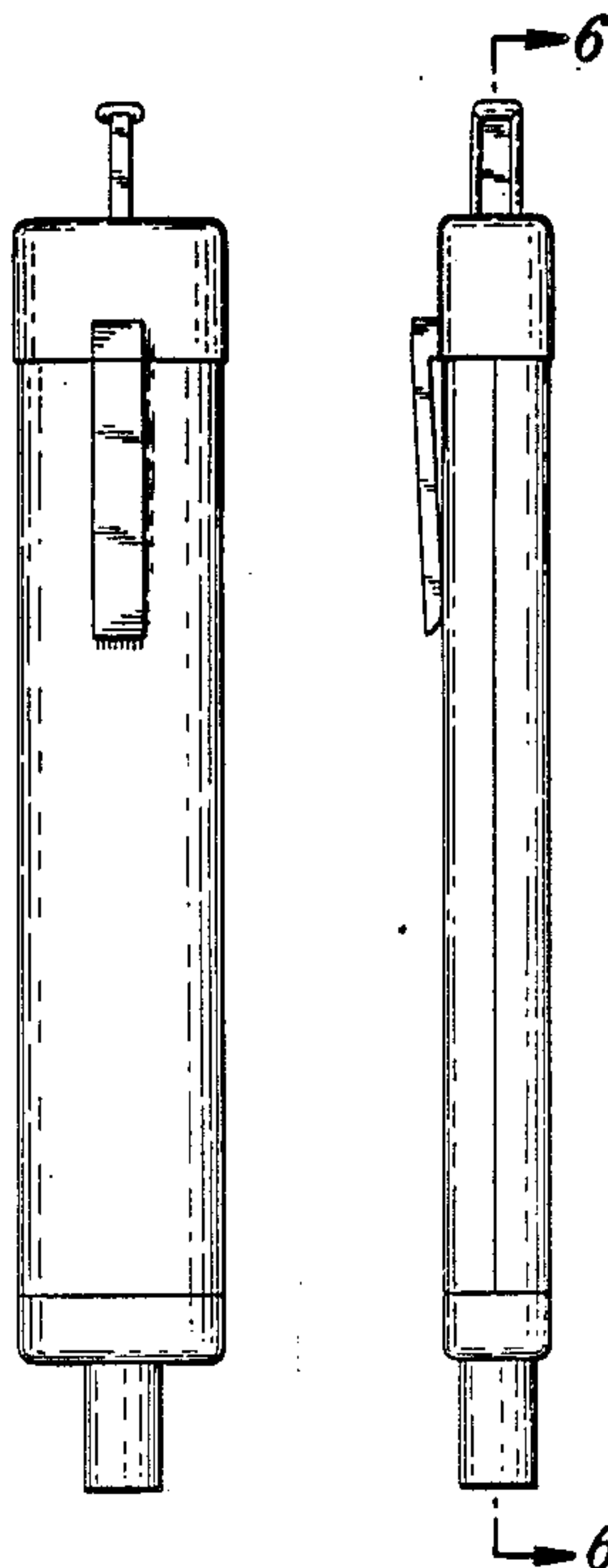
Primary Examiner—Bruce W. Dunkins  
Assistant Examiner—Clare E. Heflin  
Attorney, Agent, or Firm—Kyle W. Rost

[57] CLAIM

The ornamental design for a lamp extractor and inserter, as shown and described.

DESCRIPTION

FIG. 1 is a front elevational view of a lamp extractor and inserter showing our new design.  
FIG. 2 is a right side elevational view thereof.  
FIG. 3 is a left side elevational view thereof.  
FIG. 4 is a top plan view thereof.  
FIG. 5 is a bottom plan view thereof;  
FIG. 6 is a cross-sectional view thereof, taken along the line 6—6 in FIG. 2;  
FIG. 7 is a cross-sectional view thereof, taken along the line 7—7 in FIG. 3;  
FIG. 8 is a cross-sectional view thereof, taken along the line 8—8 in FIG. 3.



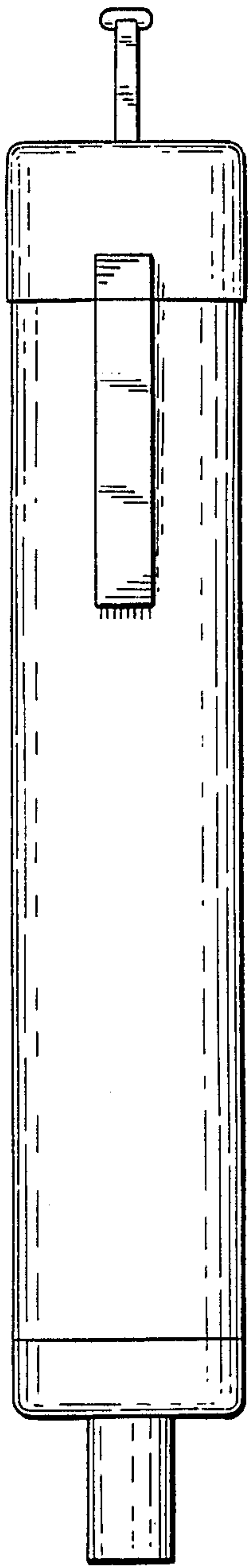


Fig. 1

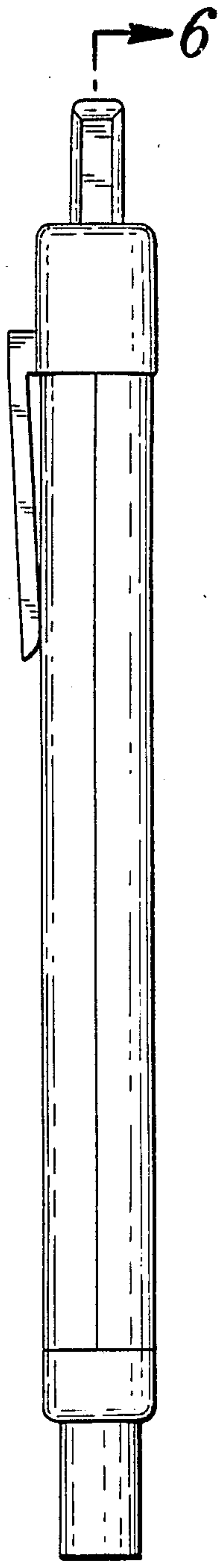


Fig. 2

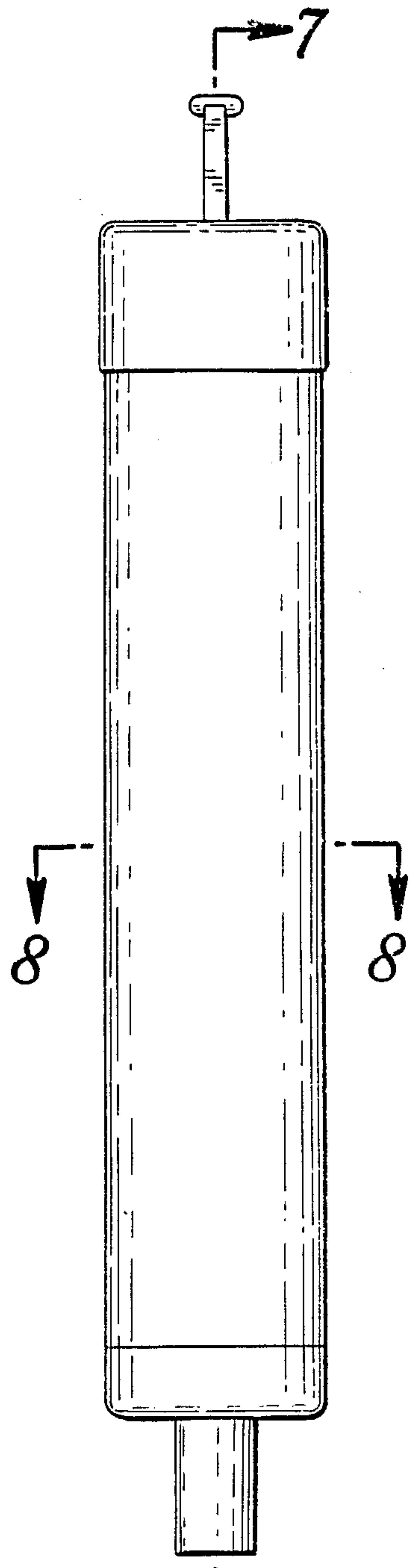


Fig. 3

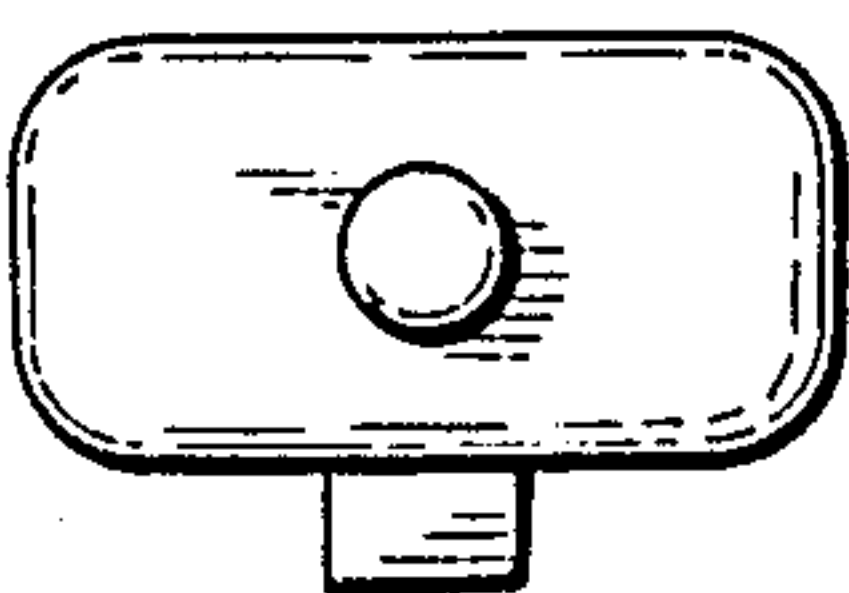


Fig. 4


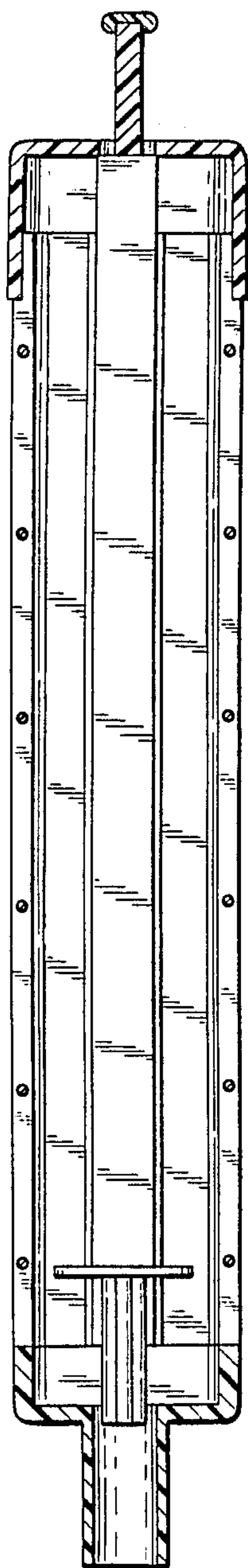
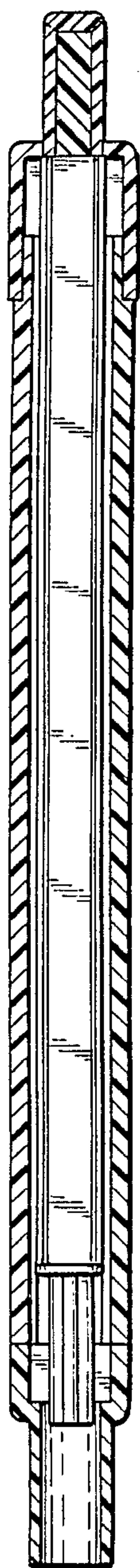


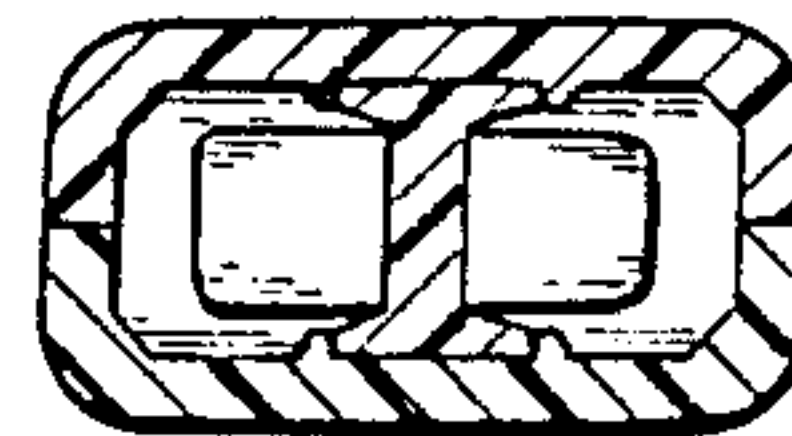
Fig. 5



*Fig. 6*



*Fig. 7*



*Fig. 8*