

**United States Patent** [19]  
**Start**

[11] **Patent Number: Des. 310,935**  
[45] **Date of Patent: \*\* Oct. 2, 1990**

[54] **STANCHION FOR A BEVERAGE TAP**

[75] **Inventor: Michael J. Start, Dorset, England**

[73] **Assignee: Homark Associates Limited, Dorset, United Kingdom**

[\*\*] **Term: 14 Years**

[21] **Appl. No.: 31,381**

[22] **Filed: Mar. 27, 1987**

[30] **Foreign Application Priority Data**

Oct. 7, 1986 [GB] United Kingdom ..... 1 037 213

[52] **U.S. Cl. .... D7/397; D7/313**

[58] **Field of Search .... D7/397, 398, 313, 306, D7/308; D21/52; D25/126, 129; D23/231, 232, 234; 222/129.1, 129.2, 129.3**

[56] **References Cited**

**U.S. PATENT DOCUMENTS**

D. 72,648 5/1927 Weidner ..... D7/301  
D. 83,922 4/1931 Sakier ..... D25/126 X  
D. 88,350 11/1932 Green ..... D7/313  
D. 89,696 4/1933 Griffith ..... D7/397  
D. 228,823 10/1973 Oelschlaeger ..... D7/397  
2,262,043 11/1941 Perlick ..... D7/398

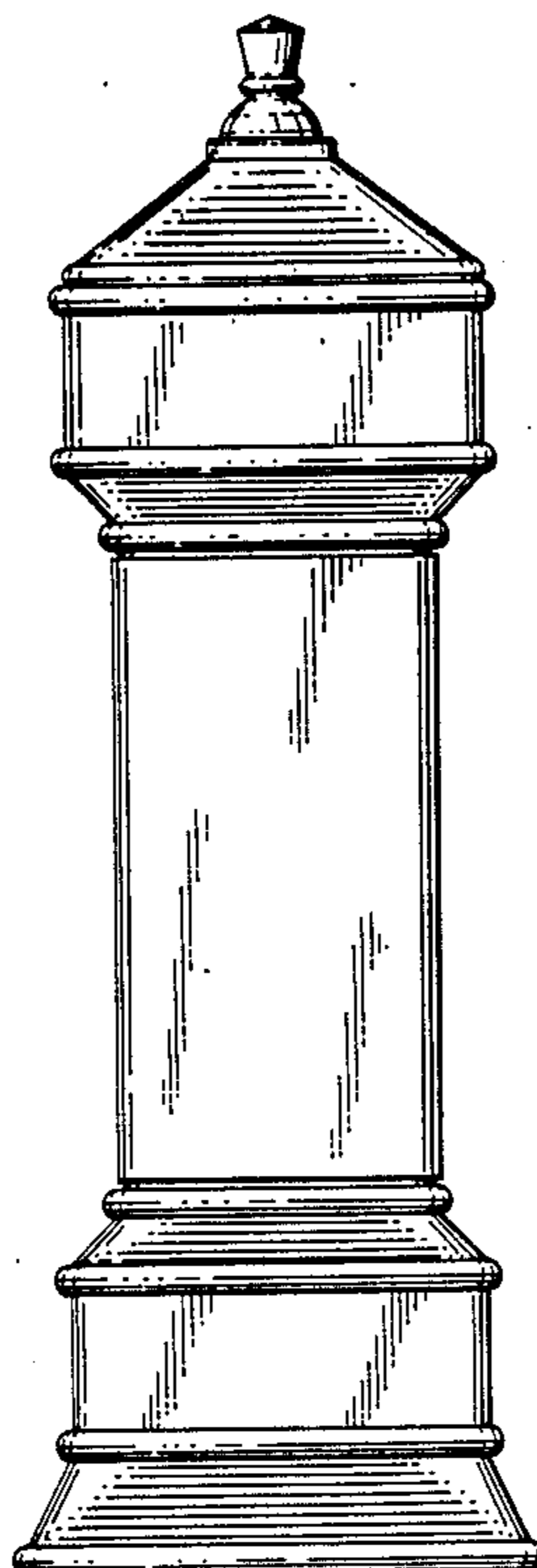
*Primary Examiner*—Winifred E. Herrmann  
*Attorney, Agent, or Firm*—Kenyon & Kenyon

[57] **CLAIM**

The ornamental design for a stanchion for a beverage tap, as shown and described.

**DESCRIPTION**

FIG. 1 is a side elevational view of a stanchion for a beverage tap showing my new design, the undisclosed sides being the same in appearance as the side shown. FIG. 2 is a top plan view thereof on an enlarged scale; and FIG. 3 is a bottom plan view thereof on an enlarged scale.



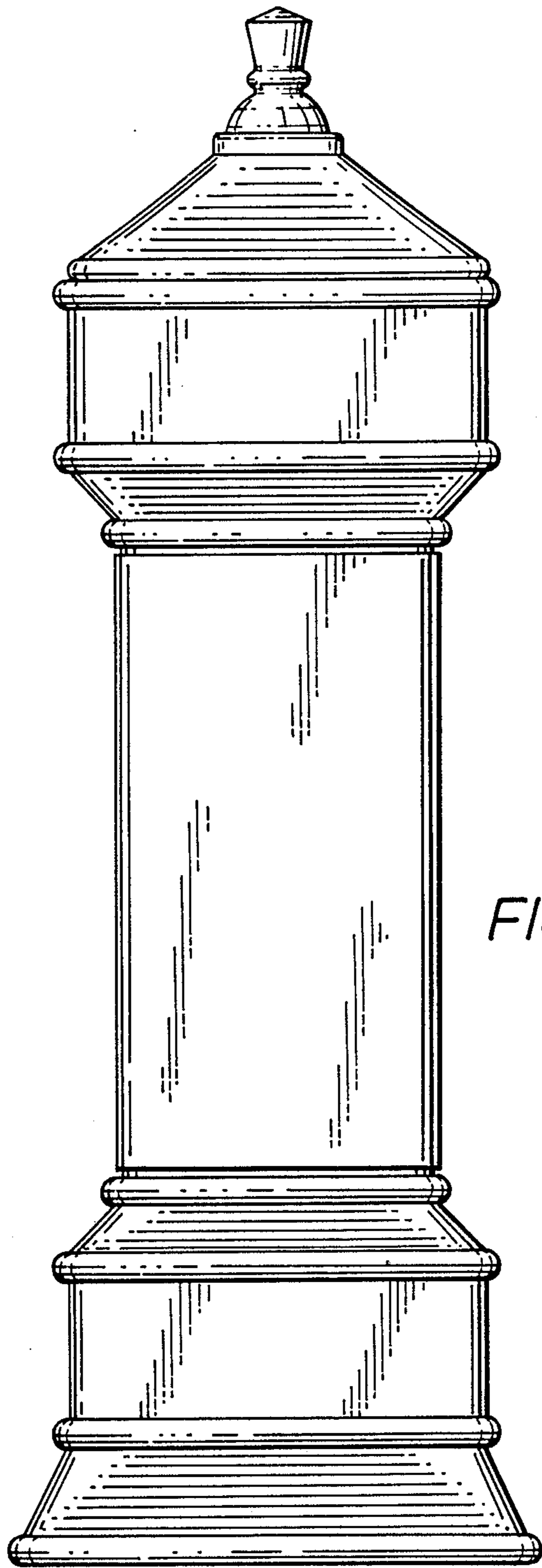


FIG. 1.




Fig. 2.




Fig. 3.