

[54] **EARRING RACK**

[76] **Inventors: Ginny Bass, 2707 SE 35th Pl., Portland, Oreg. 97202; Dean Caldwell, 4524 SE Neaf Rd., Milwaukie, Oreg. 97267**

[\*\*] **Term: 14 Years**

[21] **Appl. No.: 148,222**

[22] **Filed: Jan. 25, 1988**

[52] **U.S. Cl. .... D6/570**

[58] **Field of Search ..... D6/512, 552-553, D6/567, 569, 570-571, 315, 320; 312/234, 245; 211/1, 13, 59.1, 70.6, 86-87, 89, 123-124**

[56] **References Cited**

**U.S. PATENT DOCUMENTS**

|            |         |            |       |          |
|------------|---------|------------|-------|----------|
| D. 252,222 | 10/1979 | Persky     | ..... | D6/157   |
| D. 291,520 | 8/1987  | Melvin     | ..... | D6/553 X |
| D. 291,641 | 9/1987  | Farley     | ..... | D6/566   |
| 3,998,332  | 12/1976 | Lambertson | ..... | 211/13   |
| 4,775,053  | 10/1988 | Geiger     | ..... | 211/13   |
| 4,776,650  | 10/1988 | Ferenzi    | ..... | 211/13 X |

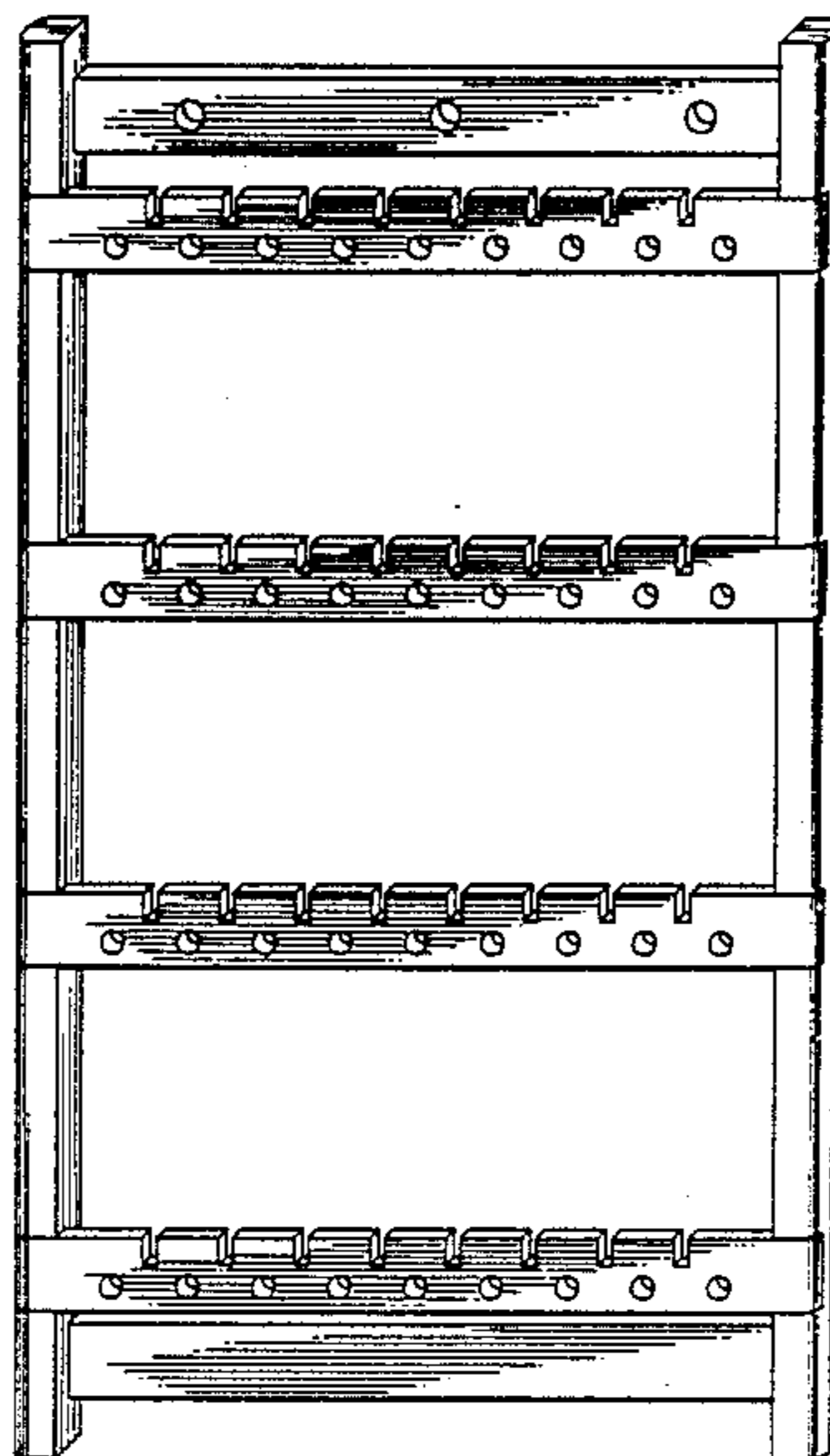
*Primary Examiner*—Wallace R. Burke  
*Assistant Examiner*—Brian N. Vinson  
*Attorney, Agent, or Firm*—Edward B. Watters

[57] **CLAIM**

The ornamental design for a earring rack, as shown.

**DESCRIPTION**

FIG. 1 is a perspective view of an earring rack showing our new design;  
FIG. 2 is a side elevation view thereof; and  
FIG. 3 is a top plan view thereof.



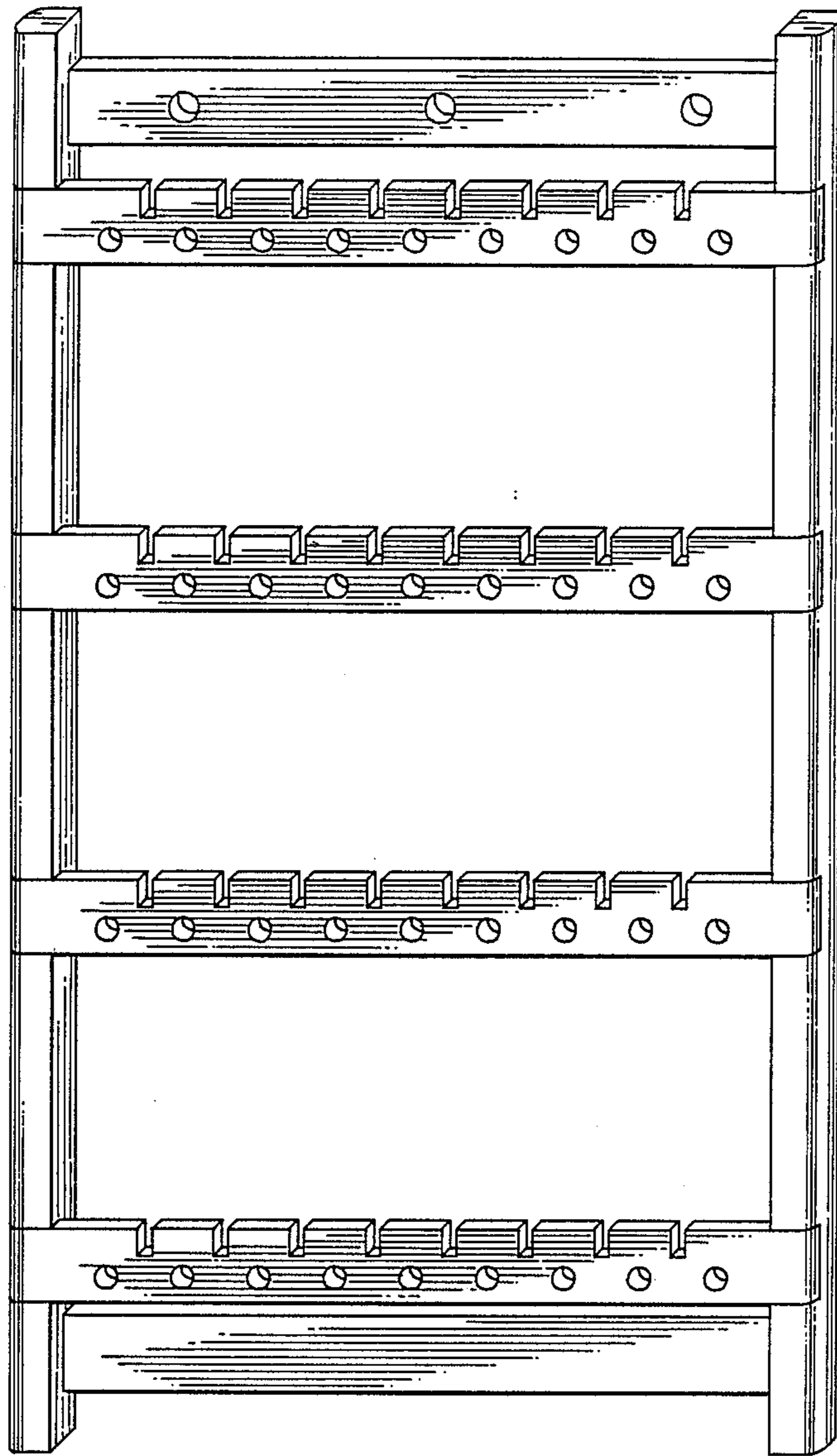


FIG. 1



FIG. 2




FIG. 3