

[54] WALL POCKET FILE

[75] Inventors: Bob Mervar, Columbus; Kent W. Murphy, Wooster; Charles W. Craft, Jr., Apple Creek, all of Ohio

[73] Assignee: Rubbermaid Incorporated, Wooster, Ohio

[\*\*] Term: 14 Years

[21] Appl. No.: 222,249

[22] Filed: Jul. 21, 1988

[52] U.S. Cl. .... D6/567; D19/75

[58] Field of Search ..... D6/512, 552-553, D6/567, 574; 211/10-13, 42, 50, 70.7, 86-88, 126, 134; 312/234, 242, 245; D19/75, 86, 90

[56] References Cited

U.S. PATENT DOCUMENTS

D. 289,181	4/1987	Solomon	.....	D19/90
D. 296,965	8/1988	Yeh	.....	D6/573
3,986,649	10/1976	Heimstra	.....	211/42 X
4,510,872	4/1985	Parry	.....	211/50 X
4,687,094	8/1987	Allsop et al.	.....	211/88 X
4,828,120	5/1989	Beil et al.	.....	211/88
4,909,398	3/1990	Santucci	.....	211/50

OTHER PUBLICATIONS

Sell sheet, Frig-O-Seal, 6525 Picard Street, Quebec, Canada, publication date Apr., 1988.

Sell sheet, Licken Trading's Production, Room 1201,

Cambridge House, 26-28 Cameron Road, Tsimshatsi, Kowloon, Hong Kong, publication date unknown.

Sell sheet Deflect-O Corp., P.O. Box 50057, Indianapolis, Ind. 46250, publication date unknown.

Pp. 15 and 22, Eldon Office Production, 1130 East 230th Street, Carson, CA 90745, publication date unknown.

P. 10, Rubbermaid Commercial Products, Inc., 3124 Valley Avenue, Winchester VA, publication date 1986.

Primary Examiner—James M. Gandy

Assistant Examiner—Brian N. Vinson

Attorney, Agent, or Firm—Richard B. O'Planick

[57] CLAIM

The ornamental design for a wall pocket file, as shown and described.

DESCRIPTION

FIG. 1 is a top, front, and left side perspective view of a wall pocket file showing our new design;

FIG. 2 is an enlarged front elevational view thereof;

FIG. 3 is an enlarged rear elevational view thereof;

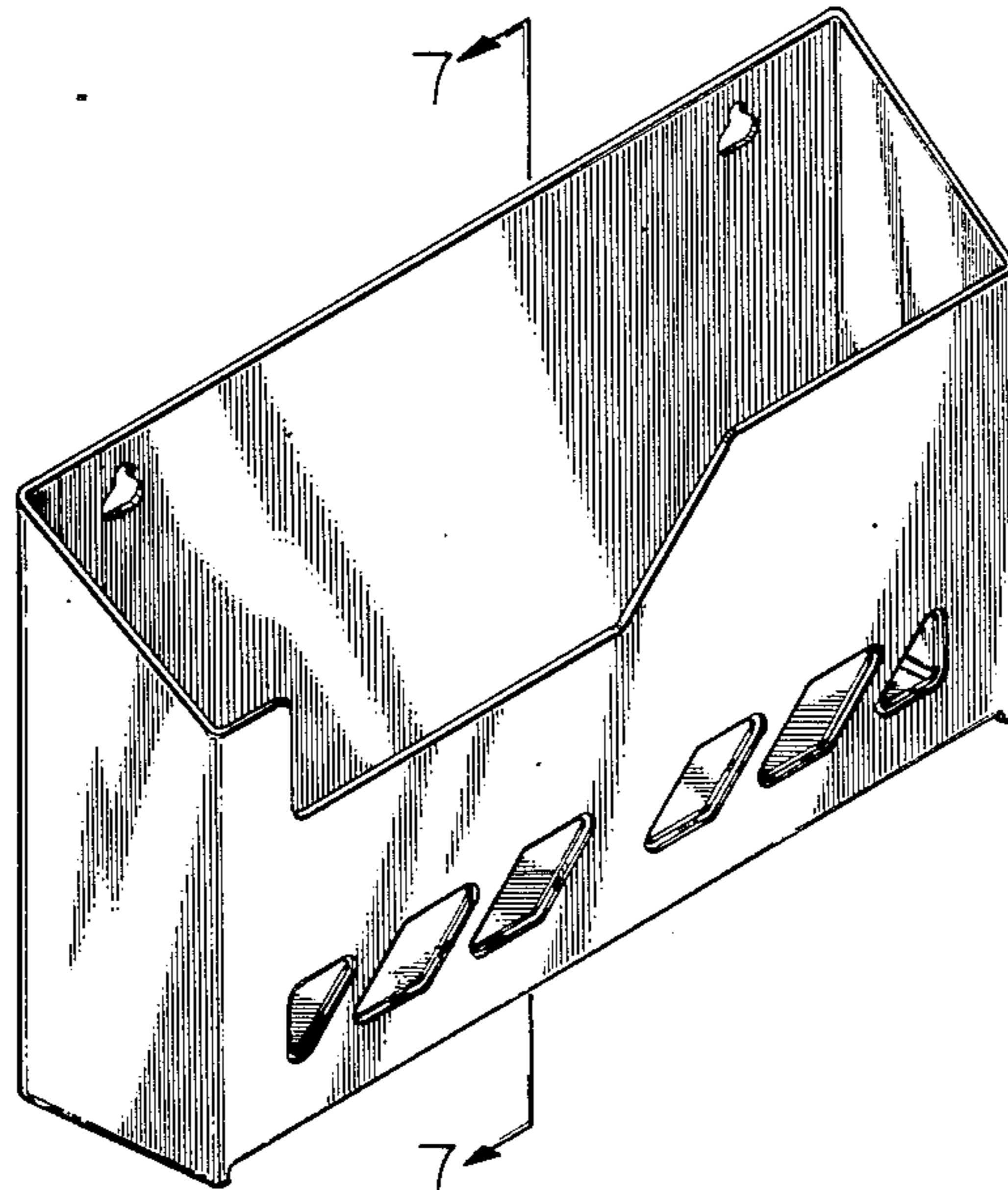
FIG. 4 is an enlarged top plan view thereof;

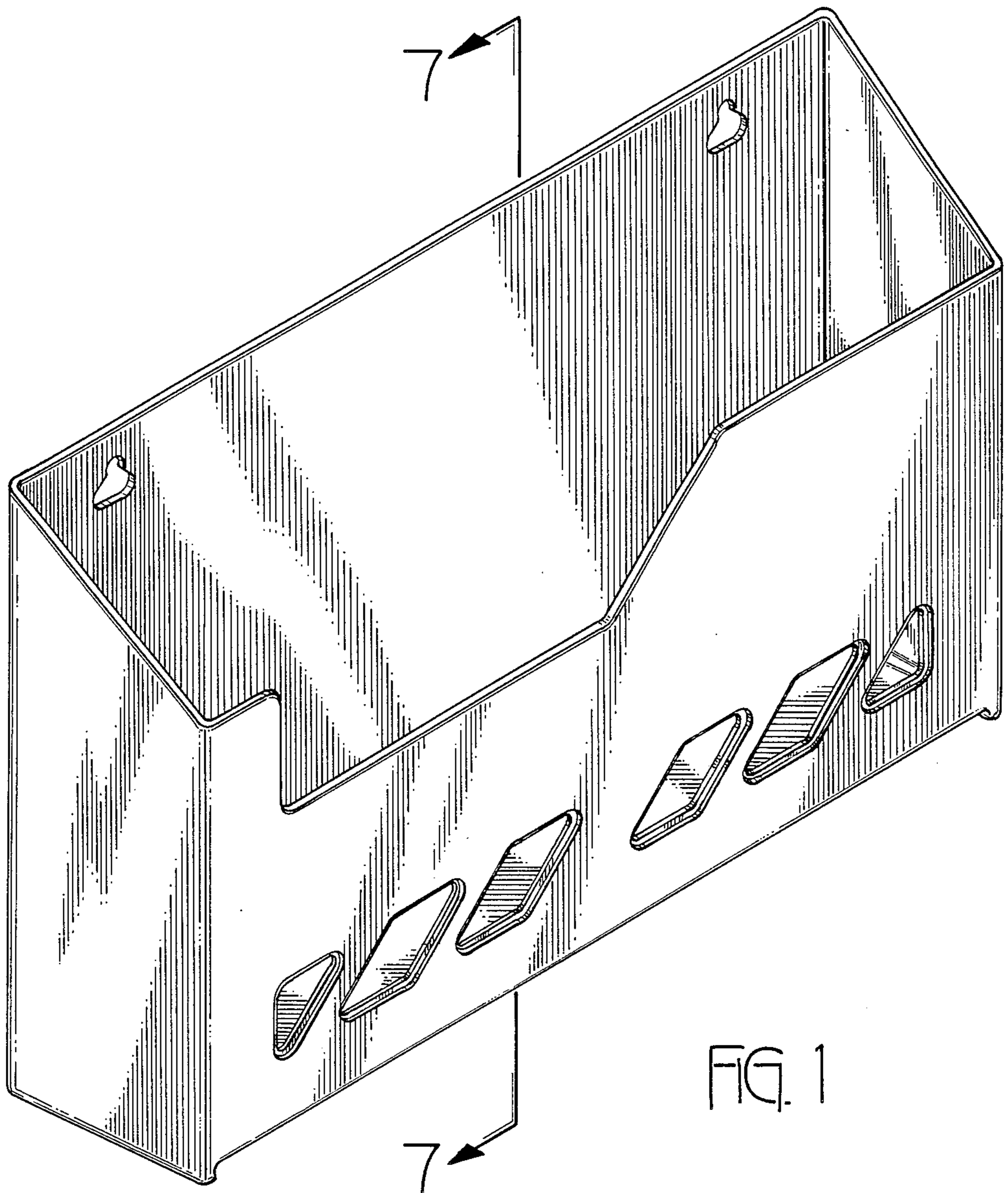
FIG. 5 is an enlarged bottom plan view thereof;

FIG. 6 is an enlarged right side elevational view thereof, the left side being a mirror image of that shown;

and

FIG. 7 is an enlarged vertical cross-sectional view thereof, taken along line 7-7 of FIG. 1.





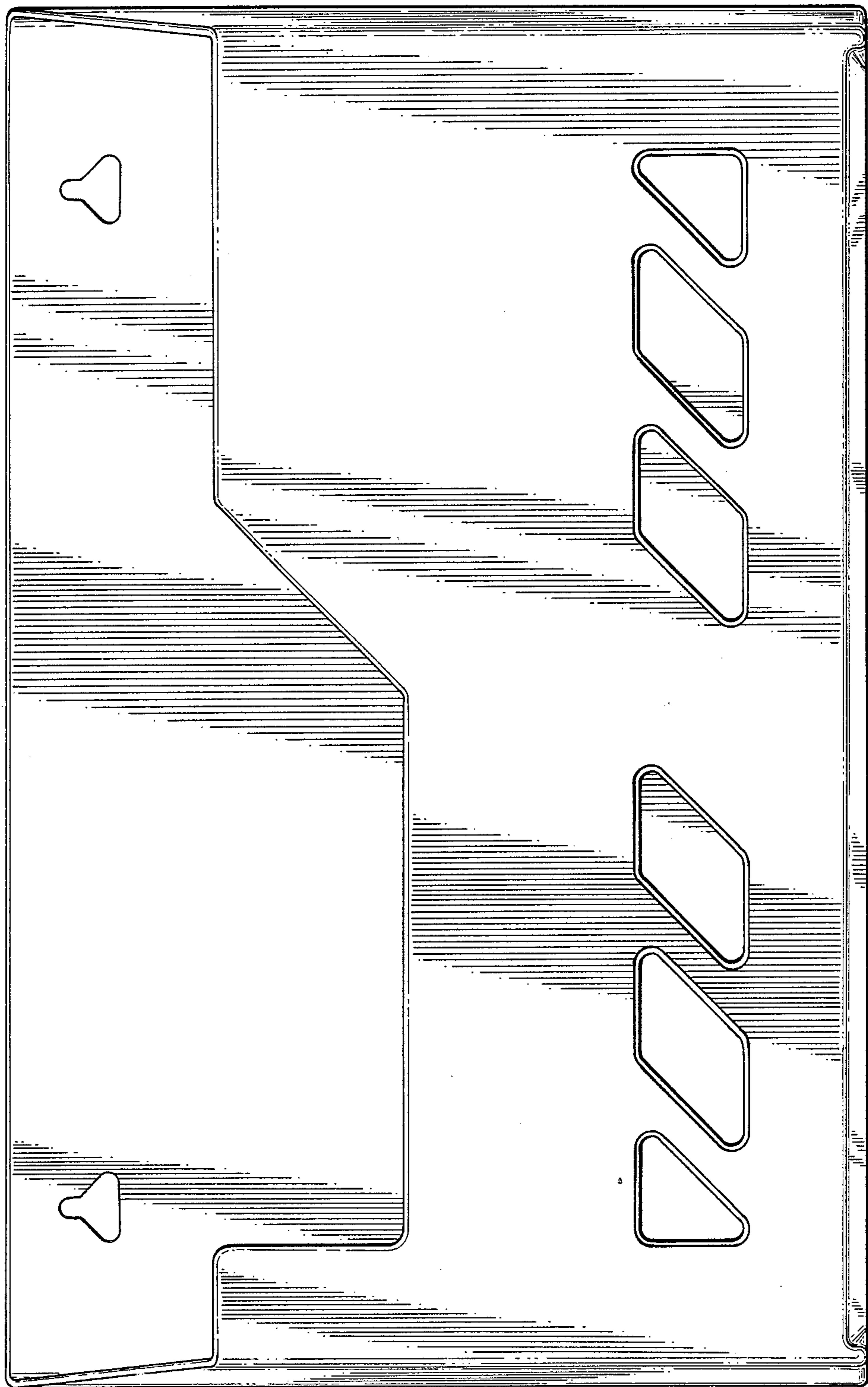


FIG. 2




FIG. 3




FIG. 4




FIG. 5




FIG. 6

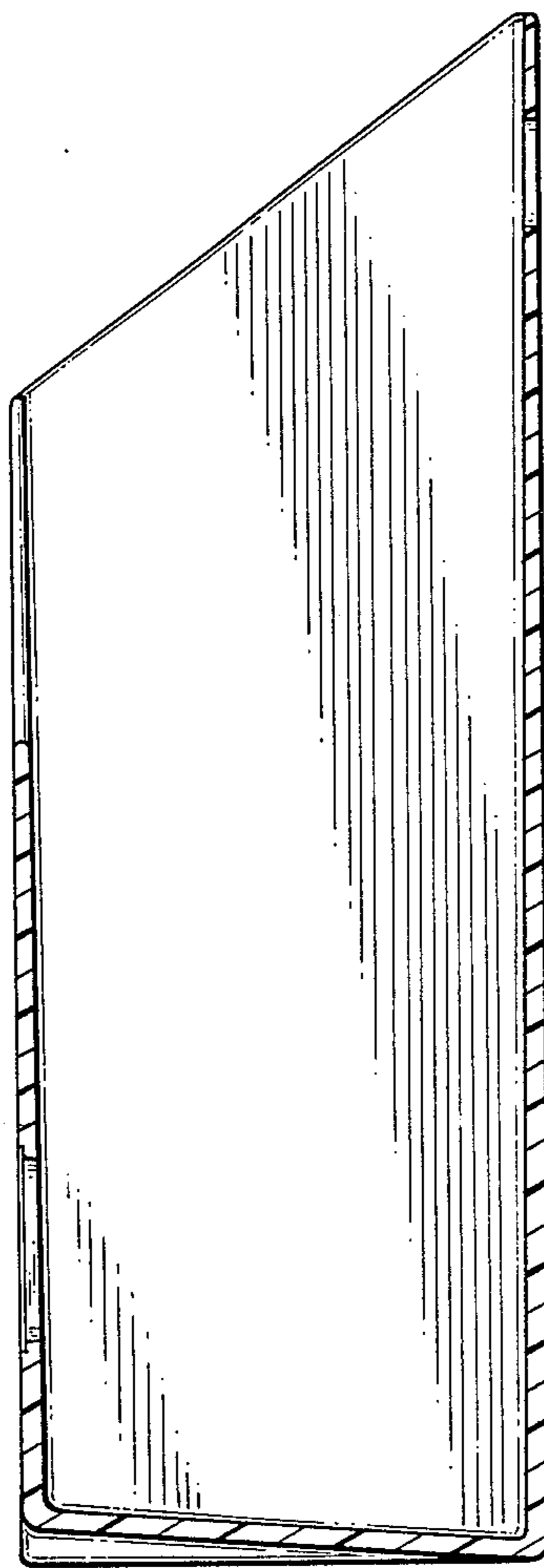


FIG. 7