

[54] **COMBINED BRUSH AND POWDER DISPENSER**

[75] **Inventors:** Menachem Futter, Staten Island, N.Y.; James E. Wilson, Bound Brook, N.J.; Annette M. Golden, New York, N.Y.

[73] **Assignee:** Revlon, Inc., New York, N.Y.

[\*\*] **Term:** 14 Years

[21] **Appl. No.:** 261,645

[22] **Filed:** Oct. 24, 1988

[52] **U.S. Cl. ....** D4/114; D4/135

[58] **Field of Search ....** D4/114, 116, 127, 130, D4/132, 135, 138, 199; D9/337-338; D28/4, 7-8, 76-77; 15/104.92-104.94, 159 R, 159 A, 160, 110; 222/210, 632-633; 401/268-292; 132/289-290

1,757,650 2/1929 Arico .

2,551,676 2/1948 Hoffman ..... 222/633 X

2,620,095 12/1952 Buchan ..... 222/633

2,661,874 12/1953 Appell ..... 401/282 X

2,825,080 3/1958 Bongiovanni .

2,867,828 1/1959 Trutneff ..... 401/281

2,903,728 9/1959 Pecorara ..... 401/270

3,167,806 2/1965 Hogan .

3,256,550 6/1966 Laxalt ..... 401/281

4,044,836 8/1977 Martin et al. .

4,143,982 3/1979 Cox et al. .... 401/280

4,248,543 2/1981 Carrington et al. .... 401/269 X

4,319,852 3/1982 Bell et al. .... 401/278 X

4,626,119 12/1986 Ladd, Jr. .... 401/123

4,630,954 12/1986 Ladd, Jr. .... 401/123

4,630,955 12/1986 Ladd, Jr. et al. .... 401/123

4,647,240 3/1987 Ladd, Jr et al. .... 401/123

4,652,162 3/1987 Ladd, Jr. et al. .... 401/123

4,671,690 6/1987 Ladd, Jr. et al. .... 401/123

4,723,691 2/1988 Minkevitch ..... 222/210

*Primary Examiner*—Wallace R. Burke  
*Assistant Examiner*—Lavone D. Tabor

[56] **References Cited**

**U.S. PATENT DOCUMENTS**

D. 203,345 12/1965 Sukert et al. .... D28/8 X

D. 276,480 11/1984 Nigro ..... D4/135 X

866,438 9/1907 Davis ..... 15/110

1,121,788 12/1914 Bongiovanni ..... 401/281

1,175,705 3/1916 Ciai ..... 401/281

1,231,834 7/1917 Amadeo ..... 401/277

1,401,508 12/1921 D'Alessandro ..... 401/277

1,470,903 10/1923 Ahlering ..... 401/279

1,481,499 8/1922 Bongiovanni ..... 401/281

1,506,292 2/1924 Corsello ..... 401/281

1,690,022 4/1928 Langhaus .

[57] **CLAIM**

The ornamental design for a combined brush and powder dispenser, as shown and described.

**DESCRIPTION**

FIG. 1 is a perspective view of a combined brush and powder dispenser showing our new design; FIG. 2 is a side elevational view thereof, the undisclosed sides being identical thereto; FIG. 3 is a top plan view thereof; and FIG. 4 is a bottom plan view thereof.




FIG. 1

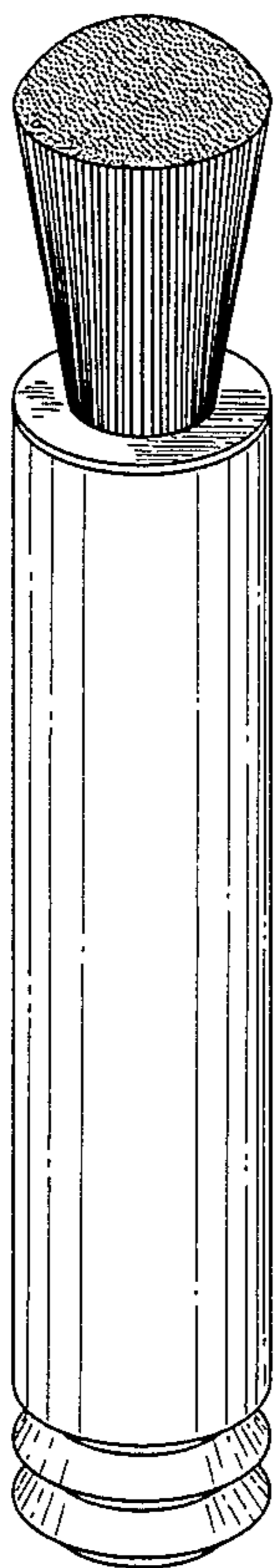


FIG. 2




FIG. 3




FIG. 4

