

[54] SAW BLADE CADDY

[75] Inventor: John B. Dennis, Fairway, Kans.

[73] Assignee: DVI, Prairie Village, Kans.

[\*\*] Term: 14 Years

[21] Appl. No.: 18,977

[22] Filed: Feb. 25, 1987

[52] U.S. Cl. .... D3/73; D3/30.1; D3/35

[58] Field of Search ..... D3/73, 30.1, 35; 206/303, 309, 310, 404, 349; 294/158, 34, 166

[56] References Cited

U.S. PATENT DOCUMENTS

D. 247,459	3/1978	Tennison	.....	D3/73
D. 255,730	7/1980	McLean	.....	D3/30.1
D. 268,380	3/1983	Thiele	.....	D3/35
D. 271,918	12/1983	Ramirez	.....	D3/30.1
2,780,486	2/1957	Loughlin	.....	294/158 X
3,053,424	9/1962	Reinhard	.....	206/303 X

3,169,682	2/1965	Hollingsworth	.....	206/404
3,417,894	12/1968	Gittler	.....	206/404 X
4,588,082	5/1986	Ridings	.....	206/349

FOREIGN PATENT DOCUMENTS

675994	12/1963	Canada	.....	294/158
--------	---------	--------	-------	---------

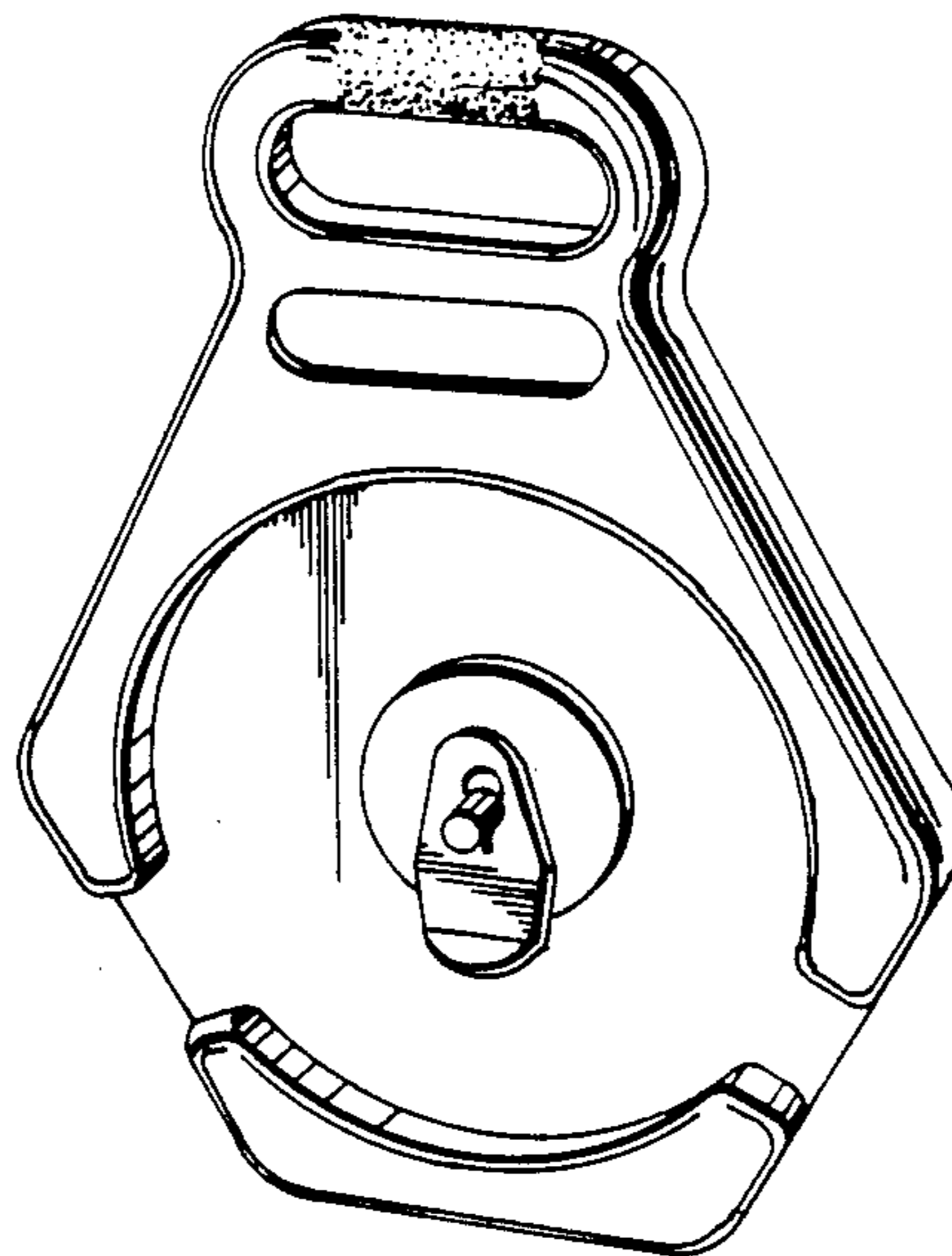
Primary Examiner—A. Hugo Word  
Assistant Examiner—Doris V. Coles  
Attorney, Agent, or Firm—Litman, McMahon & Brown

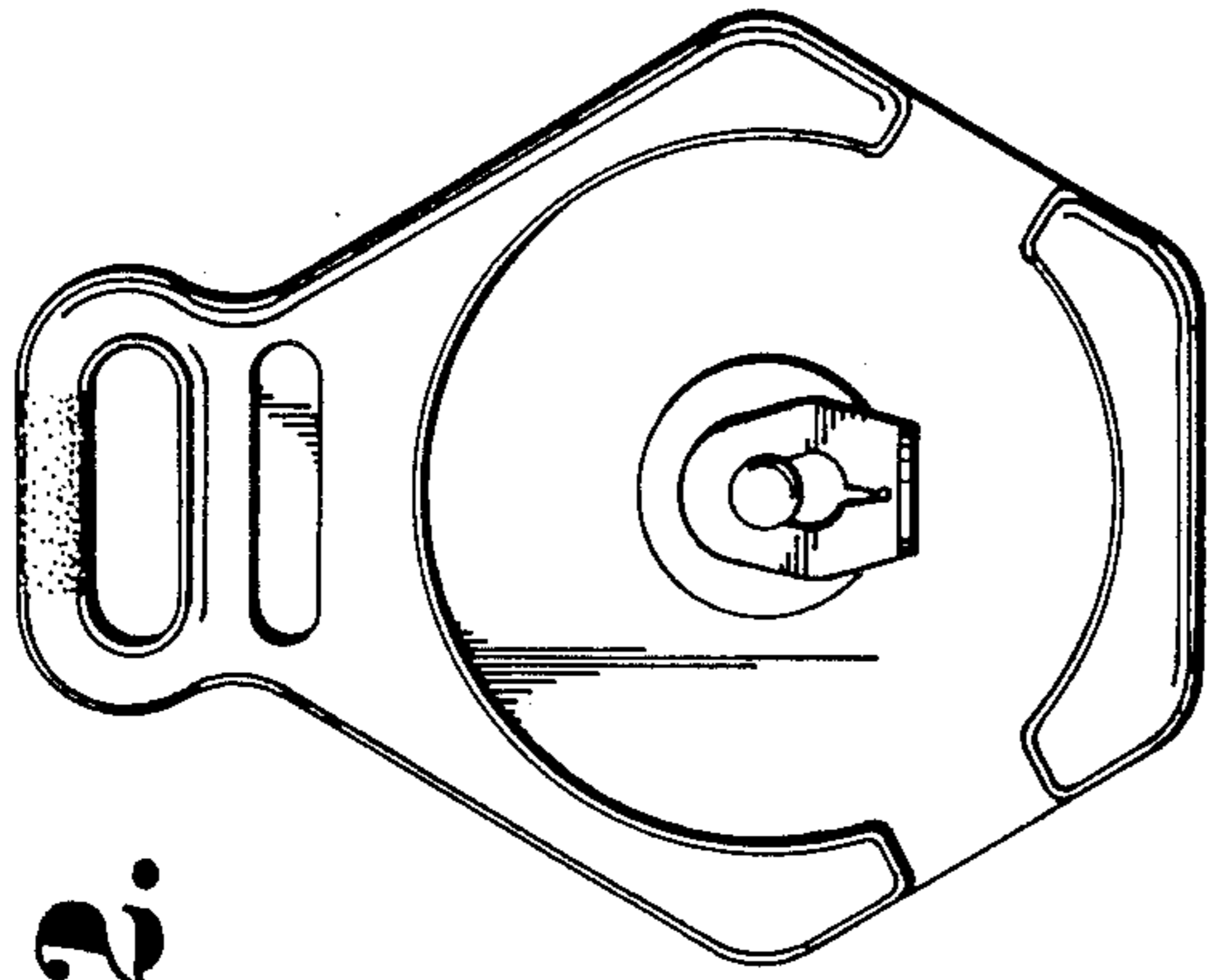
[57] CLAIM

The ornamental design for a saw blade caddy, as shown and described.

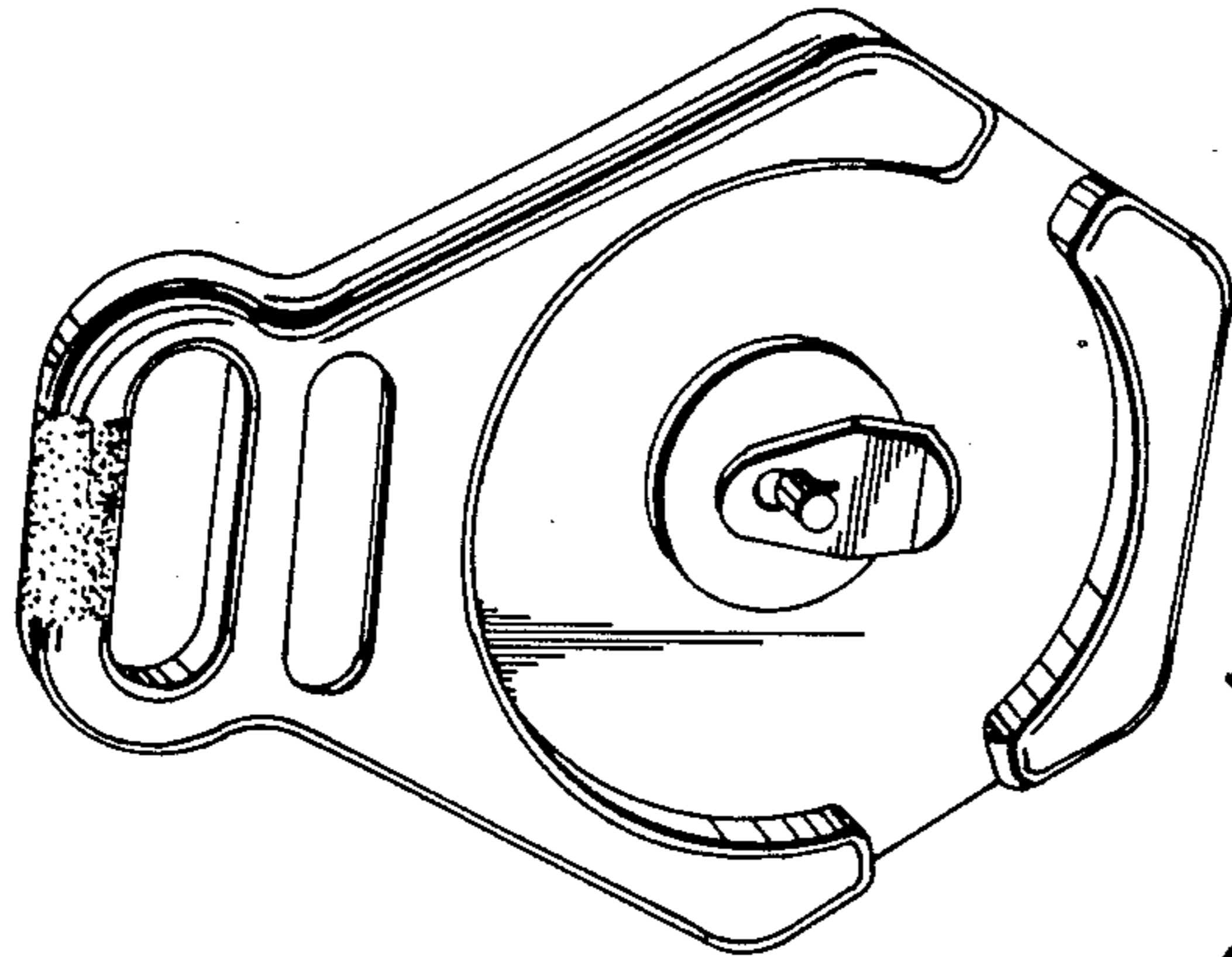
DESCRIPTION

FIG. 1 is a perspective view of a saw blade caddy, showing my new design;  
FIG. 2 is a front elevational view thereof;  
FIG. 3 is a top plan view thereof;  
FIG. 4 is a bottom plan view thereof;  
FIG. 5 is a side elevational view, the opposite side being a mirror image thereof; and  
FIG. 6 is a rear elevational view thereof.





*Fig. 2.*


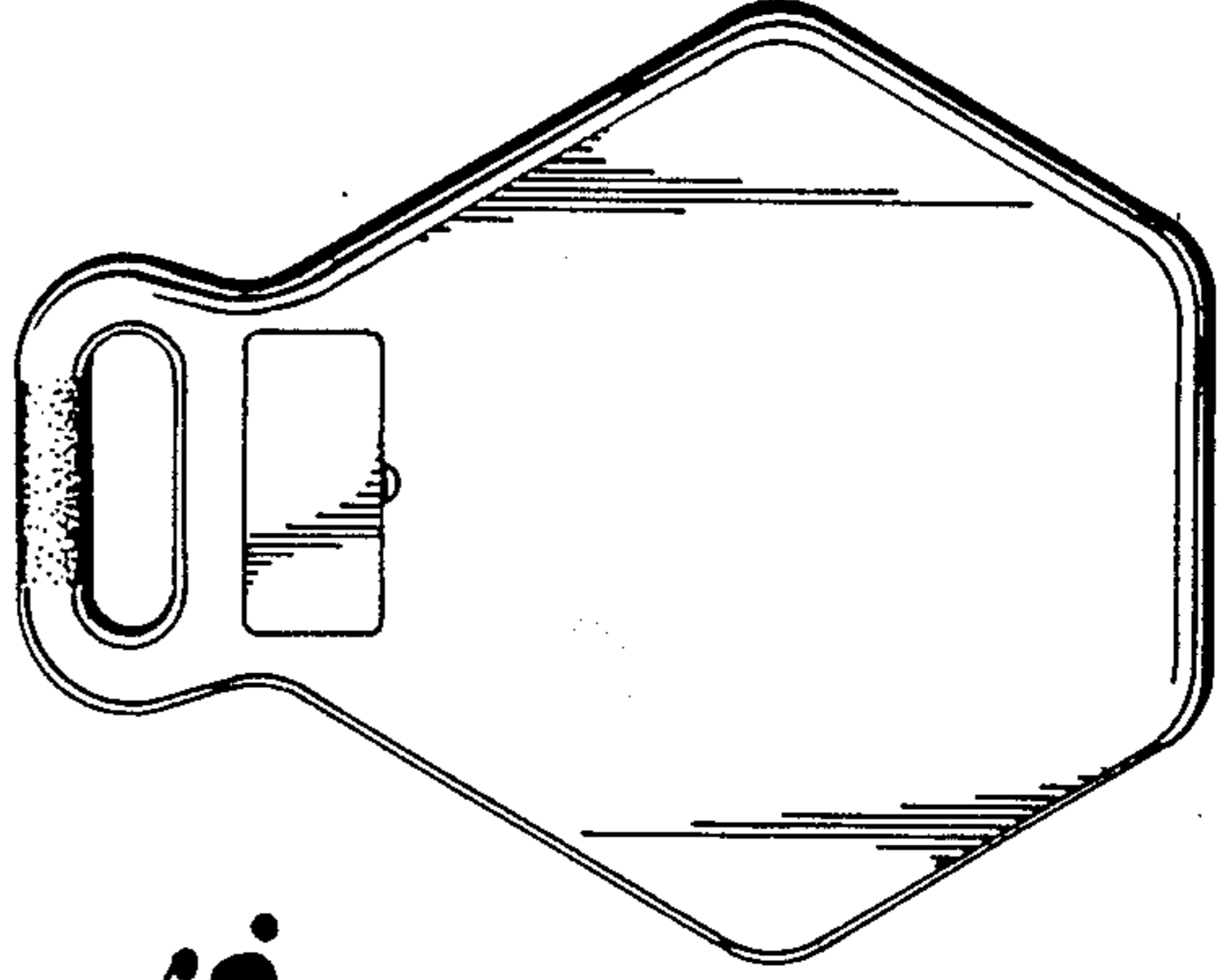


*Fig. 1.*

*Fig. 3.*



*Fig. 6.*



*Fig. 4.*

*Fig. 5.*

