

[54] **HEADBAND RADIO**

[76] **Inventor: Andrew Mark, 1725 Summer St., Stamford, Conn. 06905**

[**] **Term: 14 Years**

[21] **Appl. No.: 929,653**

[22] **Filed: Nov. 7, 1986**

[52] **U.S. Cl. D2/512**

[58] **Field of Search D2/509, 512-515, D2/255, 253; D29/14-18; D14/70; 2/271, 181, 181.4, 182.1, 171, 171.1, 171.4, 236-237, 209.1, DIG. 6, DIG. 11**

[56] **References Cited**

U.S. PATENT DOCUMENTS

D. 258,433	3/1981	Bulmash et al.	D2/314
D. 262,455	12/1981	Bulmash et al.	D2/253
D. 267,752	2/1983	Fairbrother	D2/244
D. 277,330	1/1985	Wasson	D2/230
D. 282,020	1/1983	Gwon et al.	D2/514

D. 284,080	6/1986	Swezey et al.	D2/253
2,361,963	11/1944	Rosenblatt	181/22
4,070,553	1/1978	Haas	179/157
4,365,354	12/1982	Sullivan	2/247
4,574,906	3/1986	White et al.	181/145
4,584,718	4/1986	Fuller	455/351

FOREIGN PATENT DOCUMENTS

1353524 6/1964 France .

Primary Examiner—A. Hugo Word
Assistant Examiner—Ruth McInroy
Attorney, Agent, or Firm—Timothy T. Patula

[57] **CLAIM**

The ornamental design for a headband radio, as shown.

DESCRIPTION

FIG. 1 is a front elevational view of a headband radio showing my new design;
FIG. 2 is a top plan view thereof;
FIG. 3 is a rear elevational view thereof; and
FIG. 4 is a front perspective view thereof.

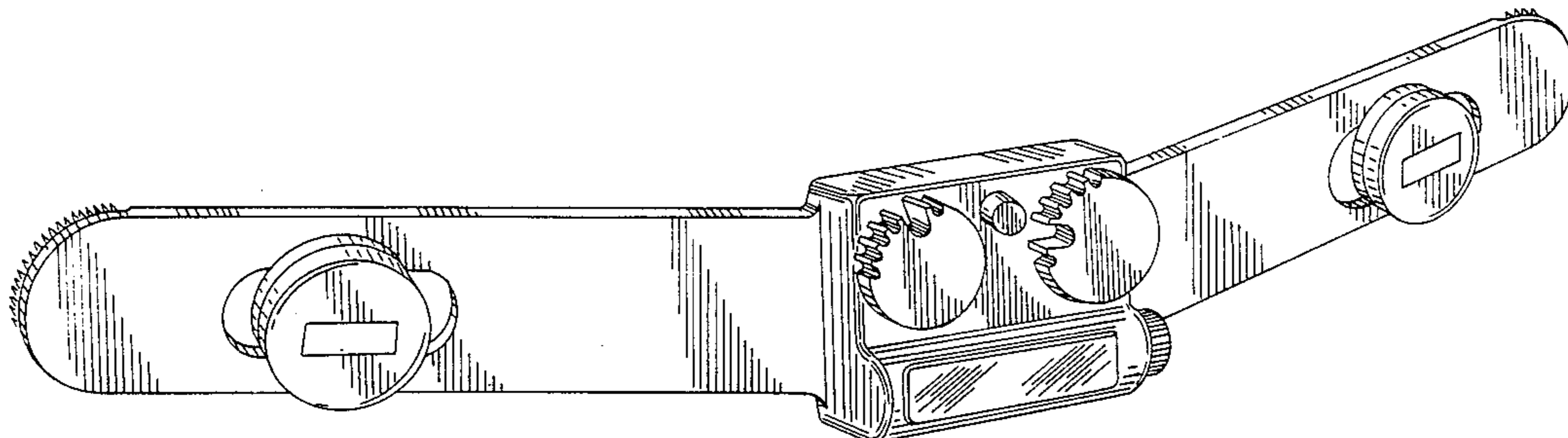


FIG-1-

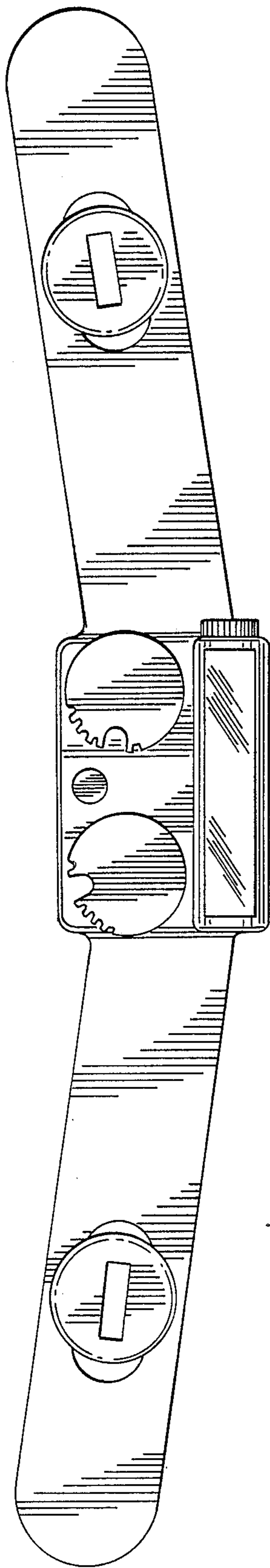


FIG-2-

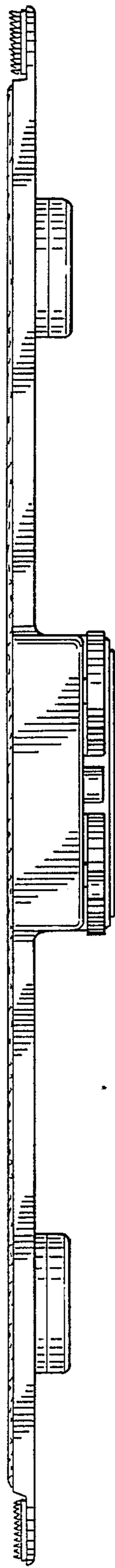


FIG-3-




FIG-4-

