

United States Patent [19]

Strignano

[11] Patent Number: **Des. 310,858**

[45] Date of Patent: **** Sep. 25, 1990**

[54] **BATHROOM FAUCET**

[75] Inventor: **Joseph Strignano, New York, N.Y.**

[73] Assignee: **I.W. Industries, Melville, N.Y.**

[*] Notice: The portion of the term of this patent subsequent to Sep. 25, 2004 has been disclaimed.

[**] Term: **14 Years**

[21] Appl. No.: **39,637**

[22] Filed: **Apr. 16, 1987**

[52] U.S. Cl. **D23/241**

[58] Field of Search **D23/238-243;**
4/191, 192; 137/801

[56] **References Cited**

U.S. PATENT DOCUMENTS

D. 265,231 6/1982 Paul D23/241
D. 271,514 11/1983 Paul D23/242
D. 278,458 4/1985 Paul D23/242

D. 279,213 6/1985 Paul D23/242
D. 290,159 6/1987 Jans D23/242
D. 290,160 6/1987 Paul D23/241
D. 290,869 7/1987 Paul D23/242
D. 290,870 7/1987 Paul D23/242
D. 290,871 7/1987 Paul D23/242
D. 299,851 2/1989 Rademacher D23/241

Primary Examiner—James R. Largen
Attorney, Agent, or Firm—Alfred M. Walker

[57] **CLAIM**

The ornamental design for a bathroom faucet, as shown and described.


DESCRIPTION

FIG. 1 is a perspective view taken from the top, front and left side of a bathroom faucet showing my new design;

FIG. 2 is a top plan view thereof;

FIG. 3 is a front elevational view thereof; and

FIG. 4 is a left side elevational view thereof, the right side being a mirror image of the left side shown.






Fig. 1

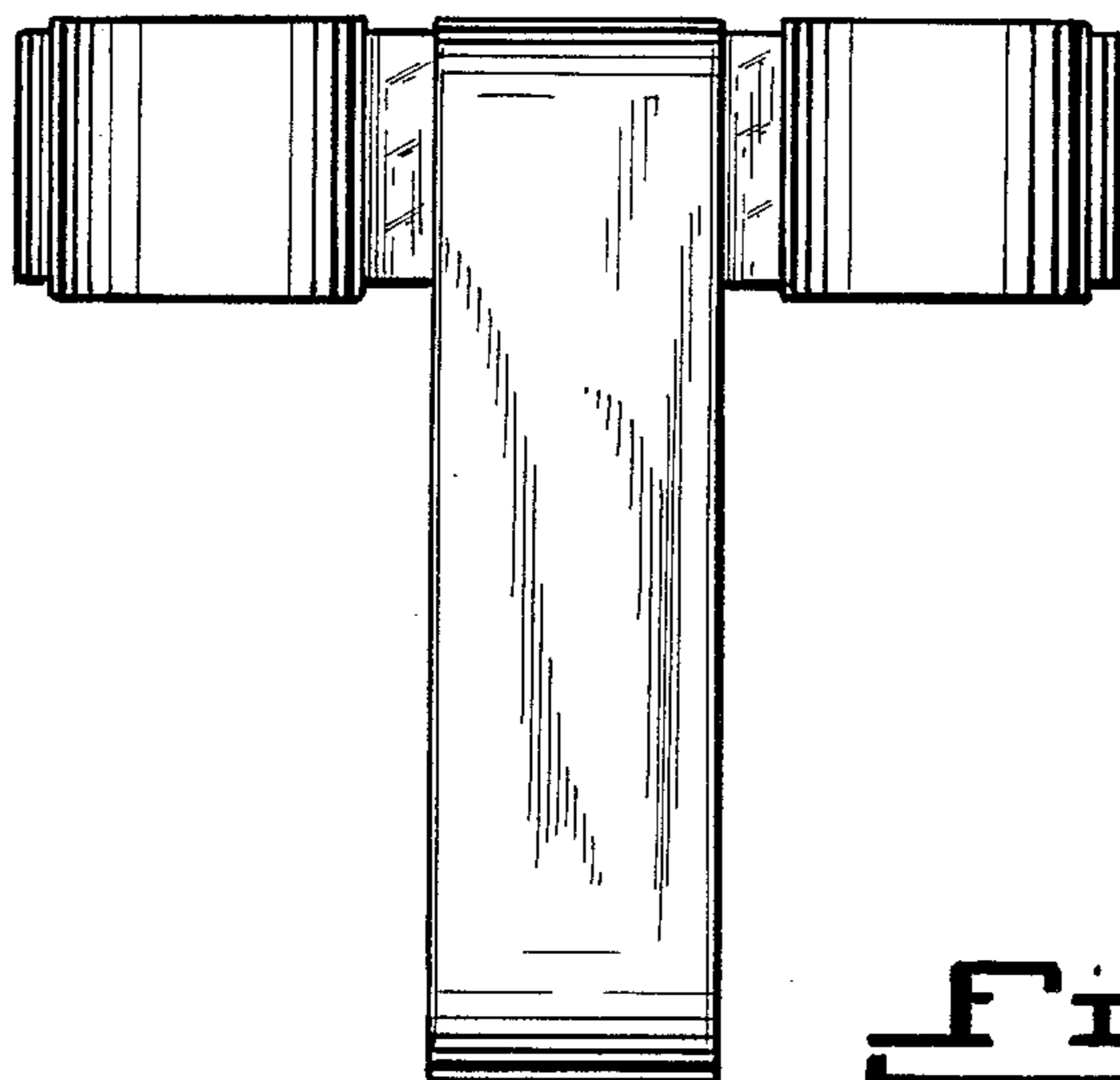



Fig. 2

Fig. 3



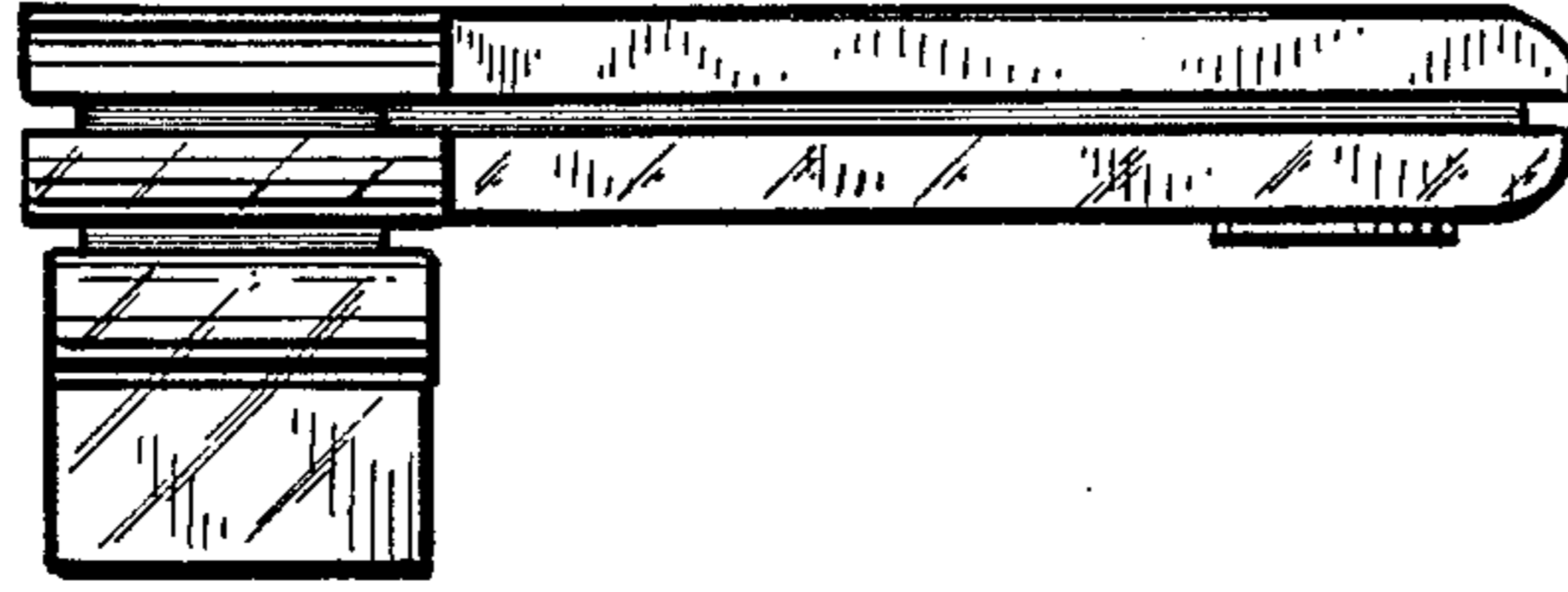


Fig. 4