

[54] MESSAGE HOLDER

[76] Inventor: Robert E. Dietz, 99 Queen St East, Wellesley, Ontario, Canada, NOB 2T0

[\*\*] Term: 14 Years

[21] Appl. No.: 18,949

[22] Filed: Feb. 25, 1987

[52] U.S. Cl. .... D19/90; D19/65; D19/86

[58] Field of Search ..... D3/91, 65, 99; D19/65, D19/84; D8/395; 211/45; 24/67 R, 67 CF, 67.3, 67.9, 545-549, 563; 40/658, 659, 666, 667

[56] References Cited

U.S. PATENT DOCUMENTS

- D. 49,616 9/1916 McKee ..... D19/99
- D. 199,828 12/1964 Regan ..... D19/91
- D. 201,965 8/1965 Lake ..... D19/65

- D. 206,783 1/1967 McCormick ..... D19/65 X
- D. 223,640 5/1972 Kemp ..... D19/65
- D. 256,258 8/1980 Varrin ..... D8/395 X
- D. 261,265 10/1981 Leopoldi ..... D19/65 X
- D. 292,717 11/1987 Murtagh ..... D19/84
- D. 301,042 5/1989 Capamaggio ..... D19/65 X
- 315,178 4/1885 Souter ..... D19/65 X


Primary Examiner—Bruce W. Dunkins  
Assistant Examiner—Martha Thompson  
Attorney, Agent, or Firm—Anthony Asquith & Co.

[57] CLAIM

The ornamental design for a message holder, as shown and described.

DESCRIPTION

FIG. 1 is a front elevational view of a message holder showing my new design;  
FIG. 2 is a side elevational view;  
FIG. 3 is an end elevational view; and  
FIG. 4 is a left front perspective view thereof.



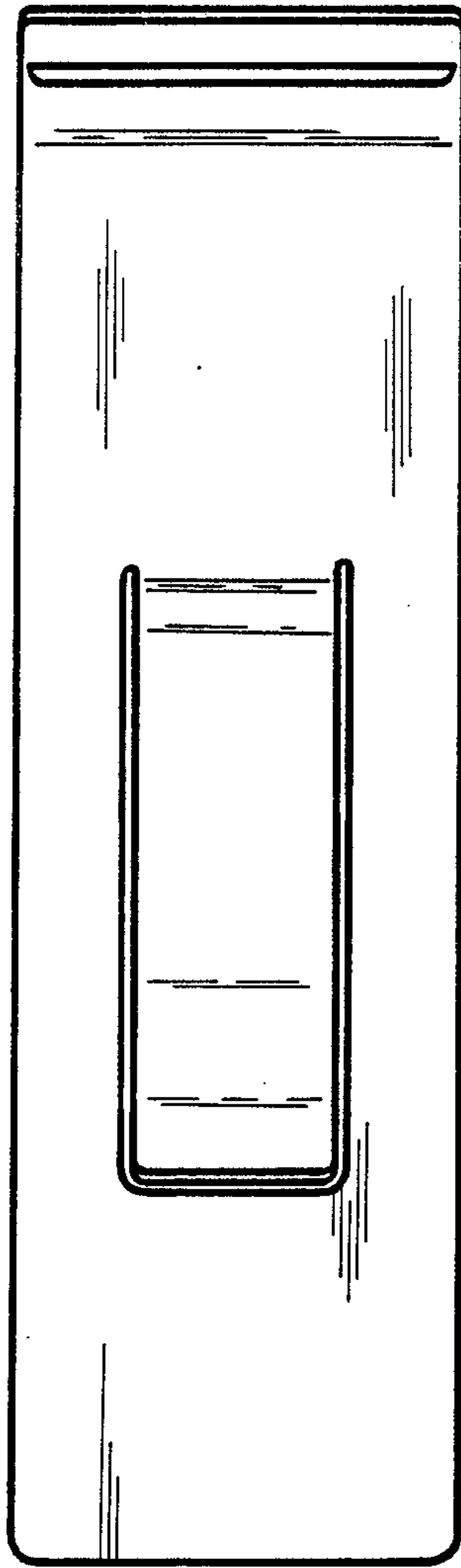


FIG 1




FIG 2

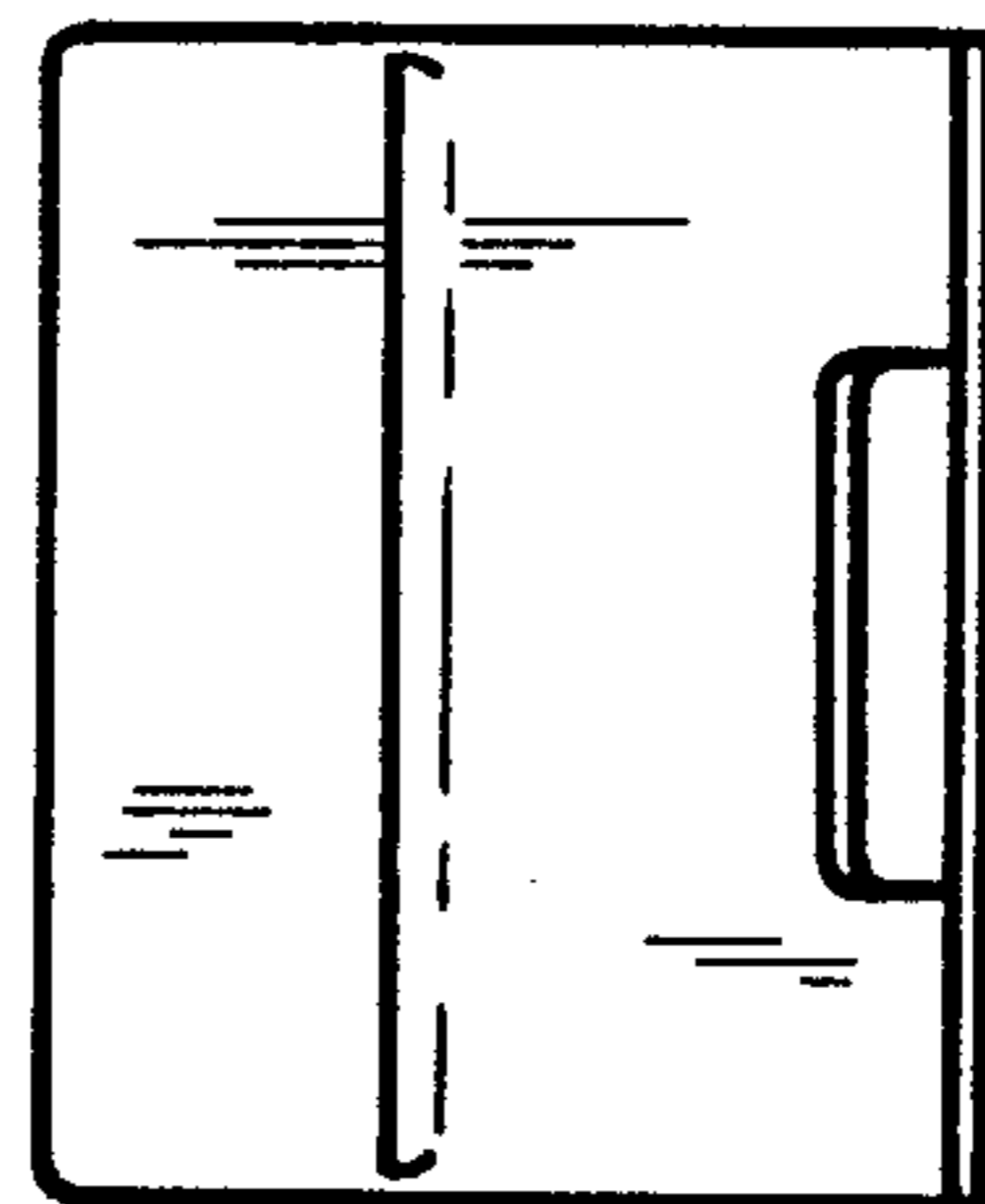


FIG 3

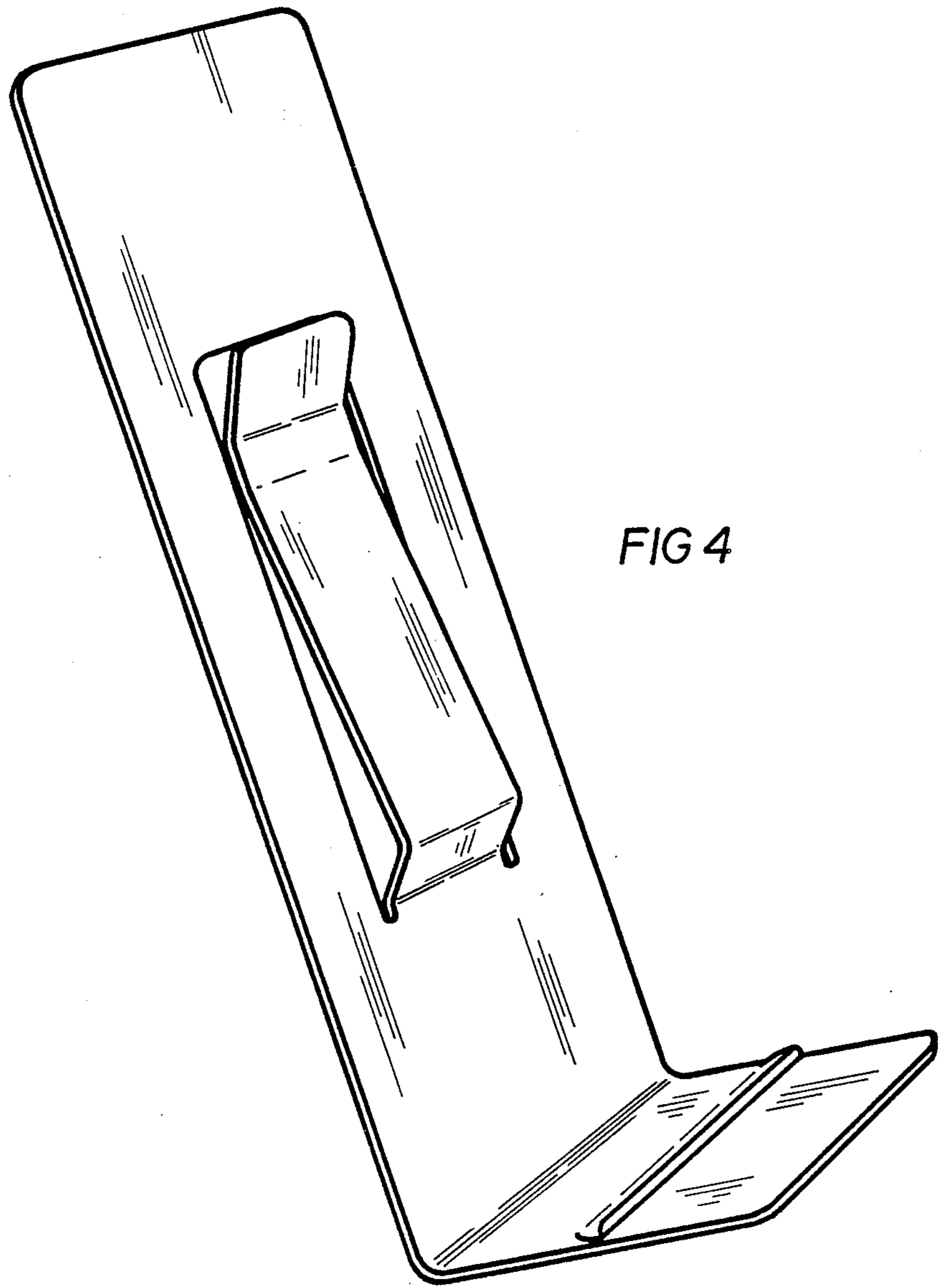


FIG 4